

Remington Arms Co., Inc.  
Product Service  
Legal Case #:4437

## Case Information

RE#	Date Opened	Date Opened(PS)	Date Closed	Incident Date	Pre Lit	Lit	Obsolete
191570	3/11/2010	3/18/2010	3/18/2010				

## Customer Information

Type	Business	First Name	Last Name	Street	City	State	Zip	Age	Contact
Incident		Rodney	Grimes	24100 Foss Rd	Nehalem	OR	97131		H 503-368-7164 E rodjs1@nehalem.tel.net

## Incident Information

Claims	Codes	Repair Est.	Medical Treatment	Medical Status
PI				
PD				
S	fires on safe release	Cause:4038 Could Not Duplicate Concern Concern:1007 Fired on Safe Release		Unknown
C				

3/22/10 Per letter with rifle, Grimes alleges that on two separate occasions on the same hunt, after chambering a round and beginning a stalk with the safety on, getting within shot distance, and releasing the safety the rifle fired. No one was injured. After that they field stripped and cleaned the bolt and it still misfired. They have stored it since this incident.cm

## Firearm Information

Mfg.	Type	Model/Ga.	SKU	Serial	Bbl.	DOM
Remington	CF/BA	700/300 WIN MA	26041	E6510962	RS	11/30/1998
Date Purchased	Where Purchased	Accessories	Original Owner			
2/1/2001	ASHLAND SHOOTING SUPPLIES BUCKEYE	FRONT SCOPE BASE AND BOTTOM HALF OF RING	U			

CONCERN:FSR

## Ammunition Information

Mfg.	Type	Cal./Ga.	SKU	UPC	DOM	Mfg. Code
Remington	/	300 WM				
Concern	Other	Factory	Reload			
0:		Y	N			

## Other Products Information - None Defined

## Settlement

Remington/700/CF/BA

Settlement	Release of Claims	Release Date	Reimbursement	Cash Settlement	Reim. Date APV	Cash Date APV
Per Ilion, replace TPA, clean at n/c to restore confidence						

Repair/Replacement Cost	Repair/Replacement Date
82.12	3/22/2010

3/22/10 Per Ilion, could not duplicate concern. Replace TPA, check over, clean at n/c to restore confidence in rifle.cm

Examination[Remington/CF/BA]

Part	Sub-Part	Code	Comment
Examination	Examiner		B.TRAVIS
	Exam Date		3/18/2010
	Product Type		RF
	Action Type		A
	Assigned To		F.SUPRY
Cause	4038	Could Not Duplicate Concern	
Barrel	Description		24" 300 WIN MAG
	Date Code		RS
	Bore Plugged	False	
	Bulged	False	
	Fired	False	
	Fired while Obstructed		
	Muzzle/Crown Condition	Slightly Worn; Functioning	
Bolt	Firing Pin	Slightly Worn; Functioning	
	Shroud	Slightly Worn; Functioning	
	Face	Slightly Worn; Functioning	
	Handle	Slightly Worn; Functioning	
	Stop	Slightly Worn; Functioning	
Extractor	Condition	Slightly Worn; Functioning	
	Cut Condition	Slightly Worn; Functioning	
	Ext/Eject Test	False	
Locking	Block Condition	---Select---	
	Lug Condition	Slightly Worn; Functioning	
	Notch Condition	---Select---	
Overall	Exterior Condition	Slightly Worn; Functioning	
	Stock Condition	Slightly Worn; Functioning	
	Fore End Condition	---Select---	
Receiver	Condition	Slightly Worn; Functioning	
	Bulged	False	
Safety	Description		STANDARD M/700 SAFETY
	Function	Like new; Functioning	
	Sub-Assembly	Non-ISS	
	Lift	---Select---	.015

Sear	Notch	Like new; Functioning	
	Tests	Test Fired	False
Feeding Test		False	
	Condition	Slightly Worn; Functioning	
Trigger	Pull	---Select---	4.5#
	Altered	False	
	Sub-Assembly	M/700 Non-Bolt Lock	
Non-Remington Components	Description		FRONT SCOPE BASE AND BOTTOM HALF OF RING

### Address Information

FFL: 

--	--	--	--	--	--	--




Repair Search Refresh Close

## Repair Search

Refresh

**Close**

3/18/2010	7:11 AM	CAPS	NUM	IND	PCD
-----------	---------	------	-----	-----	-----

722 6093 7144

$$\begin{array}{r} .25 \\ 20.23 \\ 2.14 \\ 15.- \\ 17.50 \\ 12.- \\ 15.- \\ \hline 82.12 \end{array}$$

RECEIVED  
MAR 19 2010

BY:.....

# Remington.

## Factory Repair Instructions

(NOTE: Please print and complete this form, and then include it with your firearm.)

Model Number: 700 BDL	Serial Number: E 6510962
Are you the original owner? <input checked="" type="checkbox"/> YES <input type="checkbox"/> NO	
Name: RODNEY A. GRIMES	Date of Purchase: Feb, 2001 ?
Address (no PO Boxes): 24100 Foss Rd	
City: Nehalem	State: OR
Phone (Daytime): 503-368-7164	Zip: 97131
E-mail Address: rodj51@NehalemTel.NET	
<input checked="" type="checkbox"/> I would like to receive future e-mail updates from Remington.	
Please describe your problem:	
On 2 separate occasions on the same hunt after chambering a round and beginning a stalk with the safety on getting within shot distance and releasing the safety the rifle fired, luckily no one was in the line of fire. After the first time we field stripped & checked the bolt. and it still didn't fire since then we stored the rifle in the gun safe & began	
Ammunition Information:	
Manufacturer: Remington	Type: 300 Win Mag
Other (i.e. bullet weight/type, shot size, powder): Factory loads	
Handload Information:	
Powder Used:	Powder Weight:
Case/Hull Used:	Primer Used:
Bullet Type/Shot Size:	Reloader Used:
Firearms Care (Cleaning and Lubrication):	
Brand of cleaning solution used: Hoppe's	
How often do you clean the bore? (Months or Number of rounds) everytime we fire	
How often do you clean the action? (Months or Number of rounds) "	
How often do you clean the trigger assembly? (Months or Number of rounds) "	
Brand of lubricant used: Hoppe's	

24"  
12S 11/98  
4.5#  
015

archery  
Hunt

at the range or  
hunt

How often do you lubricate the bore? (Months or Number of rounds)
How often do you lubricate the action? (Months or Number of rounds)
How often do you lubricate the trigger assembly? (Months or Number of rounds)
Have you reviewed the cleaning and maintenance recommendations on our web site or in our owners manual?
<input checked="" type="checkbox"/> YES <input type="checkbox"/> NO
Comments:
When was the last time that your firearm was serviced by a Remington authorized repairman/gunsmith?
What were the services performed?
Ship your INSURED firearm by either UPS or Parcel Post to:

ARMS CO., INC

Service Division  
 efeler Ave  
 NY 13357

**E6510962**

Model: 700



**RE00191570**

IN YOUR FIREARM OR IN THE SAME BOX WITH THE  
 IF YOU FEEL YOU MUST SEND SPENT SHELLS PLEASE  
 NAME, ADDRESS (WITH ZIP CODE), TELEPHONE AND

ling it.

- :: Pack your firearm for safety and to prevent further damage in shipping and handling. Preferably, ship in a firearm box. (Note: Original boxes may not be returned.)
- :: Remove all accessories from your firearm to prevent loss or damage.
- :: Provide a return address on both the outside and inside the box. Shipments without a proper return address will be refused.
- :: Ship your INSURED firearm by either UPS or Parcel Post. Remington is not responsible for damage or loss during shipment, so you may elect to purchase insurance from your carrier.

Charge repairs will be processed using the following guidelines:

- :: Repairs \$75.00 and under will be completed and returned to you C.O.D. (To avoid C.O.D. Charges, please include your credit card number and expiration date with your gun)
- :: For Repairs over \$75.00, you will receive a written estimate detailing the nature of the repair, applicable taxes and shipping. You will have 30 days to approve the repair estimate. Repairs can be paid by check, money order, or credit card (American Express, Discover, MasterCard, or VISA). If you wish, you can expedite repairs over \$75.00 by setting a pre-authorized amount that can be billed to your credit card.

could not duplicate concerns.  
 replace TPA, check over, clean  
 AT N/C TO restore confidence  
 IN RIFLE.

II 230145