

An isometric drawing of a mechanical component. It has a rectangular base with rounded corners. On the front face, there are two circular features, one above the other, each with a central hole. The top surface is flat. The side faces are also flat. Hidden edges are indicated with dashed lines.

4X .015
301.443, ONLY

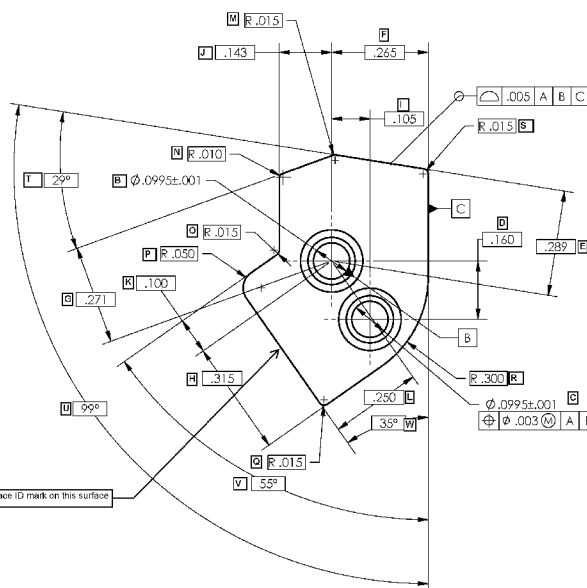
4X 120°

1/2" x 1/2" x 1/2"

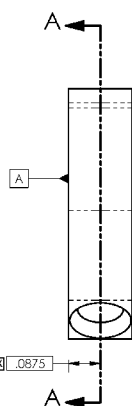
MATERIAL: MPH K-0000-20 (A1 G/CC M N)
HEAT TREAT: NONE
HARDNESS: N/A
FINISH: NONE
HEAT TREAT AND FINISH TO BE DONE BY REMINGTON

[illegible]

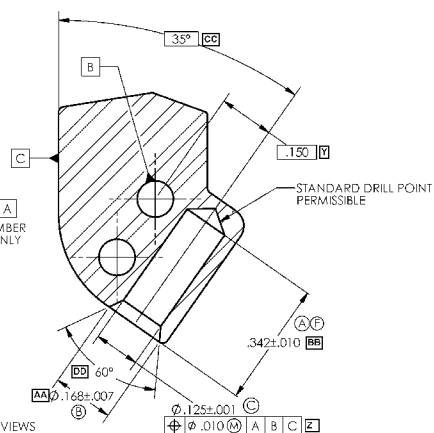
PART NUMBER	DIMENSION A
301443 - BLANK	0.180±.002
301444 - FINISHED PART	0.175±.001



NOTES:
1. RESIN IMPREGNATE BLANK.



FEATURES SHOWN IN THESE VIEWS
TO BE DONE BY REMINGTON TO
PART NUMBER 301444 AFTER
GRINDING TO THICKNESS



SECTION A-A

(E)	XR100	301443	REAR SPACER - BLANK
	XR100	301444	REAR SPACER
	MODEL	PART NO.	PART USE
	D/S BY DATE	D/S BY DATE	C/K BY DATE
	JWR 12-7-05	JWR 01-05-06	
TITLE REAR SPACER BLOCK			
SHEET NO.	NUMBER	SECTION	SUBSECTIONS
C	301444	5X	
REMINGTON ARMS CO., INC.			

SolidWorks File: 301444 - Rear Spacer Block

© RELEASED FOR PRE-PRODUCTION ONLY