


Remington®

F I R E A R M S & A M M U N I T I O N



1994




So, how has the year gone for you? We hope you managed a few days in the dove field, or found a productive spot for your deer stand. It doesn't really matter what you like best, the important thing is getting out – getting back in touch with all the things that make the shooting sports so special. There is so much that threatens our ability to enjoy the outdoors these days –



from anti-hunters and anti-gunners, to urban development, to reduced bag limits and the high price of licenses. The pressures of today's world often push time afield way down on our list of "priorities", but whenever we do get out there, isn't it worth it? Think back on the thrill you had when you managed to talk that big tom in range, or how the Eastern Shoreman cast a magic spell on the Canadas when they were ignoring everyone else.

Remember the starlit sky in Idaho on the elk hunt? And the relief on the guide's face when you connected on the last day. Savor again, for a moment, how proud your lab looked after his first retrieve. And how proud your son (and you) looked after taking his first deer. Times afield with good friends or alone enrich us all in many ways; we're better men and women for it. And the



FIREARMS

Bolt Action Rifles	4
Centerfire Repeaters	8
Rimfire Rifles	10
Custom Guns	12
Shotguns	14
Extra Barrels	28
Choke Tubes	30
Left-Hand Guns	32
Bolt Action Pistols	33
Specifications & Pricing	58

CLOTHING

ACCESSORIES

AMMUNITION

Centerfire	36
Pistol & Revolver	40
Reloading	45 & 54
Shotshells	44
Rimfire	55
Promotional Shotshells	56
UMC™	57
Ballistics & Specifications	61

environment is better for it too, thanks to the tireless efforts of millions of sportsmen and hundreds of conservation and wildlife organizations.

We at Remington hope you will continue to make time in your life for the outdoors, and pass on to your children the respect for nature and the stewardship of the environment that being a true sportsman is all about. Have another great season!

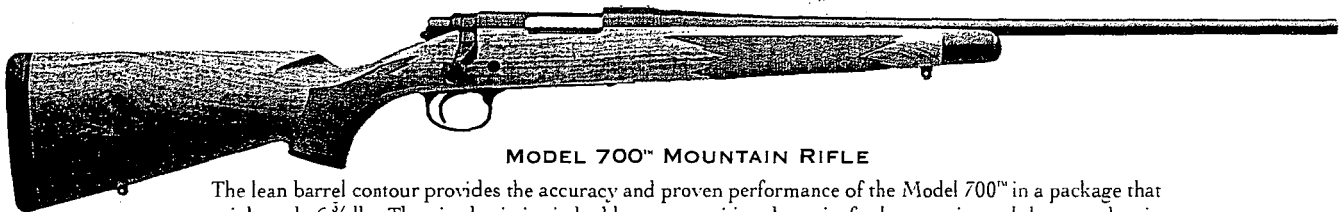



THE MODEL 700™ ACCURACY THAT COMES FROM STRENGTH.

For the serious rifleman, the Model 700™ is the most popular centerfire action on the market. Why? Because when a Model 700™ action locks up, the cartridge head is surrounded by three concentric rings of ordnance-grade steel: first, the cartridge head is completely surrounded by the bolt – there is no ejector cut to weaken the bolt face. The bolt head is then surrounded by the barrel, which is then threaded into the receiver. This unique design aligns the cartridge perfectly with the bore. And that means accuracy – accuracy that comes from strength.

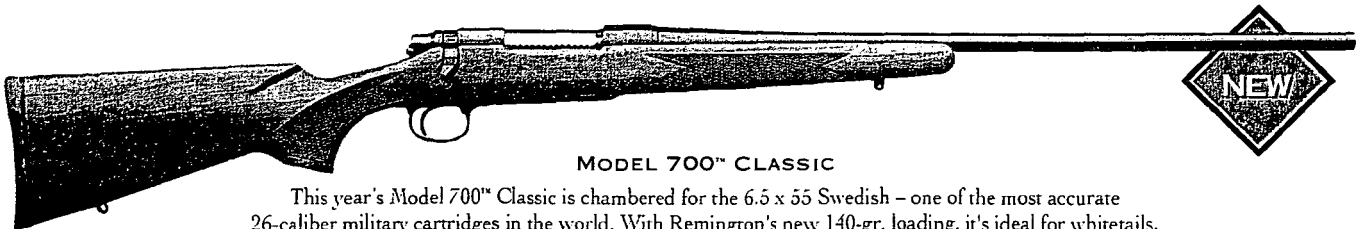
MODEL 700™ BDL

The Model 700™ BDL has been the hunter's favorite because its strong, smooth action and classic beauty make it an unequalled value. The American walnut stock is finished to a high gloss and has a distinctive black fore-end cap, Monte Carlo comb profile, and carries finely cut, 20 line-to-the-inch skipline checkering for a sure grip. All metalwork has our rich, deep bluing for protection. The Model 700™ BDL features a hinged floorplate magazine bottom, sling swivel studs, hooded ramp front sight, and adjustable rear sight. In addition, the Model 700™ BDL is also available with the rich patina of a hand-rubbed oil finish as the Model 700™ BDL "European". All other features are the same as the regular Model 700™ BDL.



MODEL 700™ MOUNTAIN RIFLE

The lean barrel contour provides the accuracy and proven performance of the Model 700™ in a package that weighs only 6 3/4 lbs. The pistol grip is pitched lower to position the wrist for better grip, and the smooth, trim cheekpiece positions the eye correctly for accurate sighting. Also features a satin-finished American walnut stock, deep, 20-line cut checkering, hinged magazine floorplate, sling swivel studs, and trim butt pad.

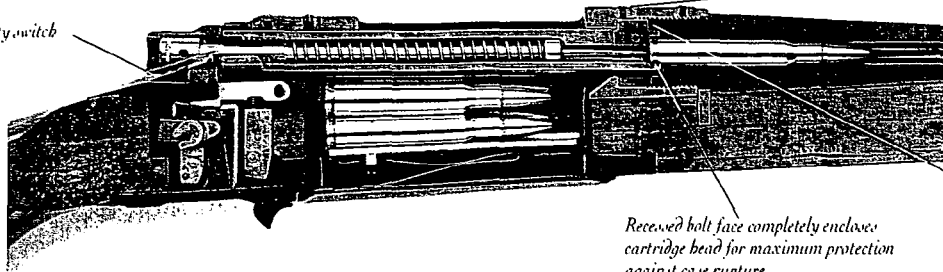


MODEL 700™ CLASSIC

This year's Model 700™ Classic is chambered for the 6.5 x 55 Swedish – one of the most accurate 26-caliber military cartridges in the world. With Remington's new 140-gr. loading, it's ideal for whitetails, muleys, antelope and sheep. Like all the rifles in our "Classic" series, this Model 700™ features a beautifully profiled, straight-combed stock of satin-finished American walnut with cut checkering, sling swivel studs, and hinged magazine floorplate.

MODEL 700™ DESIGN FEATURES

Positive safety switch



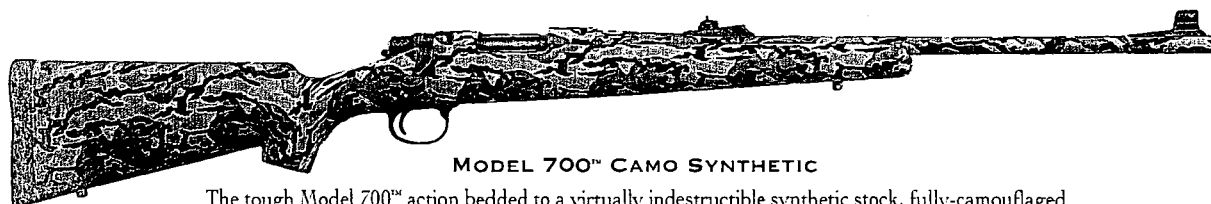
Recessed bolt face completely encloses cartridge head for maximum protection against case rupture

Barrel threaded into receiver machined from hardened steel

Barrel surrounds bolt shroud for additional strength

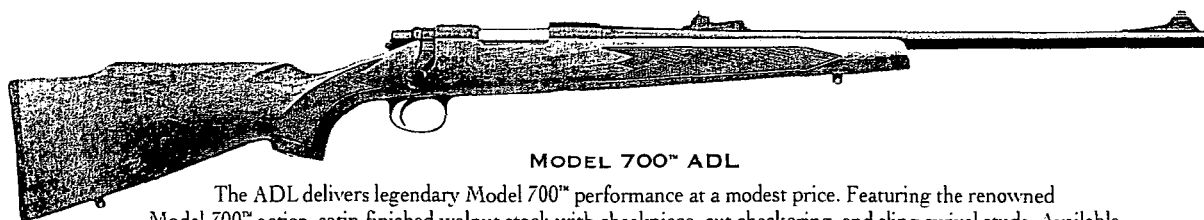
MODEL 700™ BDL STAINLESS SYNTHETIC

Our all-season Model 700™ BDL SS has a stainless steel barrel, receiver, and bolt for the ultimate in weather resistance and accuracy. In fourteen great hunting calibers – from the 223 Remington to the 338 Win. Mag. Non-magnum calibers feature our standard BDL barrel contour, and magnum calibers have the heavier, magnum barrel contour. All barrels are 24" long. The synthetic stock features a trim profile, straight comb, raised cheekpiece, and hinged magazine floorplate. The metalwork incorporates a fine satin finish that won't reflect light. The stock has a textured, black, non-reflective finish with positive checkering on the fore-end and pistol grip. Note: Scope not included.



MODEL 700™ CAMO SYNTHETIC

The tough Model 700™ action bedded to a virtually indestructible synthetic stock, fully-camouflaged in Mossy Oak® Bottomland™. Stronger than wood and unaffected by weather, this stock will not warp or swell in rain, snow, or heat. It features a straight comb, with raised cheekpiece. The Model 700™ Camo Synthetic comes with a non-reflective matte finish on the bolt, and is available in three popular calibers – 243 Win., 30-06 Spfld., and 7mm Remington Mag.



MODEL 700™ ADL


The ADL delivers legendary Model 700™ performance at a modest price. Featuring the renowned Model 700™ action, satin-finished walnut stock with cheekpiece, cut checkering, and sling swivel studs. Available in five great short- and long-action calibers, from the 243 Win. to the 7mm Remington Mag.

REMINGTON VARMINT AND LONG RANGE HUNTING RIFLES. WHEN YOU MEASURE ACCURACY BY THE MINUTE.

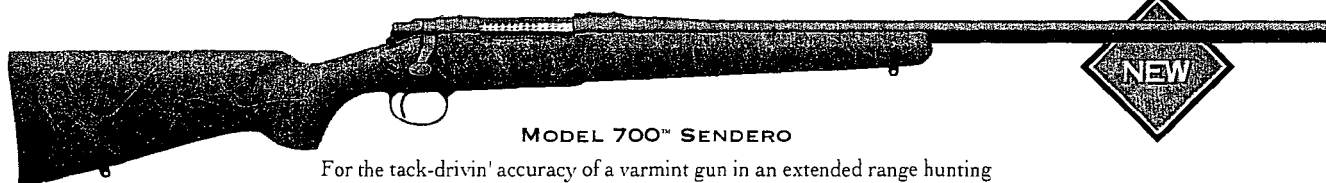
If you like covering your groups with a quarter, or spending the day rolling 'chucks at 300 yards, then Remington's varmint and long range hunting rifles are the clear choice for the accuracy performance you demand. In all of our long range guns, we've combined the strength and precision of the legendary Model 700™ action with a heavy, hammer-forged barrel that delivers the kind of accuracy a custom rifle-maker would approve of.

MODEL 700™ VS SF (VARMINT SYNTHETIC STAINLESS FLUTED)

This year we're bringing the toughness of a 416-grade stainless steel barreled action to our Model 700™ VS. The barrel is 26" long for improved velocity performance; and features a spherical concave muzzle crown for clean bullet/barrel separation. It also features six machined flutes that take weight out of the barrel while maintaining stiffness. The flutes also add surface area for better cooling. The unblued metal work has a satin finish to reduce glare. The Kevlar®, fiberglass and graphite stock is built around a precisely machined aircraft-grade aluminum bedding block that runs the full length of the receiver. Available in 223 Remington, 220 Swift, 22-250 Remington, and 308 Win.



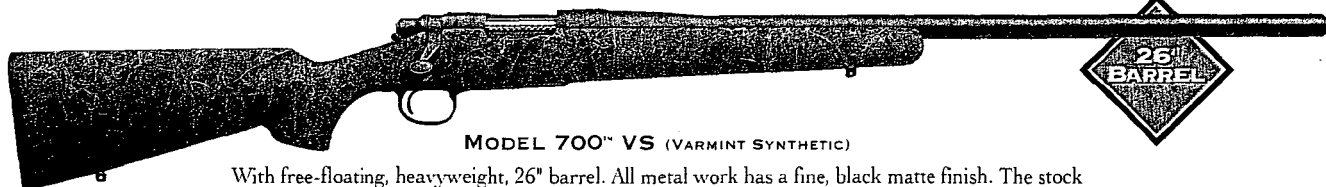
NEW



MODEL 700™ SENDERO

For the tack-drivin' accuracy of a varmint gun in an extended range hunting rifle, try out our new Model 700™ Sendero. We've taken all the accuracy features of the Model 700™ VS and combined them with long action and magnum calibers for a superb long range hunting rifle. The barrel is 26" long, has a heavy varmint profile, and features a spherical concave crown. Available in 25-06 Remington, 270 Win., 7mm Remington Mag., and 300 Win. Mag.

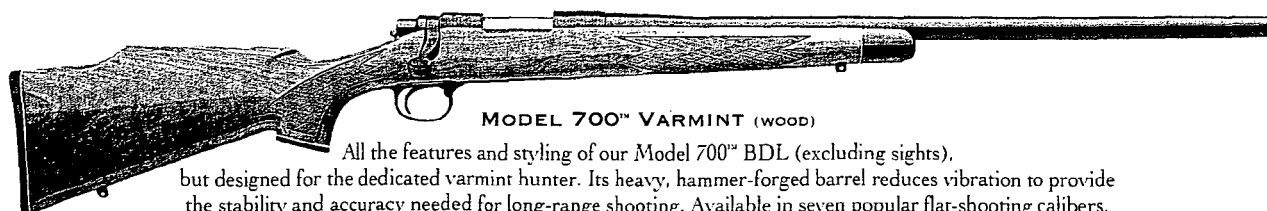
NEW



MODEL 700™ VS (VARMINT SYNTHETIC)

With free-floating, heavyweight, 26" barrel. All metal work has a fine, black matte finish. The stock is reinforced with DuPont Kevlar®, fiberglass and graphite, for dimensional stability. Aircraft-grade aluminum bedding block runs the full length of receiver. In 220 Swift, 22-250 Remington, 223 Remington, and 308 Win.

26" BARREL

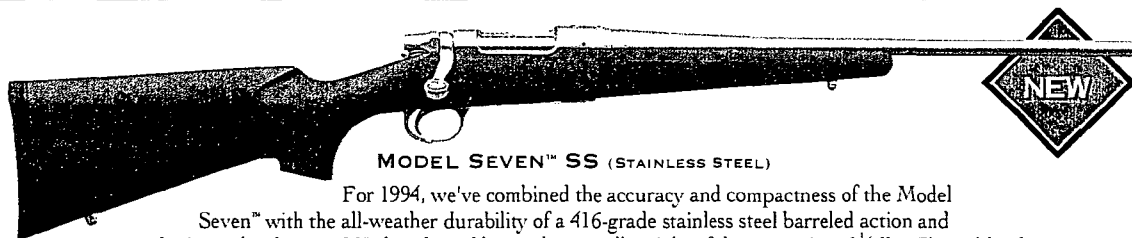



MODEL 700™ VARMINT (WOOD)

All the features and styling of our Model 700™ BDL (excluding sights), but designed for the dedicated varmint hunter. Its heavy, hammer-forged barrel reduces vibration to provide the stability and accuracy needed for long-range shooting. Available in seven popular flat-shooting calibers.

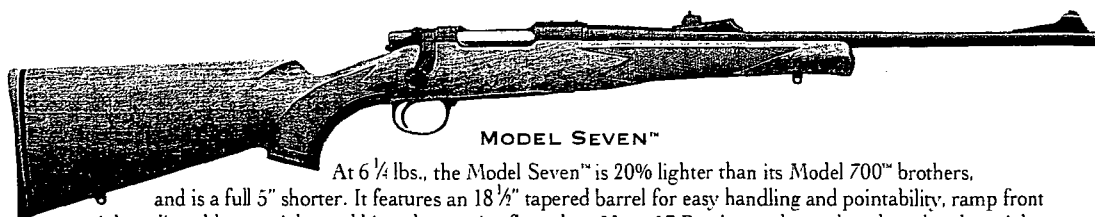
**THE HIGHEST POWER-TO-WEIGHT RATIO
OF ANY CENTERFIRE RIFLE MADE IN AMERICA.**

If you like to hunt deep in the woods where the big boys hide, go in with the Model Seven™ – the woods rifle that has everything going for it. It's light – only 6¼ lbs; compact – just over 37 inches long; accurate – the Model Seven™ shares the same accurized bolt action design heritage as the Model 700™; and it's offered in some of the hardest-hitting short action calibers available, from the screamin' 17 Remington, to the flat-shooting 7mm-08 Remington and the classic 308 Win.



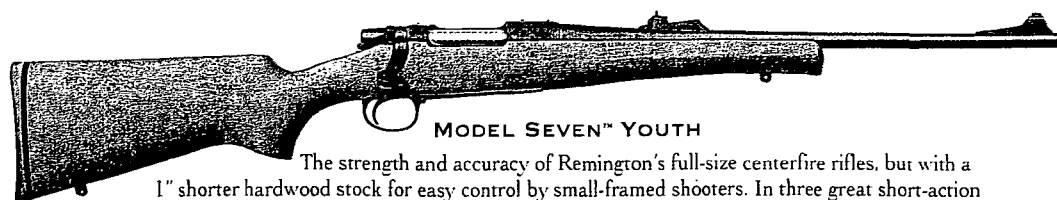
MODEL SEVEN™ SS (STAINLESS STEEL)

For 1994, we've combined the accuracy and compactness of the Model Seven™ with the all-weather durability of a 416-grade stainless steel barreled action and synthetic stock. The new 20" clean barrel keeps the overall weight of the gun at just 6¼ lbs. The unblued metal work has a satin finish that won't reflect light, and the stock has a classic fore-end profile with a black, textured finish. Available in 243 Win., 7mm-08 Remington, and 308 Win.



MODEL SEVEN™

At 6¼ lbs., the Model Seven™ is 20% lighter than its Model 700™ brothers, and is a full 5" shorter. It features an 18½" tapered barrel for easy handling and pointability, ramp front sight, adjustable rear sight, and hinged magazine floorplate. Note: 17 Remington has a clean barrel and no sights.

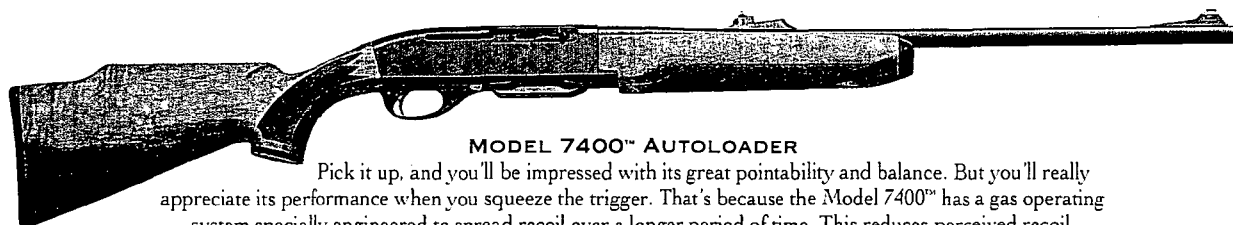


MODEL SEVEN™ YOUTH

The strength and accuracy of Remington's full-size centerfire rifles, but with a 1" shorter hardwood stock for easy control by small-framed shooters. In three great short-action calibers: the 6mm Remington, 243 Win., and 7mm-08 Remington.

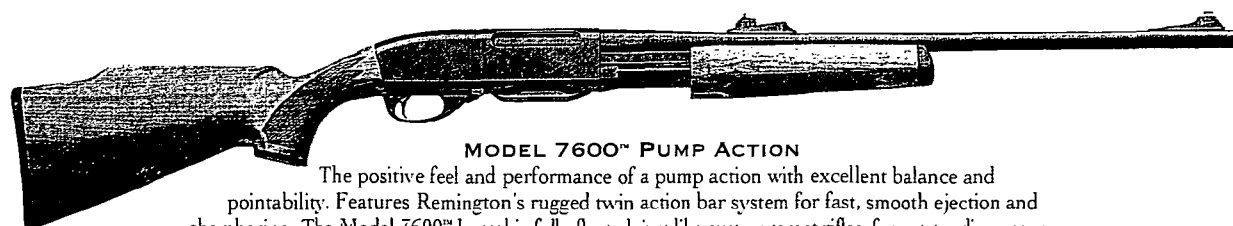
**MODEL 7400™ & MODEL 7600™
WHEN THE GAME IS PLAYING HIDE AND SEEK.**

Whitetails play the game better than anything in the woods – now you see them, now you don't. And Whitetail country is where both the Model 7400™ autoloader and the Model 7600™ pump earned their reputations for quick handling and fast, smooth actions. But those qualities alone aren't enough to carry the Remington name. We've also designed an unmatched level of accuracy into both guns: the receivers are machined from solid blocks of ordnance-grade steel, and the barrels are hammer-forged with the same precision as our bolt action rifles.



MODEL 7400™ AUTOLOADER

Pick it up, and you'll be impressed with its great pointability and balance. But you'll really appreciate its performance when you squeeze the trigger. That's because the Model 7400™ has a gas operating system specially engineered to spread recoil over a longer period of time. This reduces perceived recoil, allowing you to follow through with a steady second shot if needed. Bolt velocity is also more uniform, which eases wear and tear and improves reliability. With satin or gloss finish on its American walnut stock and fore-end, adjustable sights, and a removable four-shot magazine.




MODEL 7600™ PUMP ACTION

The positive feel and performance of a pump action with excellent balance and pointability. Features Remington's rugged twin action bar system for fast, smooth ejection and chambering. The Model 7600™ barrel is fully-floated, just like custom target rifles, for outstanding accuracy. So once you get it sighted in, it stays there. Available with satin or gloss finish on its American walnut stock and fore-end, adjustable sights, and a removable four-shot magazine.

The Monte Carlo-profiled stocks on both the Model 7400™ and the Model 7600™ have raised cheekpieces, and are carved out of solid American walnut, with a generous amount of cut checkering for good control. And for really close quarters, we offer both guns in a compact, 30-06 caliber carbine with an 18½" barrel. Finally, each gun is available in six popular calibers from the flat shooting 243 Win. to the powerful 35 Whelen. So choose the action you like from the company that's sold more great pumps and autoloaders than any other, and for good reason: they always come through for the shooter.

**A HARD CASE FOR
BUYING A MODEL
7400™ OR MODEL
7600™**

Now included when you buy non-SP versions of the Model 7400™ & Model 7600™ is a custom-fitted synthetic gun case. Inside this almost indestructible hard case there's a formed well for the gun and several recesses to hold accessories like Rem™ Oil, shooting glasses, etc. This Airline-approved case is made of high density polyethylene that is unaffected by UV light, extremes of temperature, and household chemicals. Its strength, light weight, and impact-resistance make it the perfect way to protect your gun during shipping. The case also incorporates two sturdy padlock lugs for security. A case like this purchased separately would cost \$30.00 or more – yet it's free when you buy a Model 7400™ or Model 7600™!

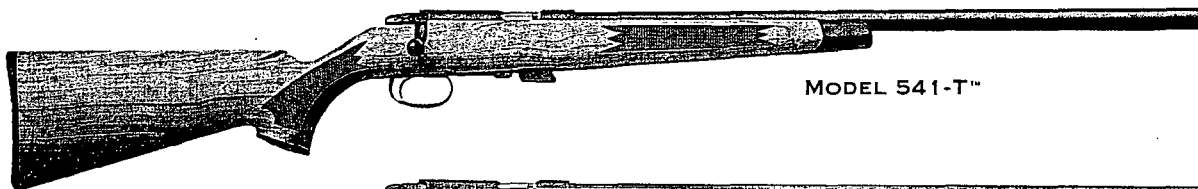


MODEL 7400™ SP & MODEL 7600™ SP

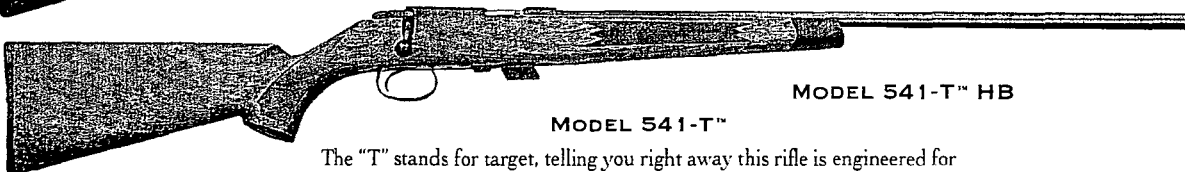
These special purpose versions have the concealment advantages of a non-reflective finish on the wood and metalwork – just the thing to keep a ray of sunlight from reflecting off your barrel at the wrong moment. Chambered for 270 Win. and 30-06 Spfld. in both models. Sling swivel studs and camo Cordura® sling are supplied with both versions.

REMINGTON 22S. THE RIFLES THAT SATURDAY AFTERNOONS WERE MADE FOR.

For most of us, our first, and longest-lasting experiences with shooting involve a 22. It was the baton with which the love of shooting sports was passed to us from our dads and uncles and older brothers, and odds are it was a Remington. Today's rimfire battery from Remington is as exciting as ever...from the new high-tech Model 522™ Viper™ autoloader, to the tack-drivin' Model 541-T™ and the industry's only American-made pump action 22, the Model 572™ Fieldmaster®. So if it's a Saturday afternoon, why not re-discover the spark that started it all? Take your son or daughter out for an afternoon of fun...and pass the baton.



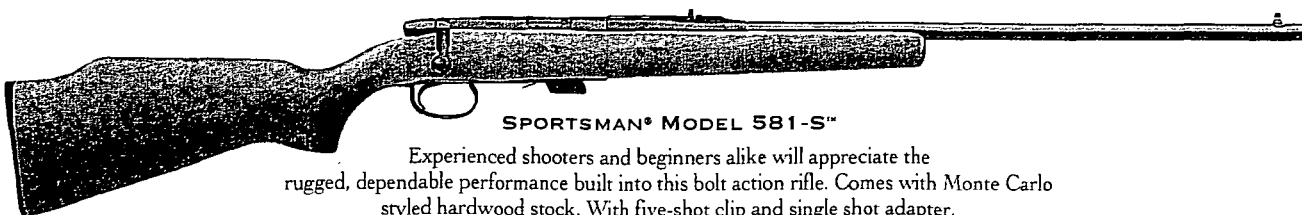
MODEL 541-T™



MODEL 541-T™ HB

MODEL 541-T™

The "T" stands for target, telling you right away this rifle is engineered for accuracy. The Model 541-T™ uses a time-proven six-lug, rear lock-up bolt action, mated with a receiver milled from a solid block of ordnance-grade steel. The trigger pulls smoothly, and breaks clean with no creep. The Model 541-T™ is available in a 24" standard contour or heavy barrel version that prints groups a centerfire shooter would be proud of. The Model 541-T™ has a solid American walnut stock complemented by a black fore-end tip, and the pistol grip and fore-end are graced with a generous amount of deep cut checkering. With a 5-shot clip, clean barrel, and receiver drilled and tapped for scope mounts.

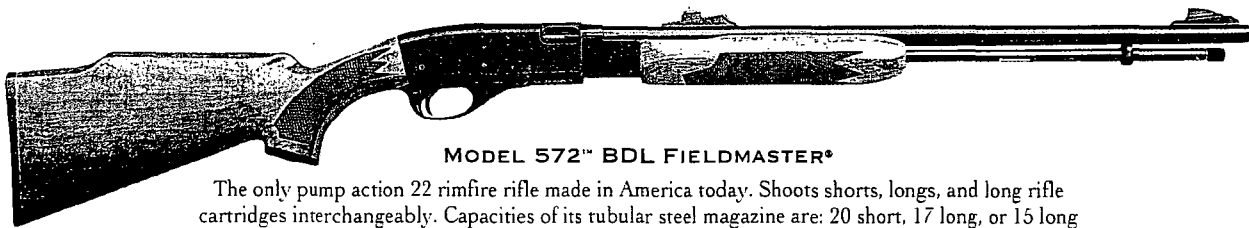
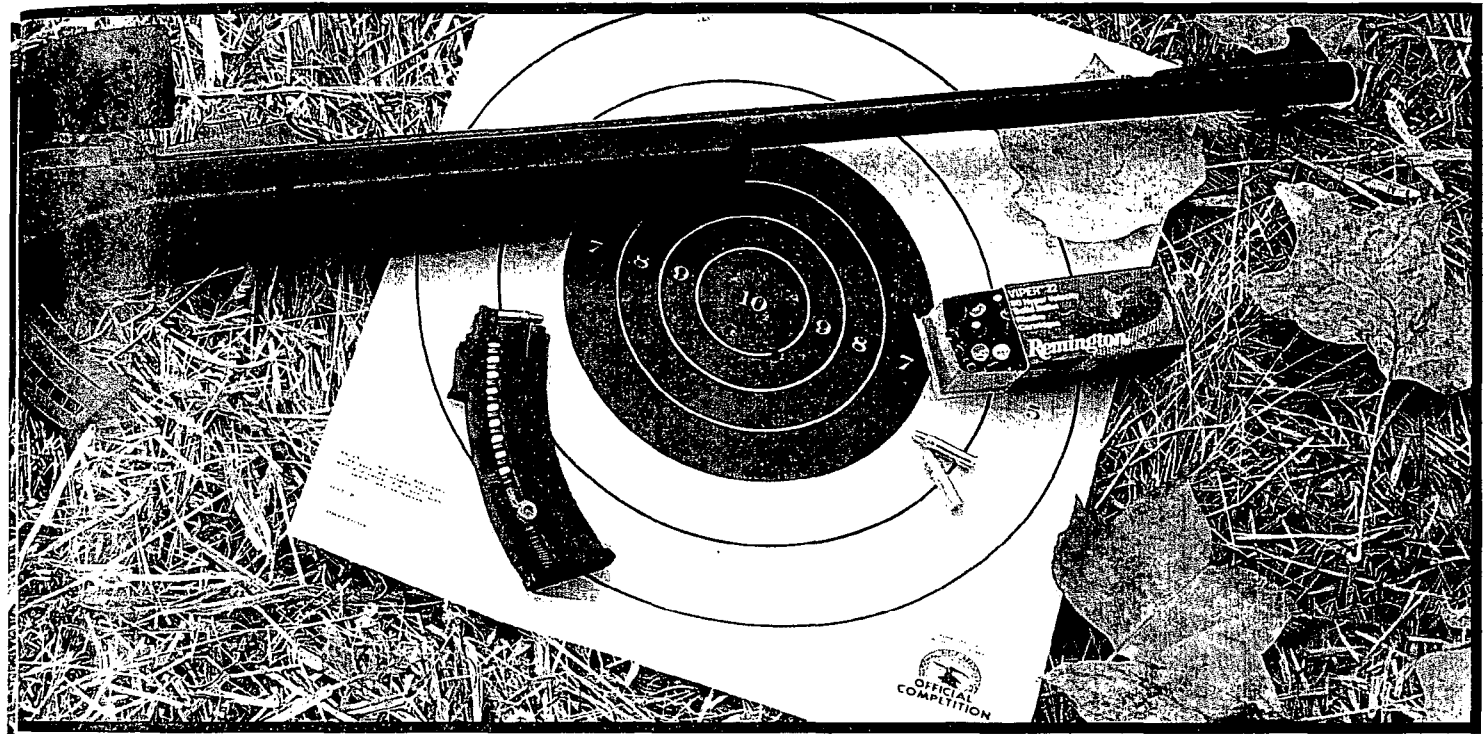


SPORTSMAN® MODEL 581-S™

Experienced shooters and beginners alike will appreciate the rugged, dependable performance built into this bolt action rifle. Comes with Monte Carlo styled hardwood stock. With five-shot clip and single shot adapter.

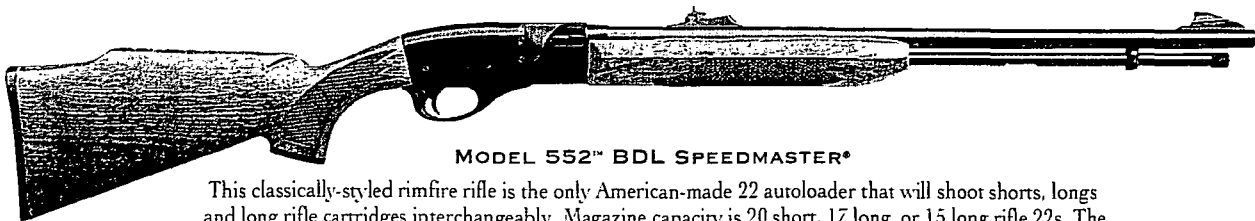
MODEL 522™ VIPER™

The Model 522™ Viper™ is a state-of-the-art rimfire rifle design, engineered to give experienced as well as entry-level shooters the highest value for their dollar in a 22 autoloading rifle. The Model 522™ is also one of the most innovative 22 rifles on the market, by incorporating many safety and functional features not offered on competitive 22 rifles. For example, a red indicator shows when the gun is cocked; a disconnecter disables the trigger when the magazine is removed; an ejection port shield is molded into the receiver; and a last shot bolt hold-open feature lets the shooter know the gun is empty. The black, hard-wearing stock is made of high strength synthetic. The grip is slim and checkered for good control, and the fore-end has a semi-beavertail shape that is comfortable for younger and adult shooters alike. The receiver is made of a lightweight, extremely tough engineered synthetic, which helps reduce overall weight significantly. The sights are centerfire rifle quality, and the rear sight is fully adjustable for windage and elevation. A grooved scope mounting rail is integrally molded into the receiver. An easy to load, 10-round magazine is supplied. Note: Scope and rings not included. ▼



MODEL 572™ BDL FIELDMASTER®

The only pump action 22 rimfire rifle made in America today. Shoots shorts, longs, and long rifle cartridges interchangeably. Capacities of its tubular steel magazine are: 20 short, 17 long, or 15 long rifle cartridges. Features a high-gloss Monte Carlo walnut stock with cut checkering, big game sights, positive cross-bolt safety, high-luster blueing, and receiver grooved for scope mounts.

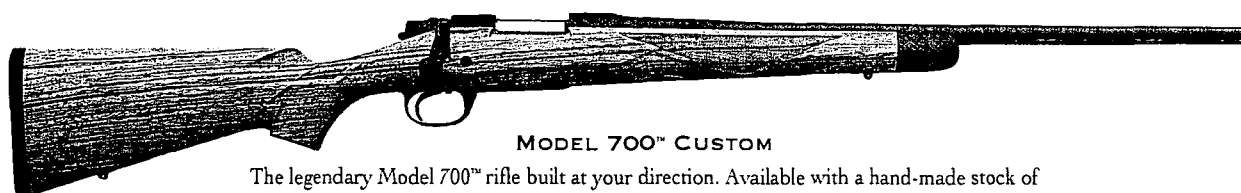



MODEL 552™ BDL SPEEDMASTER®

This classically-styled rimfire rifle is the only American-made 22 autoloader that will shoot shorts, longs and long rifle cartridges interchangeably. Magazine capacity is 20 short, 17 long, or 15 long rifle 22s. The Model 552™ comes with a high-gloss Monte Carlo walnut stock with cut checkering, big game sights, positive cross-bolt safety, high-luster blueing, and receiver grooved for scope mounts.

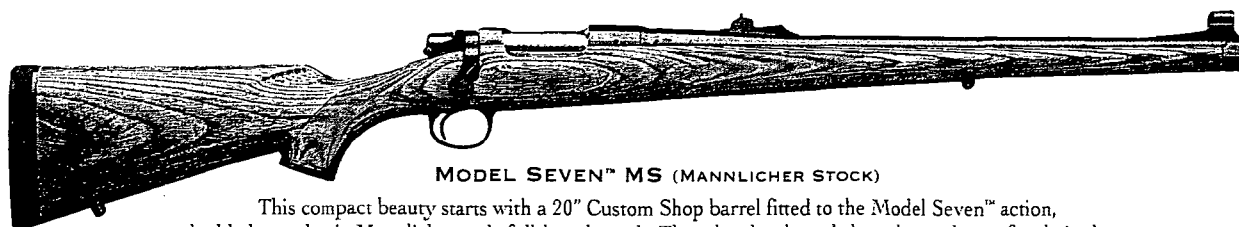
AMERICA'S BEST GUNS – SINCE 1816.

To its owner, a fine rifle or shotgun is a source of almost inexplicable pleasure: the subtle beauty of a highly-figured stock, painstakingly decorated with deep, hand-cut checkering. Wood-to-metal fit so close the receiver looks like it grew right out of the walnut. Engraving and precious metal inlay that are timeless expressions of skilled artisans. Action fit and function as smooth as the workings of a fine time piece. And personalized measurements that make the gun feel like an extension of your body. These are just a few of the reasons that make the choice of a custom Remington a wise one... an investment in the quality and craftsmanship of America's best guns, from America's most experienced gun maker.



MODEL 700™ CUSTOM

The legendary Model 700™ rifle built at your direction. Available with a hand-made stock of American walnut, English walnut, or California Claro. The stock can be shaped to your precise measurements, and finished off with beautiful, hand-cut checkering. Several engraving choices, many detail upgrades, and a large selection of calibers are offered for the owner who wants a truly "one of a kind" custom rifle.



MODEL SEVEN™ MS (MANNLICHER STOCK)


This compact beauty starts with a 20" Custom Shop barrel fitted to the Model Seven™ action, bedded to a classic Mannlicher-style full-length stock. The select hardwoods have been chosen for their clear grain, and pressure-laminated for strength and dimensional stability. The butt stock features a straight comb with raised cheekpiece and black rubber recoil pad. The front of the carbine is finished off with a Mannlicher-style fore-end cap/barrel band. Available in eleven great short-action calibers.

MODEL 700™ APR (AFRICAN PLAINS RIFLE) & MODEL 700™ AWR (ALASKAN WILDERNESS RIFLE)

For 1994, the Custom Shop is offering two exciting new versions of the Model 700™: the APR (African Plains Rifle), and the AWR (Alaskan Wilderness Rifle). Both are for serious hunters who like to go to extremes. The Model 700™ APR (below, top) is built around a magnum receiver and a specially contoured, 26" Custom Shop barrel. The blued surface of the barrel has a fine satin finish that won't reflect light. The pressure laminated wood stock is a rich brown, with raised cheekpiece, satin finish, black butt pad, and checkering cut 20 lines to the inch for a sure grip. The Model 700™ APR is available in 7mm Remington Mag., 300 Win. Mag., 300 Wby. Mag., 338 Win. Mag., and 375 H&H Mag.

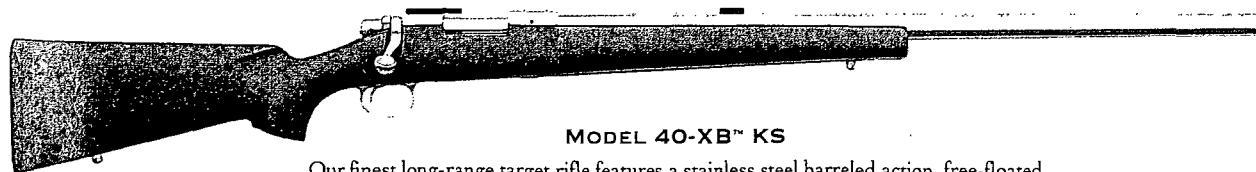
MODEL 700™ AWR (ALASKAN WILDERNESS RIFLE)

For the extremes of temperature and wetness take along the Model 700™ AWR (left, bottom). The barrel, bolt and receiver are made of tough, 416-grade stainless steel for the ultimate in moisture resistance, and colored with a fine satin bluing that won't reflect light. The barrel contour is a special 24" Custom Shop profile that's high on accuracy and low on weight. The matte gray stock is a rigid composite of fiberglass and graphite, reinforced with DuPont Kevlar®. The comb is straight with raised cheekpiece, and the butt carries a magnum-grade black rubber recoil pad. The Model 700™ AWR is available in 7mm Remington Mag., 300 Win. Mag., 300 Wby. Mag., 338 Win. Mag., and 375 H&H Mag. Note: Scope and rings not included.



MODEL 700™ KS MOUNTAIN RIFLE

The lightest, toughest Model 700™ rifle available. Kevlar® makes the stock dimensionally stable, and the dull finish on the metal work and stock makes it virtually invisible in open country. The Model 700™ KS is offered in a wide selection of calibers in right- or left-hand carbon steel versions, and right-hand stainless barreled actions. We also offer the compact Model Seven™ with a lightweight stock reinforced with DuPont Kevlar® in 223 Remington, 7mm-08 Remington, 308 Win., 35 Remington, and 350 Remington Mag.



MODEL 40-XB™ KS

Our finest long-range target rifle features a stainless steel barreled action, free-floated heavy barrel, high comb stock, hand-bedded action, and match-grade trigger. In single shot or repeater, with American walnut stock or synthetic stock reinforced with DuPont Kevlar®. Left-hand actions available on special order. Other Model 40-X™ variations are available for benchrest, rimfire, and centerfire National Match Course shooters.

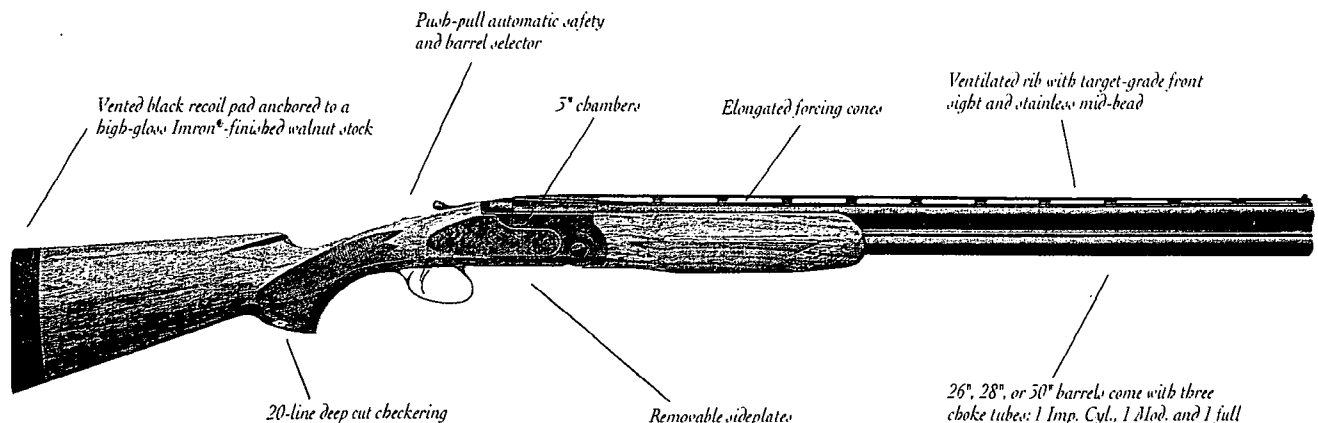
For a free brochure on all Custom Shop guns, see your local Remington dealer, or write: Custom Gun Shop, B-6220, Remington Arms Company, Wilmington, Delaware, 19898.

THE REMINGTON PEERLESS™. NOTHING ELSE STACKS UP.

The name "Peerless™" pretty much says it: "without equal," "matchless," "incomparable." While there are many fine over and under shotguns on the market today, nothing stacks up to the all-new, American made Remington Peerless™. Few of the competition come close to this gun's performance, and none of them can equal its value. The Peerless™ is based on the classic elements of box lock over-under shotgun design. Two slender, light contour barrels are joined at the muzzle, and brazed into a hardened monoblock that incorporates a pair of automatic ejectors. The barrel assembly pivots on hardened trunnions, and lock-up is achieved with two large rectangular lugs that project from the standing face of the frame. Side ribs keep keepers from snagging in the space



between the barrels. The single selective trigger is set by mechanical action rather than by recoil inertia, so you will always be assured of a fast follow-up shot from the second barrel. The specially hardened sears are dynamically balanced, and lock time is extremely fast: 3.28 milliseconds*, which puts it in a league with the legendary Model 3200™. The top tang safety is automatic, and when in the "Safe" position, can be moved left or right to select the first barrel fired. The side plates are removable, and tastefully embellished with bird hunting scenes. The 26", 28" or 30" barrels carry a

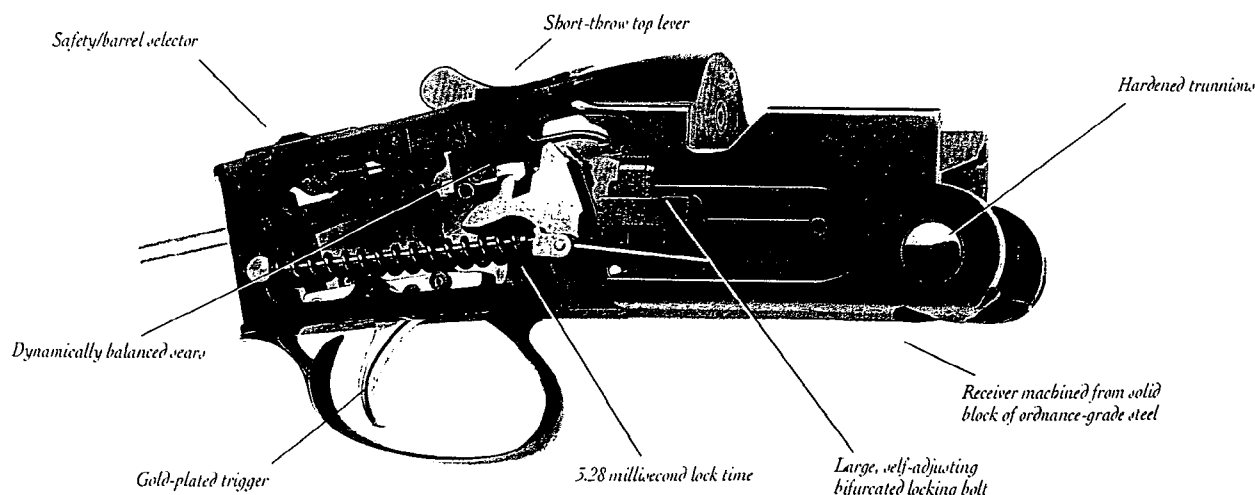


*Average speed achieved in product testing.

strong, but gracefully proportioned ventilated rib with target-grade front sight and stainless mid-bead. A three-tube set of Rem™ Chokes (1-Imp. Cyl., 1-Mod., and 1-Full) is supplied. The Peerless™ is set up with a 14 $\frac{3}{8}$ " length of pull, 1 $\frac{1}{2}$ " drop at the comb, and 2 $\frac{1}{4}$ " drop at the heel. With 26" barrels, the gun weighs 7 $\frac{1}{4}$ lbs, and the 28" and 30" versions tip the scales at 7 $\frac{3}{8}$ and 7 $\frac{1}{2}$ lbs respectively – an easy carry, but not so light as to be "whippy." The subtle figure of the Imron®-finished high-gloss American walnut stock and fore-end is perfectly complemented by a generous amount of 20-line to the inch cut checkering, and a vented recoil pad anchors the butt of the gun. All metalwork is highly polished and protected with Remington's rich, deep bluing process. How does the Peerless™ shoot? Well, like all Remingtons, it feels incredibly responsive when you pick it





up...the balance falls right between your hands, and the stock locks easily into your shoulder. Almost before you can think about nudging the fore-end, it starts to swing, and suddenly you realize the Peerless™ is an over-under like no other. We think it's one of the most well-balanced and responsive guns we've ever designed, and lives up to the Remington tradition of great-patterning, smooth-pointing shotguns. But don't take our word for it – get on down to your Remington dealer and pick one up for yourself. We think you'll call it "incomparable", "without equal"...Peerless™!



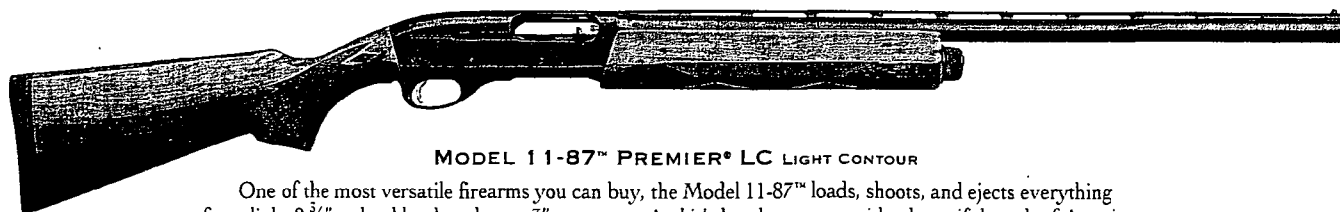
**THE MODEL 11-87™ PREMIER®
THE FINEST AUTOLOADING SHOTGUN IN THE WORLD.**

Some guns have a natural pointability that makes you feel like you can hit anything you shoot at. They inspire confidence, and confidence is the name of the game in shooting. If you believe you can do well, you probably will. The Model 11-87™ Premier® is a gun that will help any shooter improve his percentages. Its balance and weight distribution are born of the Model 1100™ – the best selling autoloader in the world. Its gas compensation system takes the bite out of recoil, and allows the use of a wide variety of shells, from light field loads to heavy magnums. Natural pointability, great balance, soft recoil. Don't you think a Model 11-87™ Premier® could make a difference in your shooting?



MODEL 11-87™ PREMIER® CANTILEVER SCOPE MOUNT DEER GUN

For 1994, we have improved the design of our cantilever scope mount: the cantilever arm is shorter in length and has a thicker cross section for maximum rigidity, and it won't lose zero, even after the effects of repeated recoil. For the Model 11-87™ Premier®, our new deer barrel is offered in a 21" fully rifled version. Comes with sling swivel studs and a padded sling of rugged Cordura® nylon. Note: Scope and rings not included.




MODEL 11-87™ PREMIER® LC LIGHT CONTOUR

One of the most versatile firearms you can buy, the Model 11-87™ loads, shoots, and ejects everything from light 2 3/4" upland loads to heavy 3" magnums. And it's handsome too, with a beautiful stock of American walnut in satin or high-gloss finish. Choose from our 26", 28", or 30" light contour Rem™ Choke barrels, supplied with Imp. Cyl., Mod., and Full choke tubes. Left-hand action available in 28" version. Premier® light contour versions come in our two-barrel, custom-fitted hard case.

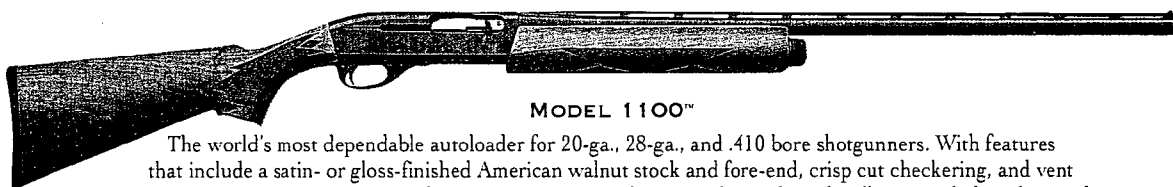
THE CLASSIC AUTOLOADER. THE MODEL 1100™

The proven standard in small gauge and upland autoloaders, with satin-finished American walnut stock, crisp cut checkering, and a variety of barrel configurations. The 20-gauge is available with 26" or 28" vent rib barrel, with Imp. Cyl., Mod., and Full Rem™ Choke tubes. For upland hunting, the English-stocked "Special Field" in 12- and 20-ga. is just the ticket for a fast swing in close cover. For deer hunters, a new, 20-ga., fully rifled, 21" cantilever version is available in addition to the 21" rifle-sighted Imp. Cyl. set-up. The 28-gauge and .410 bore Model 1100™ come with vent rib barrels and fixed chokes.



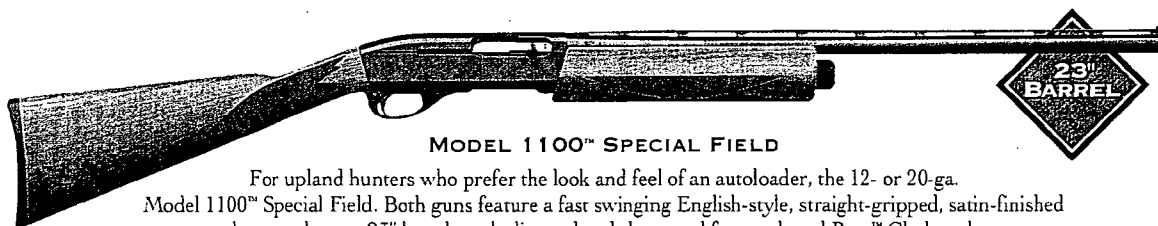
MODEL 1100™ WITH FULLY RIFLED CANTILEVER DEER BARREL

America's favorite autoloader set up for long range deer hunting. The Model 1100™ soaks up re-coil so well, it's a natural for situations that might require a fast follow-up shot – like when the flag is up and the after-burner is lit. This year, we've given the Model 1100™ our re-designed cantilever scope mount: the arm is shorter and thicker for a more rigid scope platform, that won't lose zero, even after the effects of repeated slug recoil. Combined with a fully rifled slug barrel, this 20-ga. autoloader has the sighting technology and accuracy to extend your reach out where the big boys hide. The perfect match for our new 20-ga. Copper Solid™ sabot slugs (see pages 46-47). Note: Scope not included.



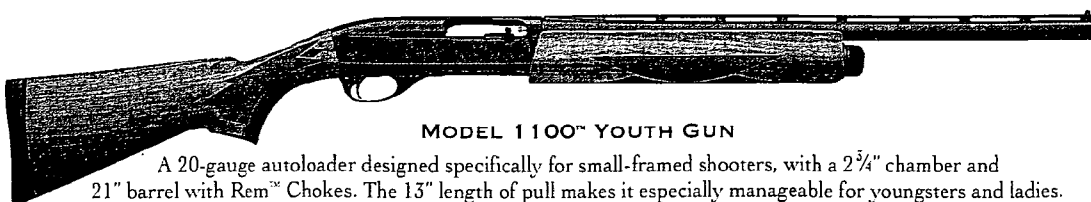
MODEL 1100™

The world's most dependable autoloader for 20-ga., 28-ga., and .410 bore shotgunners. With features that include a satin- or gloss-finished American walnut stock and fore-end, crisp cut checkering, and vent rib barrels. The 20-gauge, 26" and 28" versions come with Imp. Cyl., Mod., and Full Rem™ Choke tubes, and the 28"gun is available in 3" magnum version. The 28-gauge and .410 bore are equipped with fixed chokes.



MODEL 1100™ SPECIAL FIELD

For upland hunters who prefer the look and feel of an autoloader, the 12- or 20-ga. Model 1100™ Special Field. Both guns feature a fast swinging English-style, straight-gripped, satin-finished walnut stock, new 25" long barrel, slimmed and shortened fore-end, and Rem™ Choke tubes.





MODEL 1100™ YOUTH GUN

A 20-gauge autoloader designed specifically for small-framed shooters, with a 2½" chamber and 21" barrel with Rem™ Chokes. The 13" length of pull makes it especially manageable for youngsters and ladies.

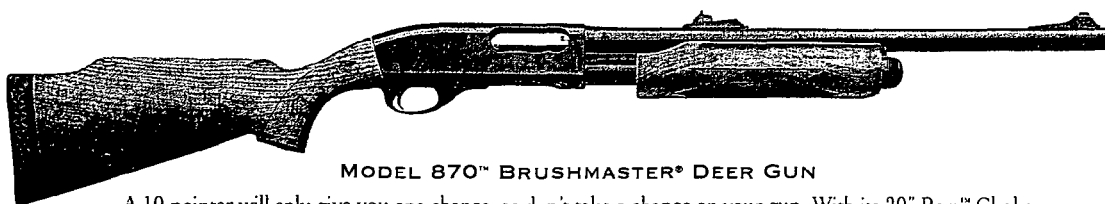
**MANY WINGMASTERS HAVE BEEN PASSED
ON TO A NEW GENERATION OF OWNERS...TWICE.**

A gun doesn't become this sought-after without a lot of good reasons. Some Wingmaster® owners say it points well, it's easy to maintain, or it looks good. But one word always crops up in Wingmaster® discussions: dependable. And if you want one thing in a shotgun, that has to be it. Wingmasters are so dependable, many of them are now being carried by a third generation of owners – proof enough of the designed-in durability and quality that has made this all-American shotgun the wingshooter's favorite for over four decades. A Wingmaster® also feels good in your hands. The balance is right, and



**MODEL 870™ WINGMASTER® CANTILEVER
SCOPE MOUNT DEER GUN (12-GA.)**

For 1994, we have improved the design of our cantilever scope mount: the cantilever arm is shorter in length and has a thicker cross section for maximum rigidity. It doesn't lose zero, even after the effects of repeated recoil. It comes with a 20" long, fully-rifled barrel with 1 in 35" twist for optimum slug stabilization. Sling swivel studs and camo sling are included. Note: Scope and rings not included.



MODEL 870™ BRUSHMASTER® DEER GUN

A 10-pointer will only give you one chance, so don't take a chance on your gun. With its 20" Rem™ Choke barrel and rifle sights, you can point and shoot faster than a buck can bolt. Available in right- and left-hand versions.

the stock dimensions let the gun shoulder smoothly. The target-type twin-bead sights quickly tell your eye that your head is down on the gun where it should be. And after the first shot, the twin action bars allow you to cycle the fore-end swiftly and smoothly in any weather without twisting or binding. Our new light contour barrel lets you point fast and swing smoothly, and Rem™ Chokes let you tailor pattern performance to any shooting situation. Great strength, pure simplicity, and absolute dependability – qualities that for over 40 years have made the Wingmaster® America's most popular pump action shotgun.

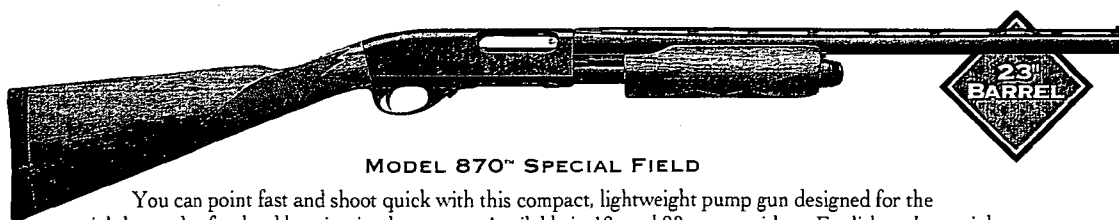
**MODEL 870™
WINGMASTER® LC
LIGHT CONTOUR**

Everything about the Model 870™ Wingmaster® LC is designed to make every shot count. The target-type twin-bead sights quickly tell your eye that your head is down on the gun, and the twin action bars let you cycle the fore-end smoothly in any weather without twisting or binding. The American walnut stock is furnished with satin or high-gloss finish. Light contour Rem™ Choke barrels are available in 26", 28" or 30" lengths. Handles 2 3/4" and 3" magnum shells interchangeably. Left-hand action available in 28" version. Supplied with Imp. Cyl., Mod., and Full choke tubes. Light contour Wingmasters come in our two-barrel, custom-fitted hard case.



**MODEL 870™ WINGMASTER® CANTILEVER
SCOPE MOUNT DEER GUN (20-GA.)**

Now, 20-ga. deer hunters can now enjoy the sighting benefits of a Monte Carlo stock and barrel mounted scope. This year, we're making our new fully rifled cantilever scope mount design available in 20-ga. – the perfect match for our new 20-ga. Copper Solid™ sabot slug. Note: Scope and rings not included.




MODEL 870™ SPECIAL FIELD

You can point fast and shoot quick with this compact, lightweight pump gun designed for the special demands of upland hunting in close cover. Available in 12- and 20-gauge with an English-style, straight-gripped, satin-finished walnut stock, new 23" barrel, slimmed and shortened fore-end, and Rem™ Choke tubes.

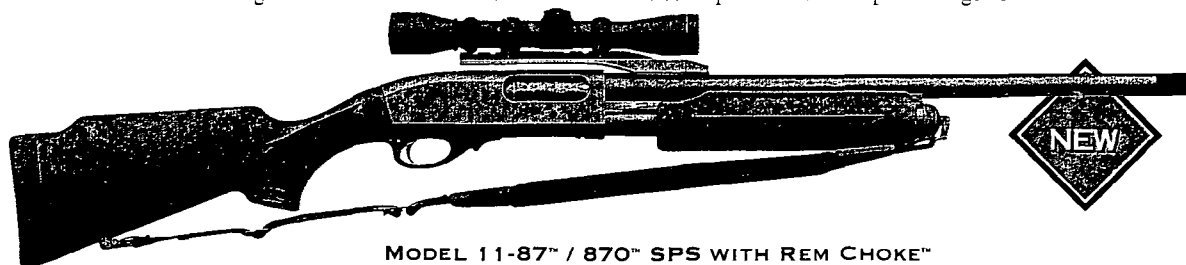
WHEN YOU HAVE TO WORK HARDER FOR THE GAME.

Remington's Special Purpose shotguns are for the hunter that has to work a little harder for his gobbler, buck, or limit of waterfowl. To help out, we've given our Special Purpose shotguns hard-working features like synthetic stocks, cantilever deer barrels, and the most comprehensive line of camo finishes in the business – a must when you're matching wits with an old Tom, a nervous buck, or a flight of gun-shy Canadas. And every Remington Special Purpose shotgun comes with sling swivel studs and a padded sling of rugged Cordura® nylon.



**MODEL 870™ SPS WITH FULLY RIFLED
CANTILEVER SCOPE MOUNT DEER BARREL**

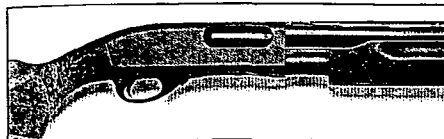
The long range big game shooting system that can help you bring that trophy a little closer. Comes with our new cantilever scope mount – the cantilever arm is shorter and thicker in cross section for maximum rigidity, and won't lose zero, even after repeated recoil. To position your eye properly, we've also given the cantilever SPS stock a Monte Carlo comb profile. Note: Scope and rings not included.



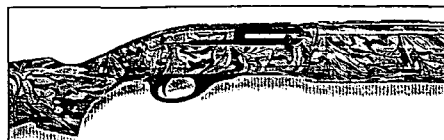
**MODEL 11-87™ / 870™ SPS WITH REM CHOKE™
CANTILEVER SCOPE MOUNT DEER BARREL**

The Model 11-87™ or 870™ SPS (pictured) has the same great sighting system as the fully rifled version above, but with the flexibility of Rem™ Choke tubes. Ideal for use with buckshot at close range, or with our new 1 in 24" twist, 3 1/2" Rifled Rem™ Choke for increased accuracy with slugs. Supplied with an Improved Cylinder and new Extended Rifled Rem™ Choke tube. Stock has Monte Carlo comb profile. Note: Scope and rings not included.

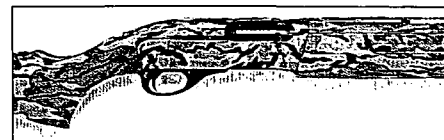
OUR SPECIAL PURPOSE FINISHES KEEP YOU OUT OF SIGHT.



SP black oxide



Mossy Oak® Greenleaf™

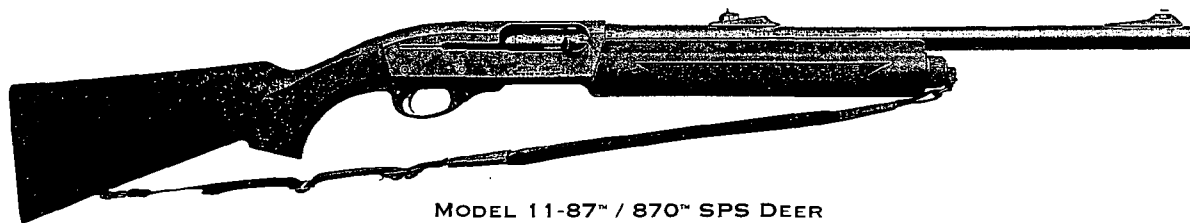


Mossy Oak® Bottomland™

**MODEL 11-87™ SPS
WITH CANTILEVER
SCOPE MOUNT DEER
BARREL**

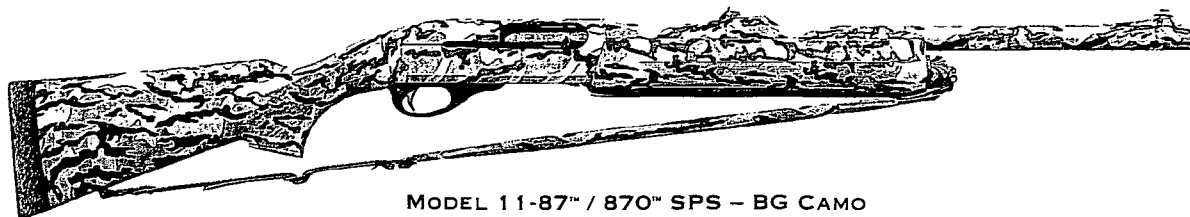
This year we've given the Model 11-87™ (pictured at left) and Model 870™ (below, left) SPS guns our re-designed, long-range cantilever scope mount deer barrel available in both fully rifled and Rem™ Choke versions that utilize our new longer-length, 3 1/2" rifled tube. When the fully rifled barrel is combined with our new Copper Solid™ sabot slugs, this system can take deer cleanly out to 125 yds. The cantilever arm is shorter in length and has a thicker cross section for maximum rigidity – it won't lose zero, even after repeated recoil. To position your eye properly, we've also given the cantilever SPS stock a Monte Carlo comb profile. Note: Scope and rings not included.

NEW



MODEL 11-87™ / 870™ SPS DEER


If you're a deer hunter who prefers the traditional sight picture of a slug barrel with open sights, then the Model 11-87™ (pictured) or Model 870™ SPS Deer gun is made for your style of hunting. Everything about these guns makes it easy to throw 'em to your shoulder and get off a quick, accurate shot in close quarters. The barrels are short to swing fast, and fully rifled for accuracy, especially with our new Copper Solid™ sabot slugs.




MODEL 11-87™ / 870™ SPS - BG CAMO

For you deer hunters who have a taste for turkey, the Model 11-87™ (pictured) or Model 870™ SPS - BG Camo offers the ultimate in big game shotgunning systems: synthetic stocks for durability, Mossy Oak® Bottomland™ for camouflage, open sights for speed, and I. C., Rifled, and Turkey Super Full Rem™ Chokes for the flexibility to set up the gun for buckshot, slugs, or turkey loads.

SPECIAL PURPOSE SHOTGUNS



MODEL SP-10™ COMBO

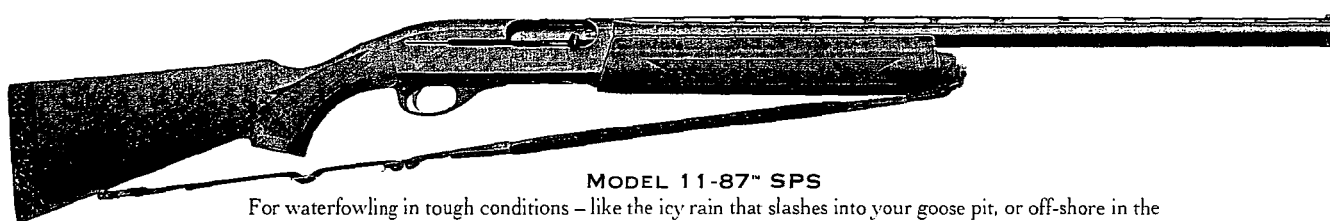


MODEL SP-10™ CAMO

MODEL SP-10™ MAGNUM

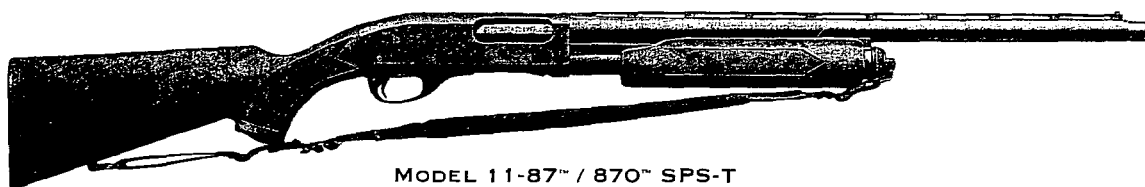
America's only gas-operated autoloading 10-gauge that delivers up to 34% more pellets in the target area than a standard 12-gauge. Yet the SP-10™ softens and spreads out perceived recoil to less than many 12-gauge Magnums. Available with 26" or 30" vent rib waterfowling barrel in standard matte finish, or as a 26" vent rib / 22" rifle-sighted deer barrel combo set (top photo). The SP-10™ can also be purchased with a 23" vent rib turkey barrel and Mossy Oak® Bottomland™ camo finish.

All Model SP-10™ barrels are fitted with Rem™ Choke tubes.



MODEL 11-87™ SPS

For waterfowling in tough conditions – like the icy rain that slashes into your goose pit, or off-shore in the salt spray of sea duck territory, take along the toughest 12-ga. magnum shotgun money can buy – the Model 11-87™ SPS. Like all our SPS guns, it has a synthetic stock for durability, and matte black finish for concealment. With its large extractor and stainless steel magazine tube, the Model 11-87™ SPS is the perfect balance of high technology and hard workin' features that make it an indispensable hunting partner.



MODEL 11-87™ / 870™ SPS-T


If turkey hunting is your passion, give yourself an edge with the Model 11-87™ or Model 870™ (pictured) SPS-T. The synthetic stock won't warp or crack from the humidity, wetness, and cold you're likely to face. And the all black matte finish on the stock and metal work won't give you away. The 21" vent rib barrel carries target-type twin bead sights, and utilizes our special high-constriction (.665")

Turkey Super Full Rem™ Choke with knurled extension for easy installation and removal.

MODEL 11-87™ / MODEL 870™ SPECIAL PURPOSE SYNTHETIC – CAMO FINISHES

Model/Type	Gauge	Barrel Type/Length	Rem™ Choke(s) Supplied	Camo Pattern
11-87™/870™ SPS Camo	12	Vent rib/26" or 28"	I. C., Mod., & Full	Mossy Oak® Bottomland™
11-87™/870™ SPS – BG Camo	12	Rifle-sighted/21" 11-87™, 20" 870™	I. C., Rifled, & Turkey Super Full	Mossy Oak® Bottomland™
11-87™/870™ SPS – T Camo	12	Vent rib/21"	I. C., & Turkey Super Full	Mossy Oak® Greenleaf™

Note: 21" Model 11-87™ turkey and deer barrels are not pressure compensated. *Not for use with target or light field loads.



MODEL 11-87™ / 870™ SPS CAMO

All the qualities of our SPS gun line, with the concealment advantages of Mossy Oak® Bottomland™ camo over the entire surface of the gun. Both guns offer the choice of 26" or 28" vent-rib barrels with I. C., Mod., and Full Rem Choke™ tubes supplied.



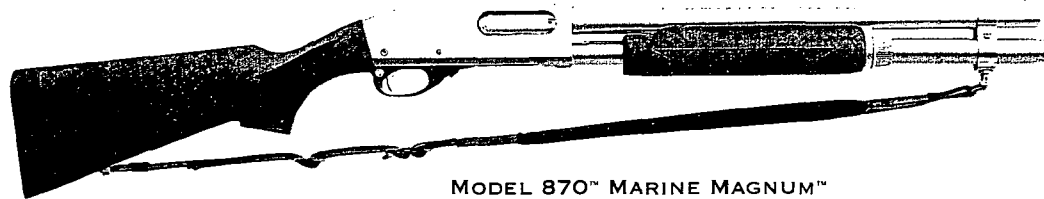
MODEL 11-87™ / 870™ SPS-T CAMO

The Model 11-87™ or Model 870™ SPS-T (pictured) with the concealment advantages of Mossy Oak® Greenleaf™ camo applied to the stock, fore-end and barrel. The synthetic stock won't warp or crack from temperature and humidity extremes. The 21" vent rib barrel carries target-type twin bead sights, and utilizes our special high-constriction (.665") Turkey Super Full Rem™ Choke with knurled extension for easy installation and removal.



MODEL 11-87™ SP – WALNUT STOCK & FORE-END WITH BLACK MATTE METAL FINISH

All the concealment advantages of our SP line for those who prefer the classic look and feel of a genuine American walnut stock and fore-end with cut checkering. Available with your choice of 26" or 28" vent rib barrels, with twin-bead sights and Imp. Cyl., Mod., and Full Rem™ Choke tubes. The Model 11-87™ SP can also be purchased with rifle-sighted deer barrels that come with Imp. Cyl. and Rifled Rem™ Choke tubes.



MODEL 870™ MARINE MAGNUM™

The key to the Marine Magnum's durability and corrosion-resistance is the electroless nickel plating used on the entire gun, including the inside of the barrel and receiver. The synthetic stock and fore-end are impervious to moisture, and generous checkering assures positive control, even in wet conditions. Comes with 18" Cyl. barrel with single bead front sight, seven-round magazine, sling swivel studs, and black Cordura® sling.

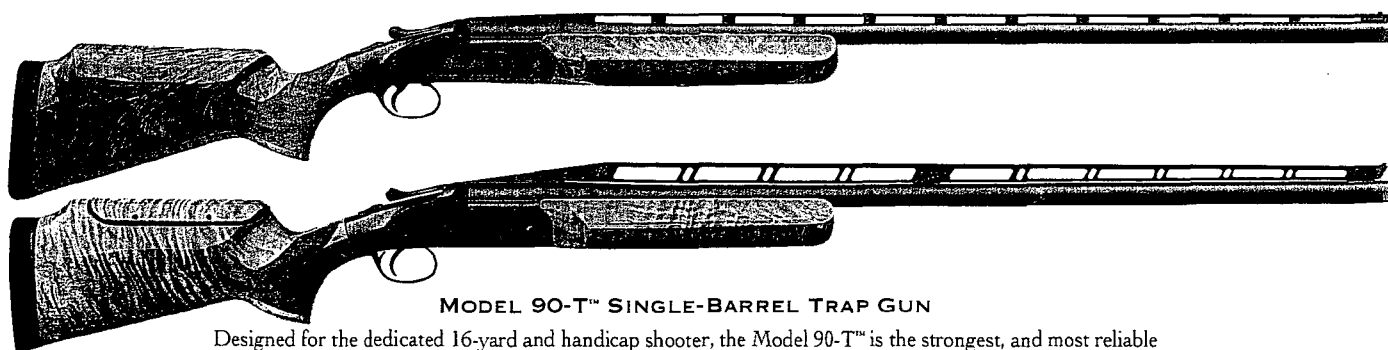

MODEL 11-87™ / MODEL 870™ SPECIAL PURPOSE SYNTHETIC – ALL BLACK MATTE FINISH

Model/Type	Gauge	Barrel Type/Length	Rem™ Choke(s) Supplied	Finish
11-87™ SPS	12	Vent rib/26" or 28"	I. C., Mod., & Full	All black matte
11-87™/870™ SPS – Deer	12	Rifle-sighted/21" 11-87™, 20" 870™	Fully-Rifled barrel, no choke tube	All black matte
11-87™/870™ SPS – T	12	Vent rib/21"	I. C., & Turkey Super Full	All black matte
11-87™/870™ SPS	12	★ Cantilever scope mount/21" 11-87™, 20" 870™	Fully-rifled	All black matte
11-87™/870™ SPS	12	★ Cantilever scope mount/21" 11-87™, 20" 870™	I. C., Rifled	All black matte

Note: 21" Model 11-87™ turkey and deer barrels are not pressure compensated. Not for use with target or light field loads. Cantilever scope mount deer barrels do not include scope.

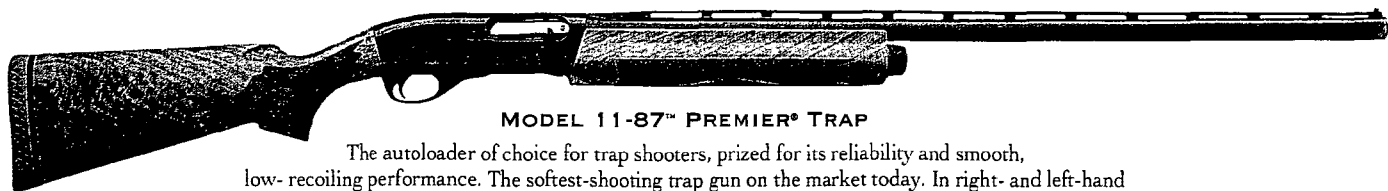
REMINGTON TARGET GUNS.
TOTAL CONFIDENCE AVAILABLE IN PUMP, BREAK ACTION,
AUTO, AND LEFT- & RIGHT-HAND VERSIONS.

There are a lot of reasons to use a Remington in competition, and here are just a few: *Great balance* – it's between your hands where you want it in the Skeet and Sporting Clays guns, and a little forward in the Trap guns. *Low recoil* – a Remington target gun won't beat you up. The great balance and ergonomic design make these the softest-shooting family of target guns on the market today. *Value* – you won't find a competition Trap, Skeet, or Sporting Clays gun of the same level of quality and performance priced as comfortably as a Remington.



MODEL 90-T™ SINGLE-BARREL TRAP GUN

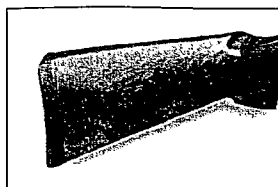
Designed for the dedicated 16-yard and handicap shooter, the Model 90-T™ is the strongest, and most reliable single-barrel trap gun on the market today. Perceived recoil is the lowest of any break action single due to its unique distribution of mass. Satin-finished American walnut stock and fore-end, and crisp, deep-cut checkering are standard. The 34" vent rib barrel is overbored at the factory and has a lengthened forcing cone. Choke is fixed full. An adjustable high-rib version is available for shooters who prefer a more open target picture and higher head position.



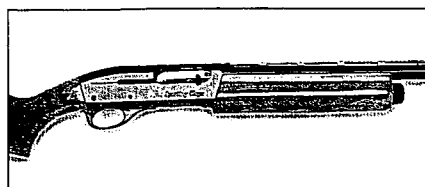
MODEL 11-87™ PREMIER® TRAP

The autoloader of choice for trap shooters, prized for its reliability and smooth, low-recoiling performance. The softest-shooting trap gun on the market today. In right- and left-hand models, with straight comb or Monte Carlo stock, 2 3/4" chamber, 30" vent rib overbored barrel, satin wood finish, and special Trap Rem™ Choke tubes. Note: Model 11-87™ Premier® target guns have 2 3/4" chambers, are not pressure compensated, and are set up to handle target and light field loads.


MODEL 11-87™ PREMIER® SPORTING CLAYS DESIGN FEATURES



*Rounded butt pad top and heel
for easy mounting*



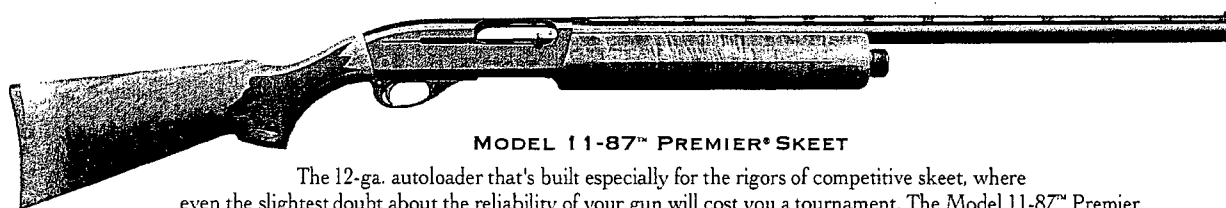
*Shortened fore-end for responsive balance;
Satin finish on receiver top reduces glare*



*Special Sporting Rem™ Choke tubes have
knurled ends for easy changes*

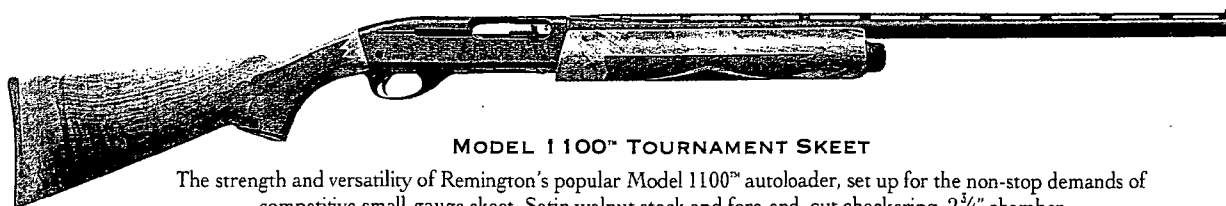
MODEL 11-87™ PREMIER® SPORTING CLAYS

This Model 11-87™ features a target-grade, cut checkered, American walnut stock set up for Sporting Clays that's $\frac{3}{16}$ " longer in length of pull and $\frac{1}{4}$ " higher at the heel. The butt pad is radiused at the heel and rounded at the toe for smooth mounting. The receiver top, barrel, and rib have a fine satin finish on the blueing. The new light contour barrel has a lengthened forcing cone, and carries a medium-high, 8mm wide rib with stainless mid-bead and Bradley-style front bead sight. Skeet, Imp. Skeet, Imp. Cyl., Mod., and Full Rem™ Choke tubes are supplied. Each tube is knurled at the end, and clearly marked on the outside. Comes in our two-barrel, custom-fitted hard case. Note: Model 11-87™ Premier® SC has $2\frac{3}{4}$ " chamber, and is not pressure compensated. For target and light field loads only.



MODEL 11-87™ PREMIER® SKEET

The 12-ga. autoloader that's built especially for the rigors of competitive skeet, where even the slightest doubt about the reliability of your gun will cost you a tournament. The Model 11-87™ Premier Skeet has the strongest, most dependable action and trigger group in the game – just ask anyone that shoots one. And like all our target guns, it has a beautifully-figured American walnut stock and fore-end, with crisp cut checkering for precise control. Note: Like other Model 11-87™ target guns, the Model 11-87™ Premier® Skeet has a $2\frac{3}{4}$ " chamber, is not pressure compensated, and is set up to handle target and light field loads only.

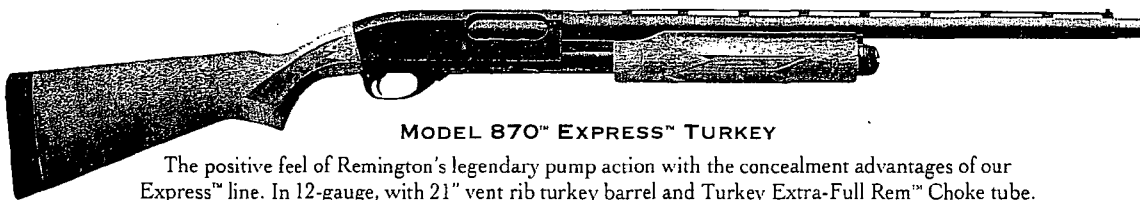


MODEL 1100™ TOURNAMENT SKEET

The strength and versatility of Remington's popular Model 1100™ autoloader, set up for the non-stop demands of competitive small-gauge skeet. Satin walnut stock and fore-end, cut checkering, $2\frac{3}{4}$ " chamber ($2\frac{1}{2}$ " in .410 bore), and twin-bead target sighted vent rib barrel. In 20-gauge, 28-gauge, and .410 bore.

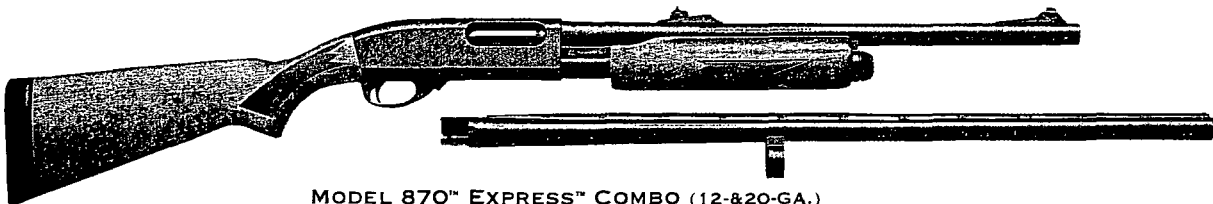
**EXPRESS™ SHOTGUNS. GREAT
PERFORMANCE AT A GREAT PRICE.**

The Model 870™ Express™ has all the important design and mechanical qualities of its Wingmaster® brother, but with features that allow us to offer it at a very easy-to-swing price. No company offers as much quality in American-made shotguns as Remington. And no American-made shotgun offers as much performance as the Express™. The Express™ family includes a line-up of barrel configurations and gauges that are hard to beat, from vent rib wingshooters, to turkey guns and deer set-ups, and even small gauge, youth, and security models. This year we've added a hard-wearing synthetic stock on our 12-ga. Express® that's unaffected by moisture or temperature extremes.




MODEL 870™ EXPRESS™ TURKEY

The positive feel of Remington's legendary pump action with the concealment advantages of our Express™ line. In 12-gauge, with 21" vent rib turkey barrel and Turkey Extra-Full Rem™ Choke tube.



MODEL 870™ EXPRESS™ COMBO (12-&20-GA.)

The Model 870™ Express™ Combo packages are designed for shotgunners with a taste for venison. Includes a 20" rifle-sighted, Imp. Cyl. deer barrel in addition to a 28" vent rib barrel and Mod. Rem™ Choke tube.



MODEL 870™ EXPRESS™ DEER GUN

The pump action deer gun for hunters who prefer open sights. Features a 20" fully-rifled barrel, quick-reading iron sights, and Monte Carlo stock. Also available with rifle-sighted, 20" Imp. Cyl. barrel.

MODEL 870™ EXPRESS® DESIGN FEATURES

Receiver machined from solid block of steel

Satin metal finish eliminates reflections

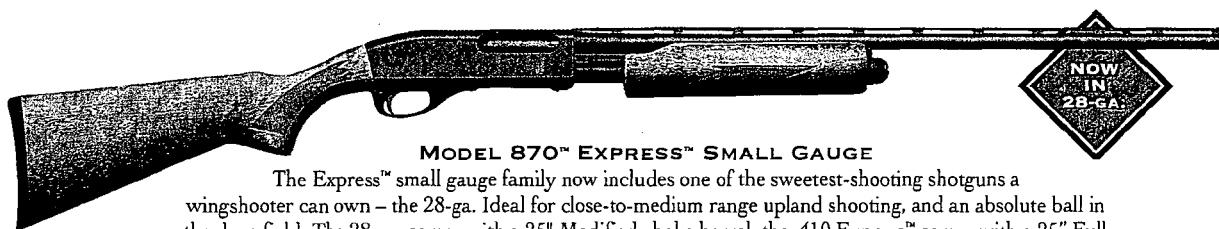
Proven Wingmaster® fire control

Twin action bars for smooth, fluid cycling

MODEL 870™ EXPRESS™

For 1994, we're adding the all-weather benefits and durability of a synthetic stock option to our 12-ga., 26" and 28" vent-rib Express™ – one more reason our Express™ shotguns are the best value money can buy in an all-American pump gun: solid steel receiver for strength; 3" chambers; Wingmaster® fire control and cross bolt safety; twin action bars for smooth, non-binding cycling; vent rib, turkey, and deer barrel choices; solid rubber butt pad; small gauge versions; and a youth gun for beginners and small-framed shooters. Note: All 12- and 20-ga. Express™ shotguns are chambered for 2 3/4" and 3" shells. The 28-ga. Express™ is chambered for 2 3/4" shells only. The .410 bore Express™ is chambered for 2 1/2" and 3" shells.


NEW
SYNTHETIC
STOCK



NOW
IN
28-GA.

MODEL 870™ EXPRESS™ SMALL GAUGE

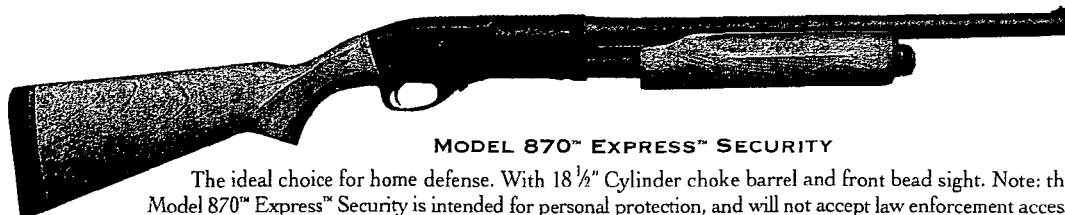
The Express™ small gauge family now includes one of the sweetest-shooting shotguns a wingshooter can own – the 28-ga. Ideal for close-to-medium range upland shooting, and an absolute ball in the dove field. The 28-ga. comes with a 25" Modified choke barrel, the .410 Express™ comes with a 25" Full choke barrel, and the 20-gauge is available with a 26" or 28" Rem™ Choke barrel with Mod. Rem™ Choke tube.



DEER
BARREL
AVAILABLE

MODEL 870™ EXPRESS™ YOUTH GUN

The lightest and smallest 20-ga. Express™, with a 13" length of pull and your choice of 21" vent rib barrel, or new for this year, a 20" fully rifled, rifle sighted deer barrel. It features a handsome hardwood stock with low-luster finish, and comes with Mod. Rem™ Choke tube in the vent rib version.

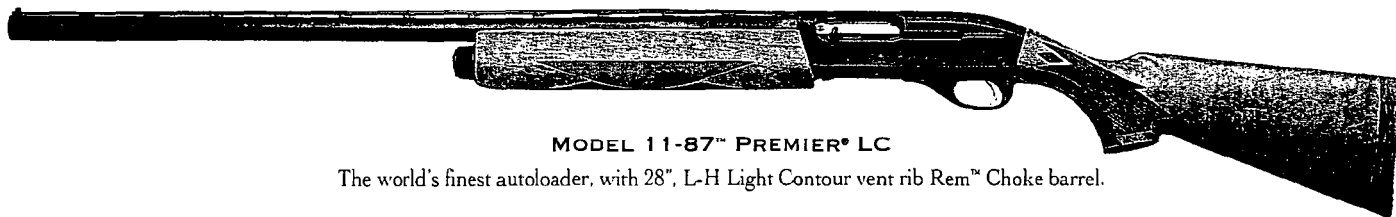


MODEL 870™ EXPRESS™ SECURITY

The ideal choice for home defense. With 18 1/2" Cylinder choke barrel and front bead sight. Note: the Model 870™ Express™ Security is intended for personal protection, and will not accept law enforcement accessories.

AT REMINGTON, "LEFT-HAND" DOESN'T MEAN "LEFT OUT."

For years, firearm manufacturers have kept left-handed shooters out in left field. But not Remington. We've always offered a full complement of left-hand guns, and the tradition continues today with over 65 left-hand rifle, shotgun, and long-range pistol specs. See the charts on pages 58 - 61 for a complete listing of all left-hand production guns.




MODEL 11-87™ PREMIER® LC

The world's finest autoloader, with 28", L-H Light Contour vent rib Rem™ Choke barrel.



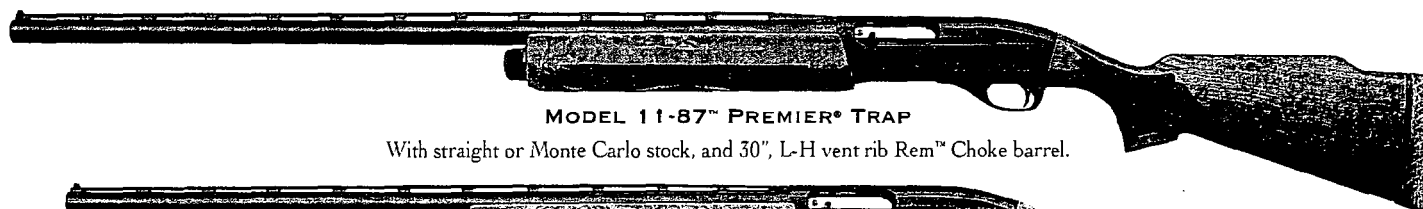
MODEL 870™ WINGMASTER® LC

The most popular pump action shotgun in the world, with 28" L-H Light Contour vent rib Rem™ Choke barrel.



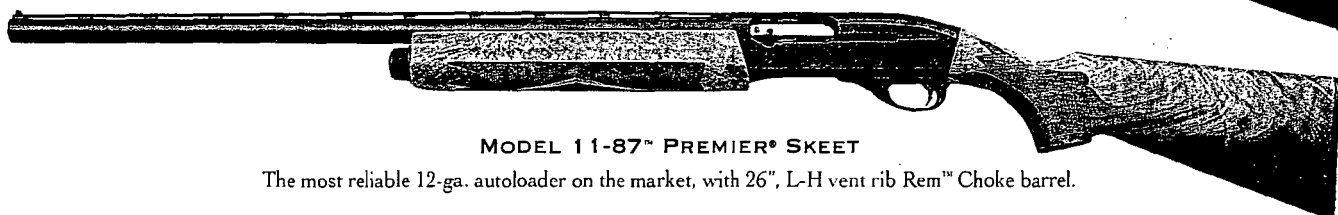
MODEL 870™ BRUSHMASTER® DEER

The slug gun standard, with 20", L-H rifle-sighted Rem™ Choke barrel.



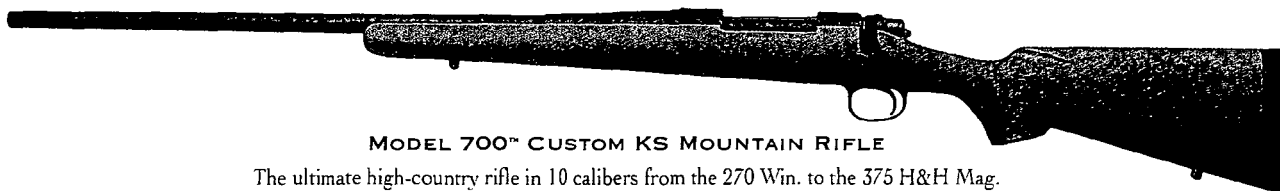
MODEL 11-87™ PREMIER® TRAP

With straight or Monte Carlo stock, and 30", L-H vent rib Rem™ Choke barrel.



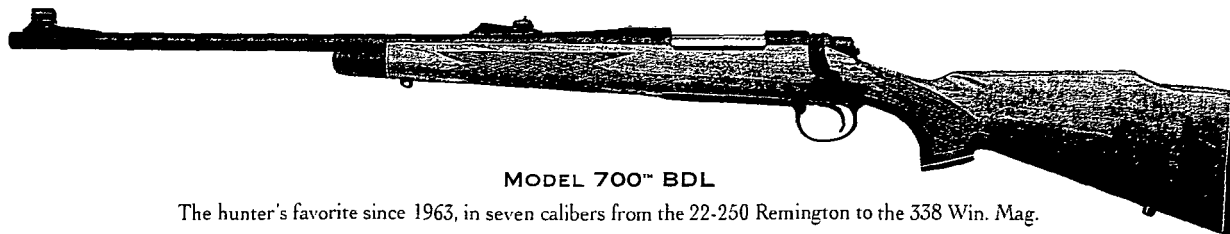
MODEL 11-87™ PREMIER® SKEET

The most reliable 12-ga. autoloader on the market, with 26", L-H vent rib Rem™ Choke barrel.



MODEL 700™ CUSTOM KS MOUNTAIN RIFLE

The ultimate high-country rifle in 10 calibers from the 270 Win. to the 375 H&H Mag. Available from the Remington Custom Shop. For more information, write: Custom Gun Shop Brochure, B6220, Remington Arms Company, Wilmington, Delaware 19898.



MODEL 700™ BDL

The hunter's favorite since 1963, in seven calibers from the 22-250 Remington to the 338 Win. Mag.

GENUINE REMINGTON FACTORY EXTRA BARRELS

With a simple barrel change, you can use your Remington shotgun for anything from gobblers to grouse, and white-wings to whitetails. The same shotgun can be used for Skeet, Trap, Sporting Clays, small game, upland, waterfowl and deer. You can't ask for more flexibility than that. We offer the widest selection of genuine American-made factory accessory and extra barrels in the business. All made right along side the ones that are shipped with our shotguns when they are new. If you want to get the best performance out of your Remington shotgun, always insist on original Remington equipment. See page 62 for a full listing of all extra barrels and accessories available through your Remington dealer.



Model 1100™ Steel Shot, 50" Vent Rib

A GREAT VALUE FOR MODEL 1100™ OWNERS!

If you have a favorite Model 1100™ that you want to use with steel shot, we've got the answer: our Model 1100™ Steel Shot barrel. It's specially designed to function with today's lighter recoiling steel loads, and will handle both 2 3/4" and 3" magnums interchangeably. Note: This barrel should not be used with 3" lead magnums when fitted on a non-magnum Model 1100™, as this will cause extra wear and decrease the life of the gun.



Model SP-10™ Magnum, 22" Deer



Model 11-87™ SP, 21" Deer



Model 11-87™ Premier®, 21" Deer



Model 11-87™ Premier®, 21" Cantilever Deer




*Model 870™ Wingmaster®,
20" Fully Rifled Cantilever Deer*

DEER BARRELS

There are over 20 different specifications of extra deer barrels to choose from for the Model SP-10™, 11-87™, 1100™, and 870™ – giving you options like rifle-sighted barrels with fixed choke, rifled Rem™ Choke, or fully-rifled configurations in blued and special purpose finishes; and fully-rifled or Rem™ Choke cantilever scope mount deer barrels with blued or special purpose finish.


Note: Scopes and rings not included.



Model 11-87™ Premier®, 26" Skeet

TARGET BARRELS

We offer 12 specifications of Skeet and Trap barrels, including 20-, 28-, and .410-bore Skeet barrels for Model 1100™ and 870™ small-gauge guns.




Model 11-87™ Premier®, L-H, 50" Light Contour



Model 11-87™ Premier®, L-H, 26" Skeet

LEFT-HAND EXTRA BARRELS

There are 12 left-hand extra barrels in Light Contour, Deer, and Skeet and Trap specifications. For Model 11-87™, 870™, and 1100™.



Model SP-10™ Magnum, 26" Vent Rib



Model 870™ Wingmaster®, 50" Light Contour



Model 870™ Wingmaster®, 26" Vent Rib

VENT RIB FIELD BARRELS

We have extra vent rib field barrels available for our Model SP-10™, 11-87™, 870™, and 1100™ shotguns in lengths from 21" to 30", in blued and Special Purpose finishes, and in standard and new Light Contour profiles for Model 11-87™ and 870™. All current Remington field barrels are steel-shot compatible. There is also a wide selection of small-gauge extra barrels available for the Model 1100™ and 870™.

SHORT BARRELS: 21"– 26"

In general, short barrels are used in heavy cover where easy handling and a fast, smooth swing are important. Usually an open choke such as Improved Cylinder is used for small game, and a rifled Rem™ Choke tube for use with rifled slugs.

MEDIUM BARREL: 28"

Most often chosen for small game hunting in open fields where game may flush at farther distances, and a longer sighting plane is an advantage. This is the most popular shotgun barrel length because it provides more flexibility for general purpose hunting.

LONG BARREL: 30"

This length is usually used for pass shooting ducks and geese. It provides a longer sighting plane and is slightly heavier, which makes good follow-through easier on those hard-to-make shots.

FITTING STANDARD BARRELS ON LIGHT CONTOUR SHOTGUNS

The fore-ends on our new Light Contour shotguns are shaped to follow the curve of the slimmer-profiled LC barrel, which means that a standard vent rib or deer barrel cannot be fitted to your gun unless you do one of two things: have your LC fore-end wood opened up by a competent gunsmith or stockmaker; or purchase a standard profile fore-end from our Arms Service Division by writing to: Arms Service Division, Remington Arms Co., 14 Hoefer Ave., Ilion, NY 13357

REM™ CHOKE TUBES

With the wide variety of Rem™ Choke tubes available for your Remington shotgun, you can refine the pattern performance of your gun as never before, and greatly increase its flexibility. If you're in your favorite blind, and for some reason the mallards aren't decoying like they usually do, you can switch to a tighter choke and take 'em as they pass. Or if the wind is making the Pheasants hold until you are right on top of them, you can put in a Imp. Cyl. tube so you can compensate for the shorter distance.

12-ga. only



TURKEY SUPER FULL CHOKE

.665" (12-ga. only)

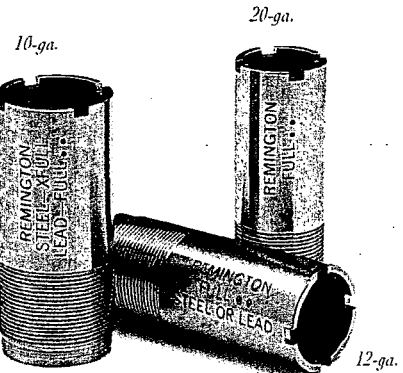
If a big tom has strutted up to the plate, and you want to throw him a strike, make sure you have our new Turkey Super Full Rem™ Choke screwed into your barrel. We've cranked the constriction down to .665", and that will throw 85%+ patterns at 40 yards with high quality turkey ammo like our Premier® Magnum Turkey loads. The front of the Turkey Super Full tube extends out beyond the end of the barrel by about an inch, and that portion has been knurled for a good grip and easy removal. Note: This tube must never be used with steel shot.



TURKEY EXTRA FULL CHOKE

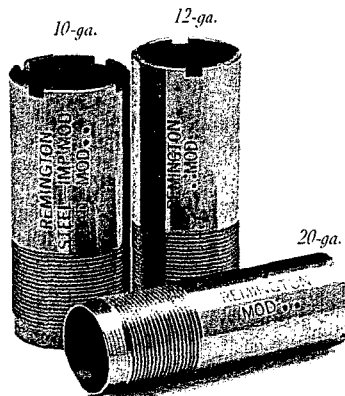
.687" (12-ga.), .730" (10-ga.)

An extremely tight pattern used when you need maximum pellet concentration at long range. The right choice for stopping turkeys right in their tracks. Note: These tubes must never be used with steel shot. Will deliver 80% patterns in a 30" circle at 40 yds.



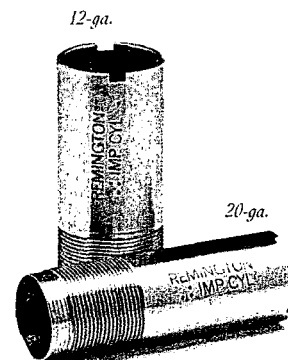
FULL CHOKE

A long-range choke delivering tight, well-placed shot patterns when shooting between 45-55 yards. An excellent choice for high-flying ducks/geese, and long-range pheasant. Puts 65-75% of the pellets in a 30" circle at 40 yds., with the 10-ga. pattern being the tightest, and the 20-ga. pattern a little more open. Produces slightly tighter patterns when used with steel shot.



MODIFIED CHOKE

The most versatile Rem™ Choke, delivering a wider shot pattern for shooting at 25-45 yards. Great for shooting squirrels, rabbits, pigeons, doves, partridge, grouse, pheasant or wild flushing quail at medium range. It's also the right selection for pass shooting ducks and geese with steel shot. Will throw 55-60% patterns in a 30" circle at 40 yds.



IMPROVED CYLINDER CHOKE

A short-range choke delivering wider shot patterns for game within a 35-yard range. A fine selection for rabbit, quail, woodcock, and pheasant over dogs. With steel shot, it is a good choice for ducks and geese that are coming into decoys. Produces 45-50% patterns in a 30" circle at 40 yds.

For a detailed guide to the selection of

choke tubes and the use of steel shot,

pick up a copy of our brochure

"The Remington Ultimate Guide to

Shooting with Steel Shot" from your


local Remington dealer, or write to: Steel

Shot Brochure, B-6306, Remington

Arms Co., Wilmington, DE 19898.

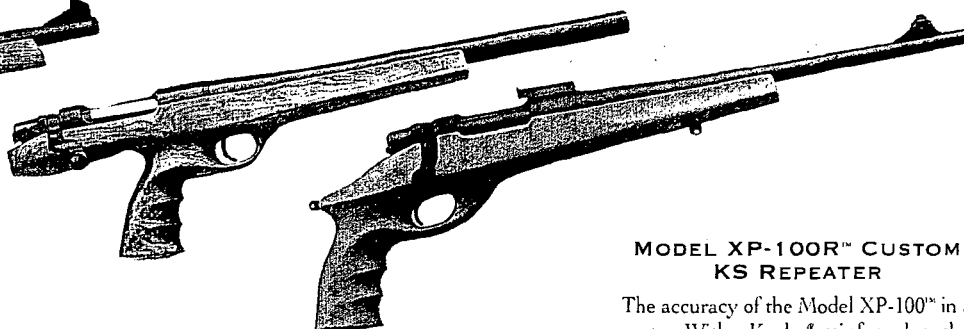
MODEL XP-100™ THE STANDARD BY WHICH ALL OTHER LONG-RANGE HANDGUNS ARE MEASURED.

The Model XP-100™ started a whole new category in shooting sports when it was introduced in 1963, and still dominates IHMSA events all over the world. The production Model XP-100™ is available in two versions: for silhouette shooters, there's a walnut-stocked version with 10 ½" barrel and open sights. For handgun hunters, the gun is offered with a 14 ½" barrel, no sights, and a pressure-laminated hardwood stock. The Model XP-100™ is also available from the Remington Custom Shop in a gracefully-profiled, walnut-stocked single-shot version, or as a repeater with a Kevlar®-reinforced synthetic stock. All "XP" handguns are drilled and tapped for scope mounts.



MODEL XP-100™ SILHOUETTE & HUNTER

The balance, strength, precision and accuracy you'd expect from a fine rifle — in a handgun. Available in two versions: the Model XP-100™ Silhouette (above) with solid American walnut stock and 10 ½" barrel with target sights in 7mm BR Remington, and the Model XP-100™ Hunter (at top of page) with laminated wood stock, 14 ½" drilled and tapped barrel, no sights, and chamberings for 223 Remington, 7mm BR Remington, 7mm-08 Remington, and 35 Remington. Both stocks feature a beautifully-sculptured ambidextrous grip. Note: Scope and rings not included.



MODEL XP-100™ CUSTOM

The pride of our handgun offerings. The Model XP-100™ Custom features a beautifully-fashioned walnut stock with ergonomically-designed left- or right-handed grip. The Model XP-100™ is available in your choice of eight calibers, from 22-250 Remington to 35 Remington, in light or heavy barrel contours, and left- or right-hand actions. Available from the Remington Custom Shop through your local Remington dealer.




MODEL XP-100R™ CUSTOM KS REPEATER

The accuracy of the Model XP-100™ in a repeater. With a Kevlar®-reinforced stock for extraordinary strength and durability. The ambidextrous grip is placed at the extreme rear of the gun to allow sufficient clearance for the blind box magazine to be recessed under the bolt. The fore-end has a broad, flat beavertail shape for comfortable resting. The Model XP-100R™ is available in seven calibers from 22-250 Remington to 35 Remington. All chamberings come with open sights except 223 Remington and 250 Savage. Includes sling swivel studs at front and rear of stock. Available from the Remington Custom Shop through your local Remington dealer.

**REMINGTON HUNTINGWEAR – SOME OF THE
BEST CLOTHING YOU WON'T BE SEEN OR HEARD IN.**

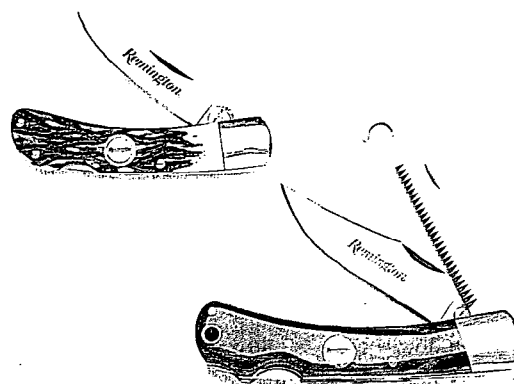



At Remington, we know what hunters and shooters want in hard-wearing, functional clothing, so we've gone to extremes to keep you warm and dry, as well as unseen and unheard.

We can cover you from head to toe with underwear, shirts, socks, pants, jackets, hats, and gloves. And everything is constructed of the highest-quality woven and fleece fabrics, with the most technologically advanced insulations and moisture barriers on the market. *To see the full line of Remington clothing in our separate clothing catalog, write: Clothing Catalog, Remington Arms Co., 1007 Market St., Wilmington, DE 19898.*




REMINGTON ACCESSORIES. THE LAST WORD IN CLEANING, PROTECTION, AND COLLECTIBLES.

To protect the value of your firearms investment, we offer a comprehensive line of gun care lubricants, cleaners, and cleaning kits that is unmatched in the industry. All components are of the highest quality to give you a lifetime of superior service, and all of our aerosol propellants are CFC-free. We've got replacement parts, synthetic stock add-ons, hard gun cases, and a great family of fixed-blade and folding knives. See our full line of accessories at your Remington dealer, or write for a free catalog to: Remington Accessories Catalog, B-6265B, 1007 Market St., Wilmington, DE 19898.

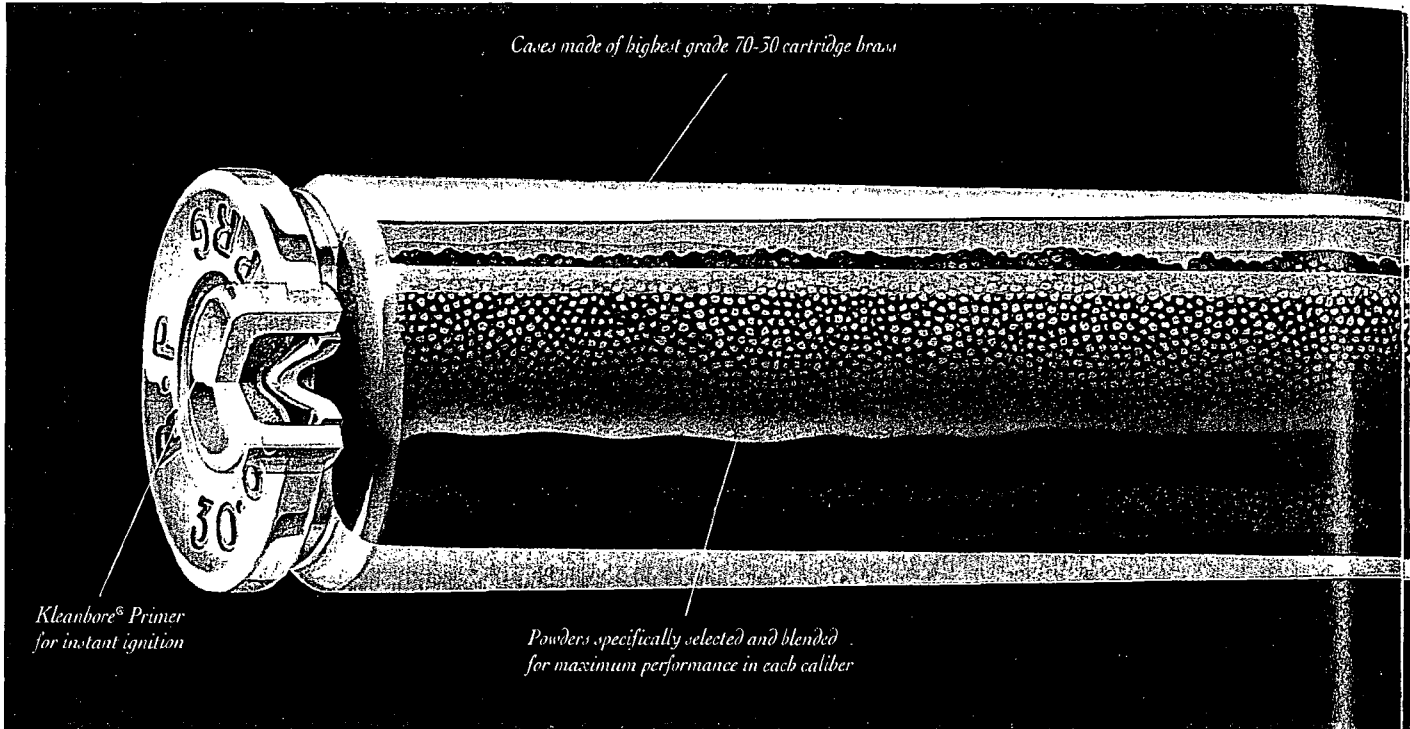


CORE-LOKT® POWER-LOKT® BRONZE POINT™
WHY SO MANY HUNTERS AND SHOOTERS
INSIST ON THE GREEN AND YELLOW BOX.



New for 1994: 7x64 with 140-gr.
 PSP c³ 173-gr. PSP Core-Lokt®

The first choice of serious riflemen has always been Remington. Our centerfire ammunition earned its reputation with the kind of performance that always makes it a key part of the storytelling after the hunt: the spectacular accuracy and game-stopping expansion of Core-Lokt® soft point and pointed soft points, the long range precision of our Bronze Point™ hunting bullets, and the devastating on-game performance of our Power-Lokt® hollow points. And all the components that go into Remington centerfire ammunition are of




Cases made of highest grade 70-30 cartridge brass

Kleanbore® Primer
 for instant ignition

Powders specifically selected and blended
 for maximum performance in each caliber

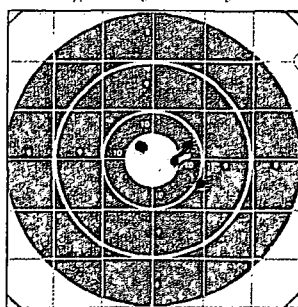
50-06 Spfld., 180-gr. SPCL, 100 yds., 0.7"



CORE-LOKT®
SOFT POINT BULLET

The most popular and most imitated jacketed bullet for over 54 years. Core-Lokt® bullets provide superior penetration and controlled expansion on medium and heavy game. The heavy jacket mid-section locks the lead core and jacket together, and stops expansion at the optimum point for maximum energy transfer. The result is a bullet that stays together on impact, expands in a controlled manner, and mushrooms uniformly to nearly twice the original diameter.


50-06 Spfld., 150-gr. BP, 100 yds., 1.4"



BRONZE POINT™
EXPANDING BULLET

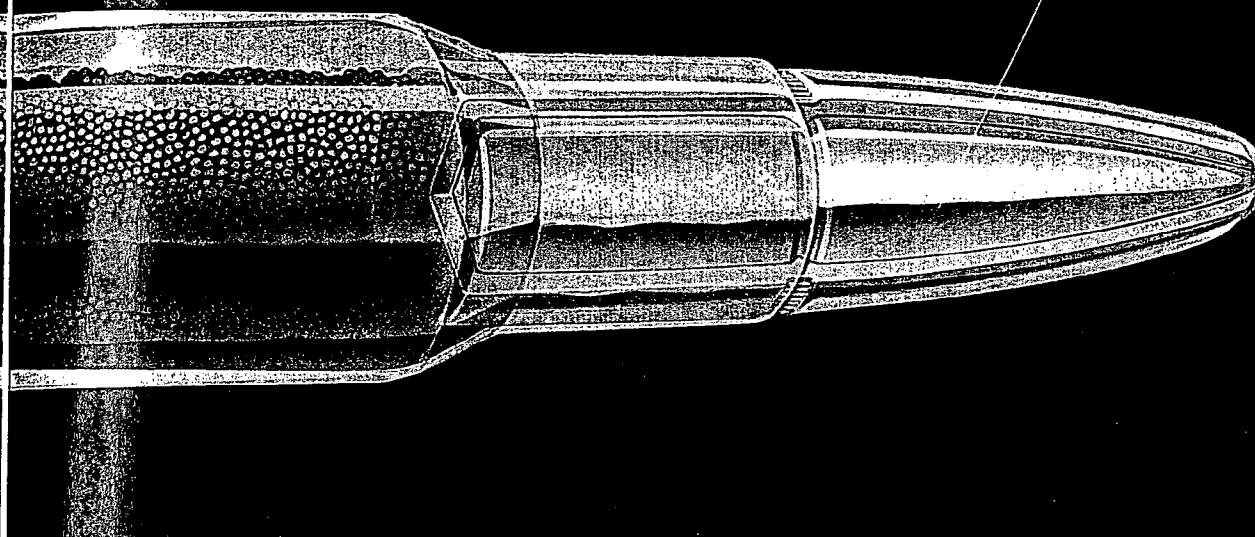
The bronze insert allows us to shape the nose of this bullet to exacting tolerances, for a high ballistic coefficient, that lets the bullet slip through the air minimizing velocity loss and wind drift, even at extreme ranges. On impact, the pre-grooved jacket allows the lead core to mushroom rapidly for maximum energy transfer, even on thin-skinned medium game. The insert also protects the bullet nose from being deformed by recoil while in the magazine.

the highest quality: top-grade 70-30 cartridge brass for strength and reloadability, specially blended powders that give you box-to-box ballistic consistency, and our legendary non-corrosive Kleanbore® primers for dependable ignition. So on your next hunt, give yourself the advantage of the finest centerfire ammunition made in America – the Remington advantage. New for 1994 are two loadings in the 7x64 – the most popular centerfire offering in Europe, big enough for all hoofed animals indigenous to the Western hemisphere; and this year's classic caliber, the 6.5x55 Swedish – one of the most accurate .264-caliber cartridges in the world, suitable for whitetail, mule deer and antelope.



New for 1994: 6.5x55 Swedish with 140-gr. PSP Core-Lokt®

Core-Lokt® jacketed bullets – often imitated, never equaled. The on-game performance of Core-Lokt® is the standard by which expanding hunting bullets are measured.





CORE-LOKT® POINTED SOFT POINT BULLET

Everything we've learned in perfecting the expansion performance of our Core-Lokt® soft point has been built into the pointed soft point version. The sleek nose profile results in a higher ballistic coefficient for flatter trajectory at longer ranges. The high retained energy down range, and controlled expansion on impact to almost 2X caliber makes this bullet the perfect choice for all medium to heavy game.



50-06 S&W, 150-gr. PSPCL, 100 yds, 0.8"





POWER-LOKT® HOLLOW POINT BULLET

The first choice for long-range pinpoint accuracy. The copper jacket is electrolytically bonded to the lead core, forming a perfectly balanced, concentric projectile for true flight. Its superior accuracy and rapid, total expansion makes Power-Lokt® ideal for long-range varmint shooting.



.243 Win., 80-gr. PLHP, 100-yds, 0.8"



REMINGTON EXTENDED RANGE CARTRIDGES.

CALCULATE THE DISTANCE, THEN SUBTRACT FIFTY YARDS.

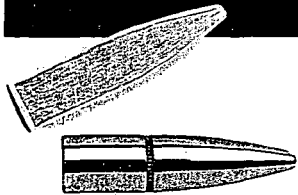



With these extraordinary rounds, you'll have to learn all new drops and windage figures that you pretty much had committed to memory for your old cartridges. In some cases, you'll have almost 14% less drop at 400 yds! The Remington Extended Range advantage lies in our two bullet designs that cheat the wind of its trajectory-robbing drag, so they shoot flatter, and arrive on game with considerably more energy than other bullets. As for accuracy, all you'll need is a quarter to cover your 100-yard groups. Sound extraordinary for factory hunting ammo? Before Remington Extended Range, it was. But now it's the standard everyone else is shooting for.

The target to the right clearly shows the performance advantages of Remington's Extended Range ammunition. At the top is a 5-shot group of 50-06, 178-gr. Extended Range ammo. The group below is a 5-shot group of standard 50-06 ammo with 180-gr. PSP bullet. The target was shot at 200 yds.

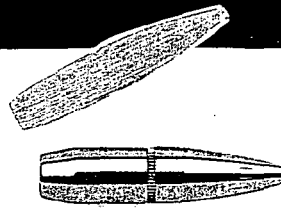
The test gun for this demonstration was kept in the exact same position when the standard ammo was sent down range. As you can see, not only does the group open up to more than double that of the Extended Range ammo, but the drop is 4" more! Proof that Remington Extended Range cartridges offer a clear performance advantage over standard ammunition.

The Extended Range group measures 0.8" - remember, this is a 200-yd target.



EXTENDED RANGE FLAT BASE BULLET

Utilizes a sleek, computer-designed secant ogive profile to minimize drag and maximize down range energy retention for spectacular on-game performance.



EXTENDED RANGE BOAT TAIL BULLET

Boat tail heel and aerodynamic nose profile give this bullet an extremely high ballistic coefficient that provides flatter trajectory and improved down range retained velocity.

REMINGTON EXTENDED RANGE CENTERFIRE CARTRIDGES

Caliber	Bullet wt./style	Muzzle	Velocity (FPS)					Muzzle	Energy (ft.-lbs.)					Long Range Trajectory*						
			100 yds	200 yds	300 yds	400 yds	500 yds		100 yds	200 yds	300 yds	400 yds	500 yds	100 yds	150 yds	200 yds	250 yds	300 yds	400 yds	500 yds
243 Win.	105-gr./Extended Range	2920	2689	2470	2261	2062	1874	1988	1686	1422	1192	992	819	2.0	1.6	0.0	-3.1	-7.7	-22.2	-44.8
6MM Rem.	105-gr./Extended Range	3060	2822	2596	2381	2177	1982	2185	1856	1571	1322	1105	916	1.7	1.5	0.0	-2.7	-6.9	-20.0	-40.4
257 Roberts	122-gr./Extended Range	2600	2331	2078	1842	1625	1431	1831	1472	1170	919	715	555	2.8	2.3	0.0	-4.3	-10.9	-32.0	-66.4
25-06 Rem.	122-gr./Extended Range	2950	2706	2492	2289	2095	1911	2325	1985	1685	1419	1189	989	1.9	1.6	0.0	-3.0	-7.5	-21.7	-43.9
270 Win.	155-gr./Extended Range	3000	2780	2570	2369	2178	1995	2697	2315	1979	1682	1421	1195	1.8	1.5	0.0	-2.8	-7.1	-20.4	-41.0
	140-gr./Extended Range Boat Tail	2960	2749	2548	2355	2171	1995	2725	2349	2018	1724	1465	1237	1.9	1.5	0.0	-2.9	-7.2	-20.7	-41.6
7MM-08 Rem.	154-gr./Extended Range	2715	2510	2315	2128	1950	1781	2520	2155	1852	1548	1300	1085	2.5	1.9	0.0	-3.5	-8.8	-25.5	-51.0
280 Rem.	165-gr./Extended Range	2820	2623	2434	2253	2080	1915	2913	2520	2171	1860	1585	1343	2.1	1.7	0.0	-3.2	-8.0	-22.8	-45.6
7MM Rem. Mag.	165-gr./Extended Range	2900	2699	2507	2324	2147	1979	3081	2669	2305	1978	1689	1454	1.9	1.6	0.0	-3.0	-7.5	-21.4	-42.9
7MM Wby. Mag.	165-gr./Extended Range	2950	2747	2553	2367	2189	2019	3188	2765	2388	2053	1736	1495	1.9	1.6	0.0	-2.9	-7.2	-20.6	-41.3
30-30 Win.	160-gr./Extended Range	2300	1997	1719	1473	1268	1116	1879	1416	1050	771	571	442	1.8	0.0	-4.3	-11.6	-22.5	-56.3	-111.9
308 Win.	165-gr./Extended Range Boat Tail	2700	2497	2303	2117	1941	1773	2670	2284	1942	1642	1379	1152	2.5	1.9	0.0	-3.5	-8.9	-25.6	-51.5
	178-gr./Extended Range	2620	2415	2220	2034	1857	1691	2713	2306	1948	1635	1363	1130	2.5	2.1	0.0	-3.8	-9.6	-27.6	-55.8
30-06	152-gr./Extended Range	2910	2654	2415	2184	1968	1765	2858	2578	1965	1610	1307	1052	2.0	1.7	0.0	-3.2	-8.0	-25.3	-47.7
	165-gr./Extended Range Boat Tail	2800	2592	2394	2204	2023	1852	2872	2462	2100	1780	1500	1256	2.1	1.8	0.0	-3.3	-8.2	-25.6	-47.5
	178-gr./Extended Range	2720	2511	2311	2121	1939	1768	2924	2491	2111	1777	1486	1255	2.5	1.9	0.0	-3.5	-8.8	-25.4	-51.2
300 Win. Mag.	178-gr./Extended Range	2980	2769	2568	2375	2191	2015	3509	3050	2606	2230	1897	1605	1.8	1.5	0.0	-2.9	-7.1	-20.4	-40.9
	190-gr./Extended Range Boat Tail	2885	2691	2506	2327	2156	1995	3511	3055	2648	2285	1961	1675	1.9	1.6	0.0	-3.0	-7.5	-21.4	-42.9
300 Wby. Mag.	178-gr./Extended Range	3120	2902	2695	2497	2308	2126	3847	3329	2870	2464	2104	1787	2.6	2.9	2.0	0.0	-3.3	-14.5	-51.8
	190-gr./Extended Range Boat Tail	3030	2830	2638	2455	2279	2110	3873	3378	2956	2542	2190	1878	1.7	1.4	0.0	-2.7	-6.7	-19.2	-38.4

*Inches above or below line of sight. Hold low for positive numbers, high for negative numbers. *Bullet does not rise more than three inches above line of sight from muzzle to sighting range. NOTE: 0.0 indicates yardage at which rifle was sighted in.

REMINGTON SAFARI GRADE. THE WORLD'S FINEST BIG GAME HUNTING AMMUNITION.

Our Safari Grade ammunition features the Swift A-Frame™ bullet, made with a 100% copper jacket over a pure lead core that is metallurgically bonded to the jacket. This incredible bullet expands fully over a wide range of velocities, performing as an "expanding solid" with virtually no weight loss. Only the highest quality standards are used in the loading process: finished primers are individually inspected three times. Cases are nickel-plated for smooth feeding and reliable extraction as well as individually hand-checked for chamber conformity. You can't afford to take chances on big game ammunition, so don't take along anything less than Remington Safari Grade.



Cross section of our new 160-gr. 7mm Swift A-Frame® bullet shows the massive swaged cross member that stops expansion at maximum diameter, for optimum weight retention.



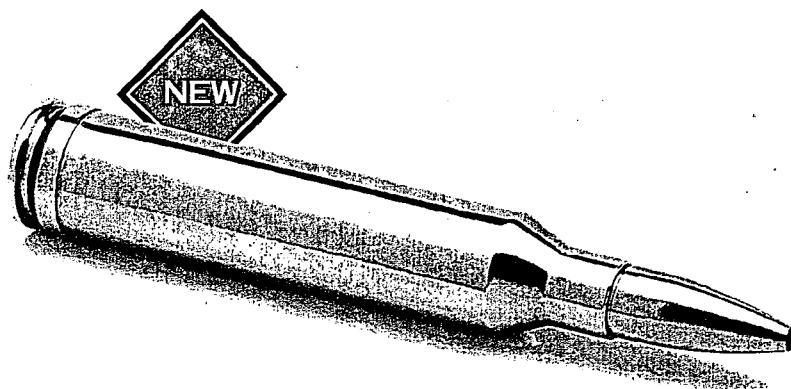
100-yd. mush shows uniform upset and complete weight retention.



200-yd. mush is virtually identical to 100-yd. results, demonstrating consistent performance, regardless of impact velocity.



For 1994, we have added our 7mm Remington Magnum to the Safari Grade line-up. With Swift's new flat-shooting 160-gr. A-Frame™ bullet, this cartridge is potent medicine for North American big game up to and including elk, and all African plains game.



SAFARI GRADE CENTERFIRE CARTRIDGES


Caliber	Bullet wt./style	Velocity (ft. per sec.)				Energy (ft.-lbs.)				Short Range ¹ Trajectory ²					
		Muzzle	100 yds	200 yds	300 yds	Muzzle	100 yds	200 yds	300 yds	50 yds	100 yds	150 yds	200 yds	250 yds	300 yds
7mm Rem. Mag. ★	160-gr./Swift PSP	2900	2659	2430	2212	2987	2511	2097	1739	0.6	0.9	0.0	-2.2	-5.9	-11.5
300 Win. Mag.	200-gr./Swift PSP	2825	2595	2376	2167	3544	2989	2506	2086	0.6	1.0	0.0	-2.4	-6.5	-11.9
338 Win. Mag.	225-gr./Swift PSP	2785	2517	2266	2029	3871	3165	2565	2057	0.2	0.0	-1.5	-4.6	-9.4	-16.0
375 H&H Mag.	300-gr./Swift PSP	2530	2245	1979	1735	4262	3357	2608	2001	0.3	0.0	-2.0	-6.0	-12.5	-21.0
416 Rem. Mag. ³	350-gr./Swift PSP	2520	2270	2034	1814	4935	4004	3216	2557	0.3	0.0	-2.0	-5.9	-11.9	-20.2
416 Rem. Mag. ³	400-gr./Swift PSP	2400	2175	1962	1763	5115	4201	3419	2760	0.4	0.0	-2.2	-6.5	-13.0	22.0
416 Rem. Mag. ³	400-gr./Solid	2400	2042	1718	1436	5115	3702	2620	1832	0.4	0.0	-2.5	-7.5	-15.5	-27.0

¹Inches above or below line of sight. Hold low for positive numbers, high for negative numbers. ²Bullet does not rise more than one inch above line of sight from muzzle to sighting range. ³Nickel cases available late 1994. NOTE: 0.0 indicates yardage at which rifle was sighted in.

★ NEW FOR 1994

GOLDEN SABER™ HPJ. A NEW TWIST IN HIGH PERFORMANCE HANDGUN CARTRIDGES.

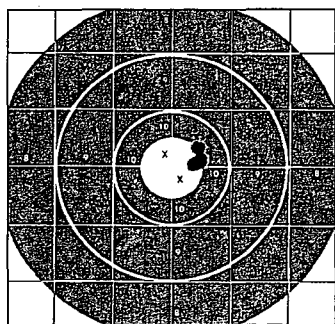
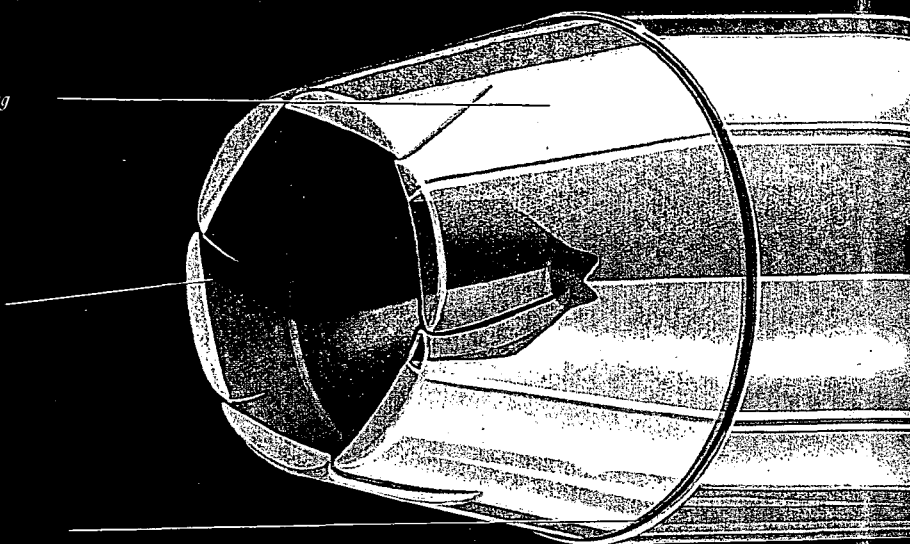
Golden Saber™ high-performance handgun ammunition is built around a revolutionary new hollow point bullet whose design is optimized for match-grade accuracy, maximum expansion, deep penetration, and virtually 100% weight retention – even when shot through standard FBI test barriers. How? The Golden Saber™ HPJ (High Performance Jacket) hollow point has a thicker jacket than other hollow point bullets, and it's made entirely of cartridge brass...not copper gilding metal. The nose cuts of the bullet are also configured in a folded spiral pattern that produces larger petals and reduces the nose cavity for




Brass jacket material is stiffer, releases energy over longer distance while mushrooming

Jacket is nose cut completely through in order to promote mushroomability over a wide range of velocities

Reduced bullet nose diameter allows for precise bore alignment and match-grade accuracy



Match-grade accuracy from a high-performance bullet? Until the development of the Golden Saber™, on-target performance of jacketed hollow points was often optimized at the expense of consistent accuracy. But with its exclusive Driving Band™ profile that provides precise bore/bullet alignment, the Golden Saber™ will deliver groups of less than an inch at 25 yds.




High-speed photography of Golden Saber™ fired into Ballistic Gelatin

GOLDEN SABER™ HPJ (HIGH PERFORMANCE JACKET)


Caliber	Order No.	Primer Number	Wt. Grs.	Velocity (FPS)			Energy (ft.-lbs.)			Mid range Trajectory	
				Muz.	50 yds.	100 yds.	Muz.	50 yds.	100 yds.	50 yds.	100 yds.
38 Special (+P)	GS38SB	1 ½	125	975	927	885	264	238	218	1.0"	5.2"
357 Magnum	GS357MA	5 ½	125	1220	1095	1009	413	333	283	0.8"	3.5"
9mm Luger Pistol	GS9MMB ★	1 ½	124	1125	1031	963	349	293	255	1.0"	4.0"
	GS9MMC	1 ½	147	990	941	900	320	289	264	1.1"	4.9"
40 S&W	GS40SWA ★	5 ½	165	1150	1040	964	485	396	340	1.0"	4.0"
	GS40SWB	5 ½	180	1015	960	914	412	368	334	1.3"	4.5"
45 Auto	GS45APA ★	2 ½	185	1015	951	899	423	372	332	1.1"	4.5"
	GS45APB	2 ½	230	875	833	795	391	355	323	1.5"	6.1"

★ NEW FOR 1994

enhanced mush performance. The Golden Saber™ also features our industry-exclusive Driving Band™ waist profile which allows the bullet to become precisely aligned with the bore before the it engages the rifling. With the higher stiffness of the Golden Saber™ spiral nosecut jacket, expansion takes place over a longer distance. Other hollow point designs mushroom rapidly, then collapse and penetrate as a smaller, solid mass. Golden Saber™ penetration results meet our own stringent Law Enforcement standards, and all Golden Saber™ cases are nickel-plated for reliable feed and function in autoloaders, and dependable extraction from revolvers. Powders are specially treated to suppress muzzle flash. And all Golden Saber™ cartridges are primer and mouth waterproofed. Hunting, self-defense, or law enforcement – whatever your need, Remington Golden Saber™ HPJ cartridges are clearly ahead of the competition!




Bottom of Rifling Groove



Top of Rifling Land

The Golden Saber™ bullet has our exclusive Driving Band™ profile - a section of the bullet where its diameter is reduced from groove diameter. The shoulder of the Driving Band™ locks the jacket and core together for maximum jacket/core integrity. The reduced diameter in front of the driving Band™ allows the bullet to become precisely aligned in the bore before the Driving Band™ engages the rifling, producing true, match-grade accuracy. And the Driving Band™ reduces jacket contact with the rifling, which conserves muzzle velocity often sacrificed with today's heavier-weight bullets.




Golden Saber™ cases are nickel-plated for reliable feed, function, and extraction


Primer and Mouth waterproofing is standard on all Golden Saber™ Ammunition

Flash-suppressed powders reduce muzzle flash

All Golden Saber™ primers are triple-checked during the manufacturing process



New spiral nosecut feature allows mushrooming at lower velocity without sacrificing penetration or terminal performance.



*40 S&W, 165-gr. BJHP, 1150 fps.
Full power loading. Exceeds all 40
S&W loads in total energy*

*9mm, 124-gr. BJHP, 1125 fps.
More energy than 147-gr. subsonic loads*

*45 ACP, 185-gr. BJHP, 1025 fps.
Higher energy than 250-gr. subsonic*



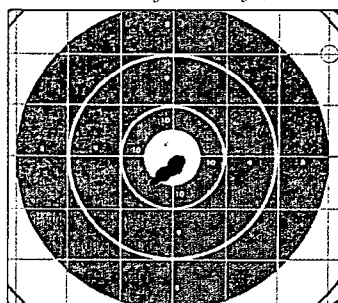
New for 1994: a high velocity, 124-gr. JHP loading in 9mm with excellent expansion and penetration performance.

ACCURACY AND HARD-HITTING DEPENDABILITY.

When you load Remington cartridges into your favorite revolver or pistol, you're taking advantage of 127 years of cartridge-making experience. Experience that includes being the first ammunition company to market a centerfire cartridge, and the invention of Kleanbore® priming, which revolutionized primer technology. Today's Remington P&R cartridges are the extension of all that experience. Our plant at Lonoke, Arkansas is the most technologically advanced ammunition manufacturing facility in the world, operated by people who care as much about making high-quality cartridges as you do about shooting them. So when you buy a box of Remington handgun ammunition, you get more than just cartridges—you get the benefit of Remington's experience.



40 S&W, 180-gr. JHP, 25 yds, 0.5"




JACKETED HOLLOW POINT

The full-length jacket ensures positive, predictable performance in all autoloading pistols. Hollow point construction promotes uniform expansion while controlling penetration.



58 Spl. +P, 125-gr. SJHP, 50 yds, 1.5"

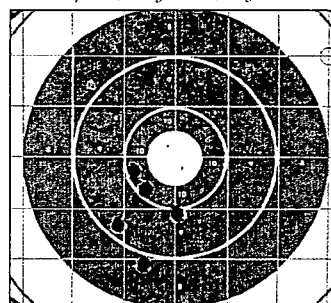


SEMI-JACKETED HOLLOW POINT

Features a unique scalloped jacket design engineered to deliver optimum expansion with controlled penetration, for maximum energy transfer.



58 Spl. +P, 158-gr. LHP, 50 yds, 1.9"




LEAD HOLLOW POINT

Expanding lead bullet is specially lubricated to eliminate lead fouling.



44 Rem. Mag, 240-gr. SP, 50 yds, 1.2"




SOFT POINT

Exposed lead soft point provides deeper penetration with less expansion than semi-jacketed hollow points.




58 Spl., 148-gr. WC, 50 yds, 0.7"

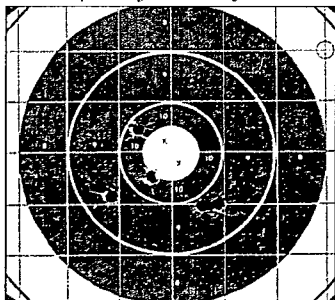


WADCUTTER MATCH

For precise target shooting and easier scoring, our Targetmaster® wadcutter delivers superior accuracy with excellent paper-cutting performance.



58 Spl., 158-gr. SWC, 50 yds, 2.1"




SEMI-WADCUTTER LEAD BULLET

Hard hitting lead bullet with wadcutter paper target performance.



9mm, 115-gr. MC, 25 yds, 1.5"




FULL METAL CASE

A general purpose bullet for all autoloading pistols. Metal case construction ensures reliable feeding and trouble-free functioning.




58 Spl., 158-gr. LRN, 50 yds, 1.5"



LEAD ROUND NOSE

Our general purpose bullet for all revolvers.

Centerfire Primer Cutaway



C. F. KLEANBORN* PRIMERS REMINGTON UNPRIMED BRASS CASES

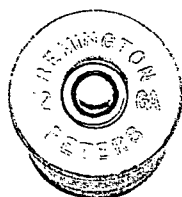
Primer #6 1/4	22 Hornet; 30 Carbine
Primer #7 1/4 Small Rifle	17 Rem.; 222 Rem.; 222 Rem. Mag.; 225 Rem.; 7mm BR Rem.; UBRB; 6mm BR Rem.; 7.62x39mm
Primer #9 1/4 Large Rifle	220 Swift; 22-250 Rem.; 6mm Rem.; 243 Win.; 250 Sav.; 25-06 Rem.; 270 Win.; 280 Rem.; 7mm-08 Rem.; 7mm Mauser; 30-30 Win.; 308 Win.; 30-06 Spfld.; 35 Rem.; 444 Mar.; 45-70 Government
Primer #9 1/4 M Large Rifle Mag.	7mm Rem. Mag.; 7mm Wby. Mag.; 300 Win. Mag.; 300 Wby. Mag.; 8mm Rem. Mag.; 338 Win. Mag.; 375 H&H Mag.; 416 Rem. Mag.; 458 Win. Mag.

P. & R. KLEANBORE® PRIMERS	REMINGTON UNPRIMED BRASS CASES
Primer # 1 ½ Small Pistol	32 S&W Long; 9mm Luger; 380 Auto Pistol; 38 Super Auto; 38 Special
Primer #2 ½ Large Pistol	10mm; 41 Rem. Mag.; 44 Rem. Mag.; 44 S&W Special; 45 Colt; 45 Auto.; 45 Auto Rim
Primer #5 ¼	357 Mag.; 40 S&W
Primer #7 ¼ Small Rifle	221 Rem.; 357 Rem. Max.; 6mm BR Rem.; 7mm BR Rem.

PERCUSSION CAPS	REMINGTON UNPRIMED BRASS CASES
X22616	#10 (Pistol)
X22618	#11 (Rifle)

Rifle Cal.	25-gr. Description-Bullet Wt./Style	Handgun Cal.	115-gr. Description-Bullet Wt./Style
17	25 gr. Hollow Point Power-Lok [®]	25	50 gr. Metal Case
22	50 gr. Hollow Point Power-Lok [®]	9mm	115 gr. Jacketed Hollow Point
22	55 gr. Hollow Point Power-Lok [®]	9mm	124 gr. Metal Case
6mm	80 gr. Hollow Point Power-Lok [®]	357	124 gr. Semi-Jacketed Hollow Point
6mm	100 gr. Pointed Soft Point Core-Lok [®]	357	158 gr. Semi-Jacketed Hollow Point
25	87 gr. Hollow Point Power-Lok [®]	357	158 gr. Lead Semi-Wadcutter
270	150 gr. Pointed Soft Point Core-Lok [®]	38	95 gr. Semi-Jacketed Hollow Point
270	150 gr. Bronze Point [™]	38	148 gr. Wadcutter Hollow Base
7mm	150 gr. Pointed Soft Point Core-Lok [®]	41	210 gr. Soft Point
7mm	175 Gr. Pointed Soft Point Core-Lok [®]	41	210 gr. Lead
30	150 gr. Bronze Point [™]	44	180 gr. Semi-Jacketed Hollow Point
30	150 gr. Pointed Soft Point Core-Lok [®]	44	240 gr. Soft Point
30	180 gr. Bronze Point [™]	44	240 gr. Semi-Jacketed Hollow Point
30	180 gr. Pointed Soft Point Core-Lok [®]	45	185 gr. Jacketed Hollow Point
		45	230 gr. Metal Case

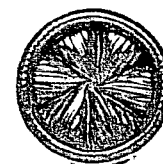
†This brass does not contain flash holes



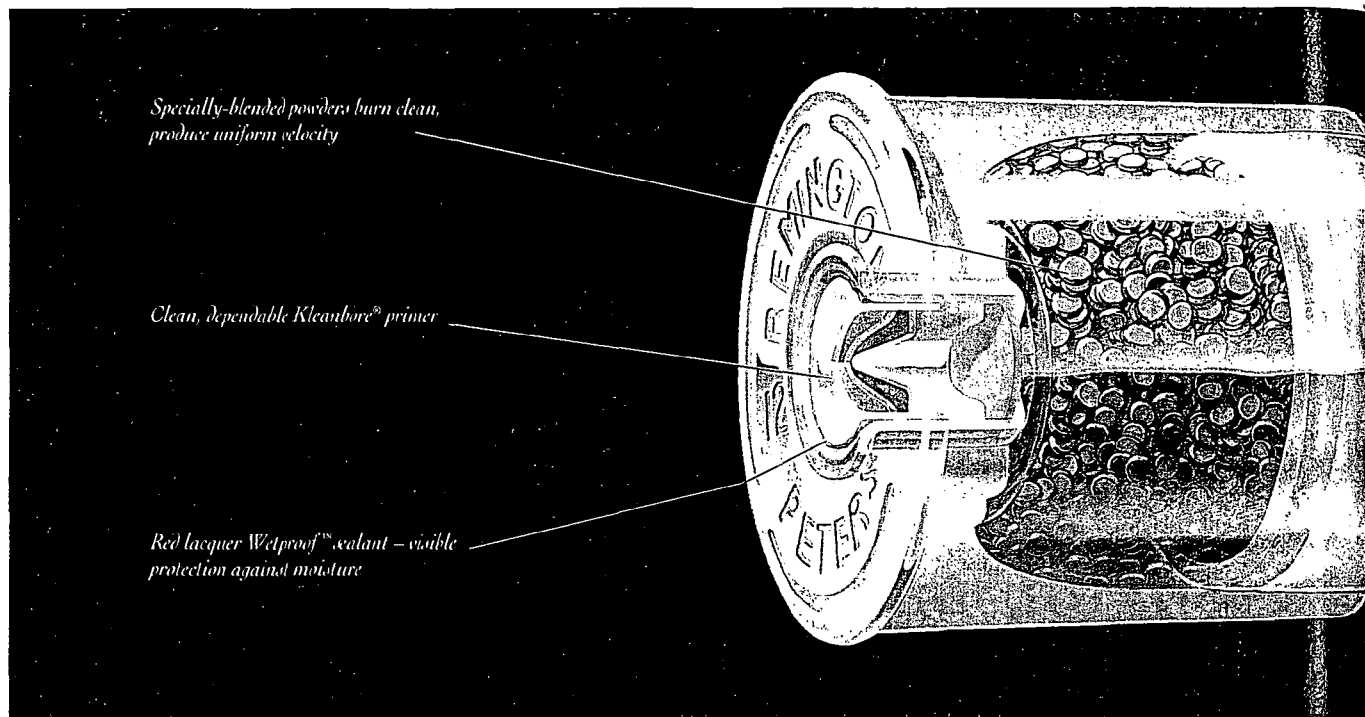
WETPROOF™
PRIMER SEAL

**RUSTLESS™ SHOT AND WETPROOF™ PROTECTION.
ONLY WITH NITRO-STEEL™ AND EXPRESS-STEEL™.
ONLY FROM REMINGTON.**

Today, there are only two kinds of steel shotshells you can buy – Remington's and everyone else's. Why? Because with our superior Rustless™ steel shot, and proprietary Wetproof™ treatment, Nitro-Steel™ Magnum and Express-Steel™ shotshells clearly offer more. When you need every ounce of knockdown power you can get, Remington's new Nitro-Steel™ Magnums will help you reach out and do the job. Nitro-Steel™ Magnums have the industry's only factory loading of "TT" shot – what you need



WETPROOF™
CRIMP SEAL



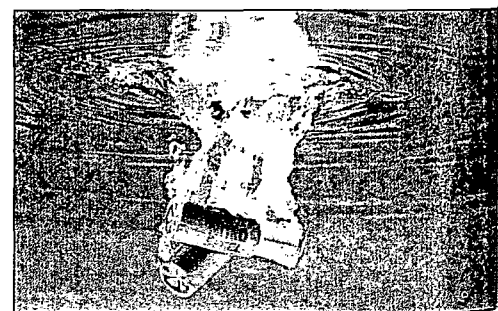
*Specially-blended powders burn clean,
produce uniform velocity*

Clean, dependable Kleanbore® primer

*Red lacquer Wetproof™ sealant – visible
protection against moisture*



for those tough-breasted specklebellies and high flying snows. We've added TT shot to 10-ga. and 12-ga. 3" Magnums, including our 3½" 12-ga. steel loadings. All together, we have 37 different choices of Nitro-Steel™ Magnums when you need ammunition that can go the distance. For closer shots on decoying ducks, or for upland and small game hunting in "Steel Only" Zones, our new Express-Steel™ is the only choice. Our Express-Steel™ line includes eight loadings for 16- and 20-ga. shooters with 2's through 6's for dense, hard-hitting patterns. And we also have a lightweight 12-ga. loading with less recoil.



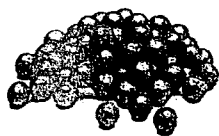
NITRO-STEEL™ MAGNUM SHOTSHELLS

Order Number	Gauge	Length	Dr. Eq.	Velocity FPS @3 Ft.	Total Oz. Shot	Shot Sizes
NSTL10 MAG	10	3½"	Magnum	1260	1¾	TT, T BBB, BB, 2
NSTL1235 MAG	12	3½"	Magnum	1300	1⅞	TT, T, BBB, BB, 2
NSTL12H MAG	12	3"	Magnum	1265	1⅜	TT, T, BBB, BB, 1, 2, 3, 4
NSTL12 MAG	12	3"	Magnum	1375	1¼	TT, T, BBB, BB, 1, 2, 3, 4
NSTL12S MAG	12	2¾"	Magnum	1275	1¼	T, BBB, BB, 1, 2, 3, 4
NSTL20H MAG	20	3"	Magnum	1330	1	2, 3, 4, 6

Note: In "TT", "T", and "BBB" loads, shot charge is determined by pellet count rather than weight. Actual pellet counts are listed on the ammunition box.

THE NITRO-STEEL™ AND EXPRESS-STEEL™ DIFFERENCE.

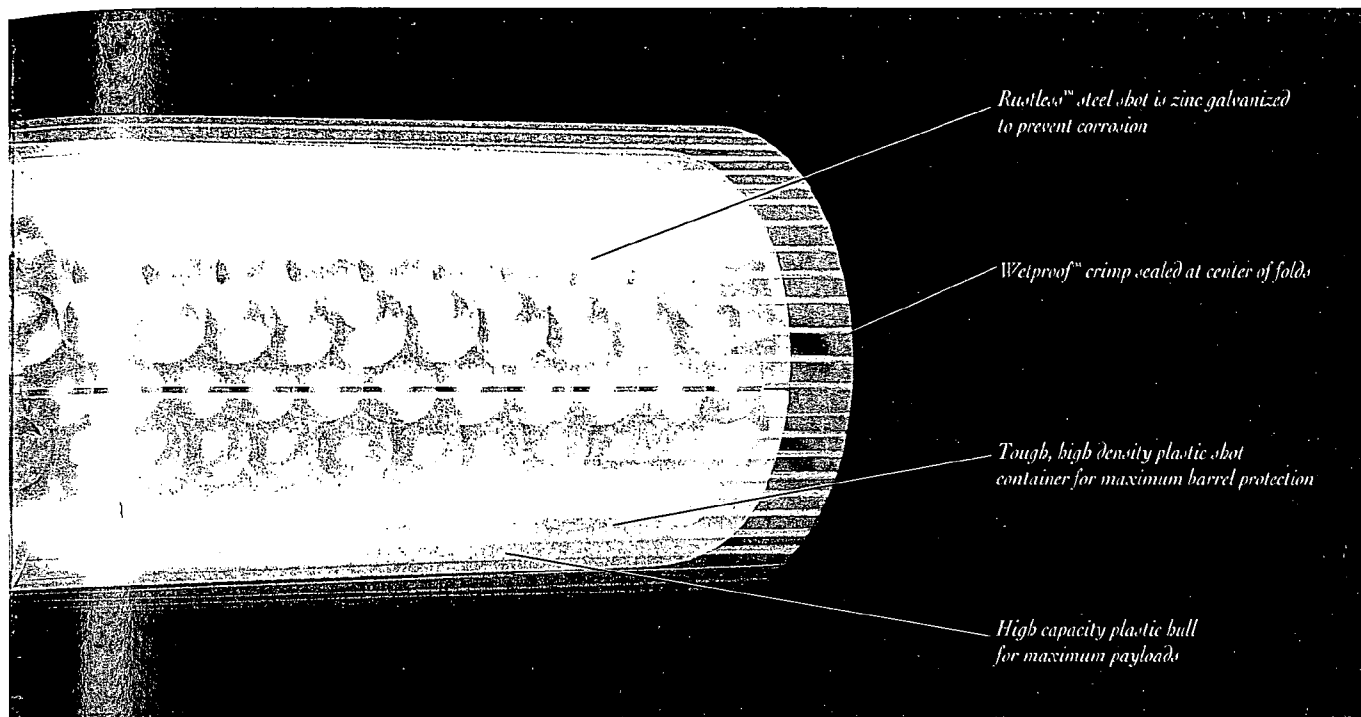
Shotshells and water don't mix, so we've designed a new process to Wetproof™ our steel shells. We seal in performance and seal out the elements. Our new Rustless™ steel shot is zinc galvanized to prevent corrosion. That's important, because unprotected steel shot can rust, affecting both pattern and performance. Keeping steel pellets from rusting is a prime concern for today's waterfowlers, but no less important is keeping your powder dry in damp conditions. So we seal the primers in our steel shotshells with a special lacquer to keep out moisture. It's colored red so you'll know at a glance your shell is a Remington Wetproof™ shell.



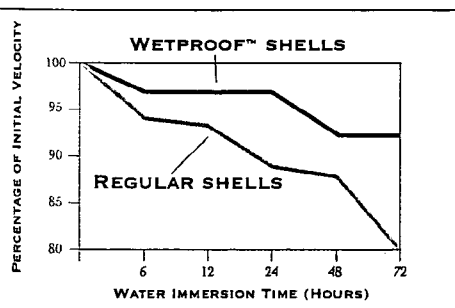

UNPROTECTED
STEEL SHOT
AFTER EXPOSURE
TO WATER



REMINGTON
RUSTLESS™ SHOT
AFTER EXPOSURE
TO WATER



The crimp can also allow water to enter a shell, so it too, gets our new Wetproof™ treatment. Add to these improvements our clean-burning powder blends for consistent performance from box to box, Kleanbore® non-corrosive priming mixture, and our special high-density polyethylene shot containers that protect the barrel and seal in powder gases for consistent velocity. When you stack it all up, you'll see why there really are only two choices in steel shotshells: Remington Steel...and everything else.



WETPROOF™ VS. REGULAR
SHOTSHELLS

Even after being completely submerged for three days under water, Remington Wetproof™ steel shotshells still retain 94% of their initial loaded velocity!

For a detailed guide to the selection and use of steel shot, pick up a copy of our brochure "The Remington Ultimate Guide to Shooting with Steel Shot" from your local Remington dealer, or write to: Steel Shot Brochure, B-6506, Remington Arms Co., Wilmington, DE 19898

EXPRESS-STEEL™ EXTRA LONG RANGE SHOTSHELLS

Order Number	Gauge	Length	Dr. Eq.	Velocity FPS @3 Ft.	Total Oz. Shot	Shot Sizes
STLSP12	12	2 3/4"	Max.	1365	1 1/8	BB, 1, 2, 3, 4, 6
STLSP12L	12	2 3/4"	Max.	1375	1	2, 3, 4, 5, 6
STLSP16	16	2 3/4"	Max.	1300	1 1/16	2, 4, 6
STLSP20	20	2 3/4"	Max.	1425	3/4	2, 3, 4, 5, 6


REMINGTON PREMIER® COPPER SOLID™ SABOT SLUGS



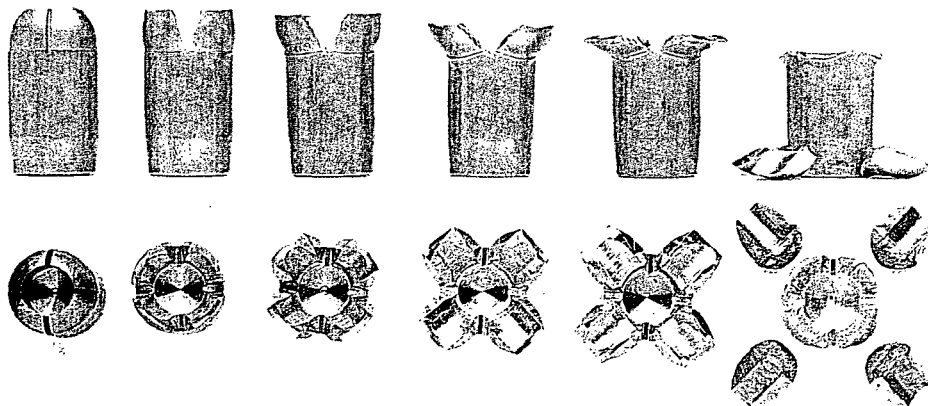
There he is...that phantom 12-pointer you saw at the end of last season, and have been dreaming about all summer. But he's at least 90 yards out and starting to move again. You need an accurate shot that anchors him straight away, because at his size, anything less is a recipe for a long track in falling light. Tough spot, right? Not if you're shooting new Remington Premier® Copper Solid™ sabot slugs. Why? Because this new sabot round is unlike any other deer slug made. First of all, it's solid copper... not a lead core with a copper jacket or copper plating. And it's machined out of solid stock to resist deformation upon firing, while maintaining its perfect balance and concentricity. So after the slug separates from our

Specially blended powders burn clean, produce uniform velocity


Dependable Kleanbore® Primer



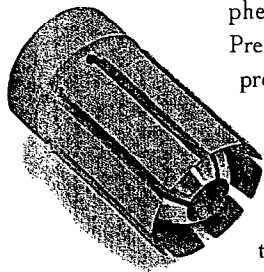
tight-fitting sabot, it flies with the precision of a centerfire bullet. Wind drift, drop, and energy put Copper Solid™ slugs in a class by themselves in terms of deer slug ballistic performance. For accuracy, you can expect 100-yd. groups of 2 ½" or less out of a fully-rifled Remington barrel. Our design for the Copper Solid™ sabot is unlike any other on the market – instead of two halves that can slip in the rifling, ours has precision-molded fingers that lock into the rifling grooves for more positive engagement and higher rotational speed. And that means



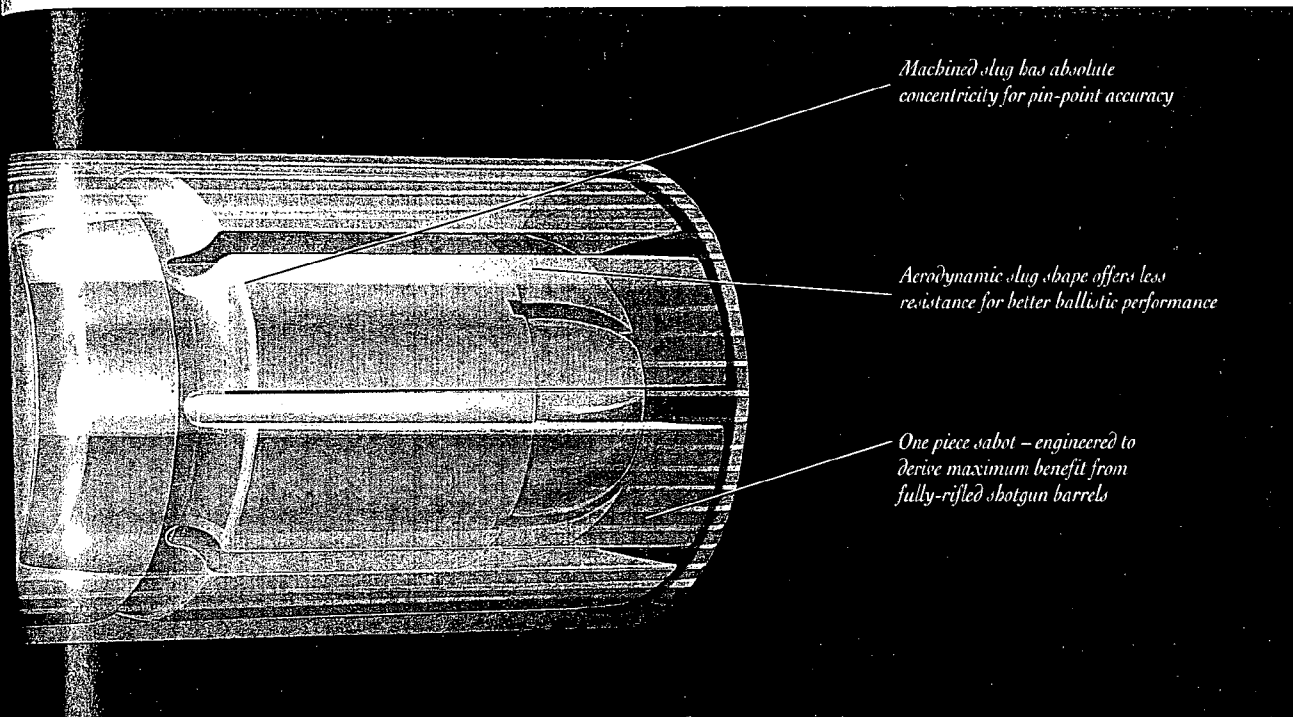
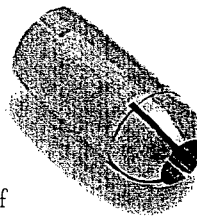
The sequence above shows the completely symmetrical expansion of the Copper Solid™ sabot slug. Nose sections rotate outward a full 90 degrees, and then separate from the main body of the slug and continue to penetrate.



Actual 100-yd. target showing the incredibly consistent accuracy of our new Premier® Copper Solid™ Sabot slugs. This 50-shot group measures just under 3.9\"/>



phenomenal accuracy. On-game results are incredible. The hollow point design of our new Premier® Copper Solid™ slugs features four precisely machined slots that direct the mushrooming process. As the nose sections are forced open, tremendous energy is transferred, giving you the benefit of devastating impact...the kind of impact that puts big game down quickly and cleanly. The nose sections achieve a maximum outward expansion of well over 2X caliber diameter, then separate from the main body of the slug, and create additional wound channels as they continue to penetrate. The slug continues to drive deeper, even through bone that will often deflect or stop a lead slug. Phenomenal accuracy, tremendous on-game energy, multiple wound channels – you simply can't get this kind of performance with any deer slug other than Remington Premier® Copper Solid™ sabot slugs.




Machined slug has absolute concentricity for pin-point accuracy

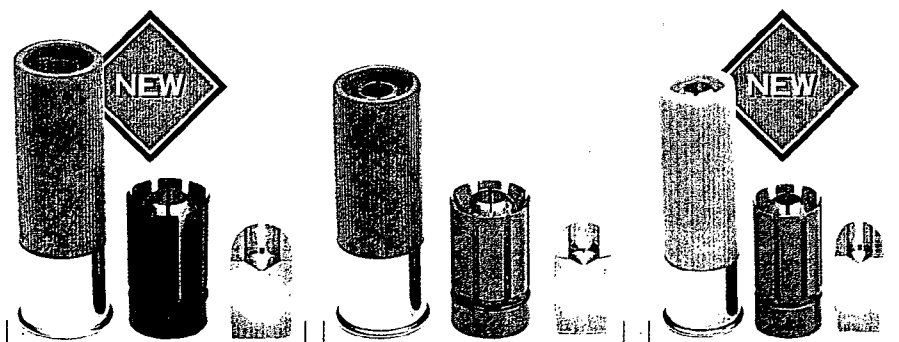
Aerodynamic slug shape offers less resistance for better ballistic performance

One piece sabot – engineered to derive maximum benefit from fully-rifled shotgun barrels

New for 1994 are 12-ga., 5" Magnum and 20-ga., 2 3/4" Copper Solid™ sabot slugs that give you additional choices when matching up guns, game and ammunition. The 12-ga. magnum slug is 10% larger in diameter, 18% heavier, and has 26% more muzzle energy, yet has the same trajectory and accuracy as the 2 3/4" 12-ga. slug! The 20-ga. Copper Solid™ brings a new level of slug performance to the smaller gauge: all the accuracy and game stopping impact of its bigger brothers, but in a 20-ga. package. It's 20% heavier than standard 20-ga. rifled slugs, and delivers 15% more energy at 100 yds.



Test lab photography clearly shows the clean, uniform opening of the sabot – a key to the Copper Solid™ slug's incredible accuracy.



12-GA., 3" MAGNUM COPPER SOLID™

12-GA., 2 3/4" COPPER SOLID™

20-GA., 2 3/4" COPPER SOLID™

PREMIER® COPPER SOLID™ SABOT SLUG

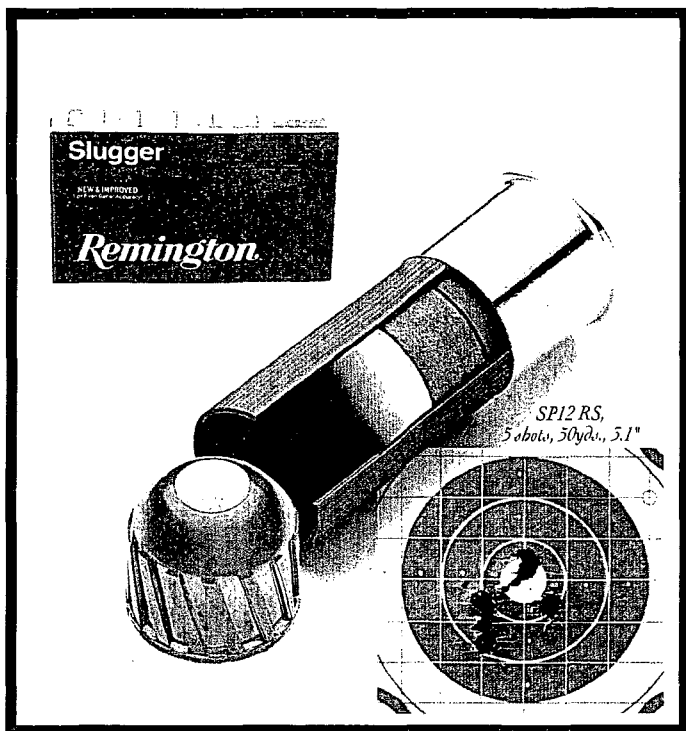
Order Number	Shell Gauge	Slug Length	Slug Wt. (oz.)	Velocity (FPS)			Energy (ft.-lbs.)			Drop (in.)	
				Muz.	50 yds.	100 yds.	Muz.	50 yds.	100 yds.	50 yds.	100 yds.
PR12MAGRS ★ 12	3"	1 3/16	1500	1307	1155	2498	1896	1481	0.0†	-4.2	
PR12RS	12	2 3/4"	1	1450	1316	1203	1984	1634	1364	0.0†	-4.2
PR20RS ★	20	2 3/4"	3/4	1450	1262	1120	1480	1121	883	0.0†	-4.6

† 0.0 indicates yardage at which shotgun was sighted in.

TIME FOR HARVEST. TIME FOR REMINGTON.



How many times in the last thirty years have you climbed into your stand overlooking the old apple orchard? The property it's on has changed hands several times, but each of the owners has understood the magnet that tugs you back every fall. Last night a frost wilted the last of summer's green, and this morning tracks laced the orchard. Opening day is early this year, so you better get sighted-in. This year, try some of our accurized 2 3/4" and 3" magnum rifled slugs, or for close work, our Premier® and Express® buckshot. You may only get one shot – so make it count: take it with Remington.




SLUGGER® RIFLED SLUGS

We've optimized the shape and increased the diameter of all our 12-ga. Slugger® rifled slugs for improved aerodynamics, and even better accuracy. An alignment disc in the wad column gives the slug a straighter push down the bore, and helps reduce barrel leading. At velocities up to 1760 fps, our improved 12-ga. magnum slugs shoot 25% flatter than regular 12-ga. slugs. Standard velocity slugs are also available in 12-, 16-, 20-ga. and .410 bore.

SLUGGER® RIFLED SLUG LOADS

Order Number	Gauge	Shell Length	Slug Wt. (oz.)	Velocity (FPS)			Energy (ft.-lbs.)		Drop (in.)
				Muz.	50 yds.	100 yds.	Muz.	100 yds.	
SP12RS-5PK	12	2 3/4"	1	1560	1175	977	2364		-10.7
SP12 Mag. RS-5PK	12	3"	1	1760	1345	1075	3009		-8.5
SP12S Mag. RS-5PK	12	2 3/4"	1	1680	1285	1045	2741		-9.0
SP16RS-5PK	16	2 3/4"	4/5	1600	1175	965	1989		-10.6
SP20RS-5PK	20	2 3/4"	5/8	1580	1240	1034	1515		-9.8
SP410RS-5PK	.410	2 1/2"	1/5	1830	1335	1040	651		-8.2



PREMIER® AND EXPRESS® BUCKSHOT

Our Premier® and Express® Buckshot loads contain a special granulated polymer buffering material which cushions the buckshot and helps keep it round, for tight, uniform patterns. Premier® buckshot features extra-hard, nickel-plated pellets for super-tight, long-range patterns. Both are available in a range of sizes from 000 to 4.

PREMIER® NICKEL BUCKSHOT LOADS

Order Number	Gauge	Shell Length	Powder Dr. Eq.	Velocity FPS@3 Ft.	Buckshot Size	Pellet Count
PR12SNBK	12	2 3/4"	4	1290	00	12
PR12SNBK	12	2 3/4"	4	1250	4	34
PR12HNBK	12	3"	4	1225	000	10
PR12HNBK	12	3"	4	1210	00	15
PR12HNBK	12	3"	Max.	1040	1	24
PR12HNBK	12	3"	4	1210	4	41

EXPRESS® BUCKSHOT


Order Number	Gauge	Shell Length	Powder Dr. Eq.	Velocity FPS@3 Ft.	Buckshot Size
SP12S Mag. BK-5PK	12	2 3/4"	4	1290	00, 1
SP12H Mag. BK-5PK	12	3"	4	1225	000, 00, 1, 4
SP12BK-5PK	12	2 3/4"	3 3/4	1325	000, 00, 0, 1, 4
SP16BK-5PK	16	2 3/4"	3	1225	1
SP20BK-5PK	20	2 3/4"	2 3/4	1200	3

WHEN THEY'RE STRUTTIN' THEIR STUFF, GIVE 'EM OUR BEST.

How many times have you come home empty-handed from a turkey hunt? More than you'd like to admit. Sometimes it seems like the deck is stacked – no matter how you set up, no matter what the camo or how you work the call, nothing works. But that's turkey hunting, and your resolve is as deep as the odds are long. When you think back on how hard it is to get turkeys to pay attention, much less come into range, why take chances on your ammunition? Take along some tight-patterning, hard-hitting Remington SP Duplex® or Premier® Magnum turkey loads, and give 'em our best.



New for 1994: 5* 20-ga. loading with 1 1/4 oz. of 6's



SP DUPLEX® MAGNUM SHOTSHELLS

Duplex® is the only factory-loaded shell with two shot sizes carefully layered in one shell. With a charge of larger shot up front and smaller pellets behind, Duplex® loads offer increased energy over comparable single pellet loads without reducing pattern density. Just what you need if that gobbler you've been expecting to see at 35 yards suddenly appears from behind a tree at 15 yards. And these copper-plated, buffered magnum shells have black heads and olive drab hulls to keep them hidden from prying eyes.

Only from Remington!

SP DUPLEX® SHOTSHELLS

Order Number	Gauge	Shell Length	Powder Dr. Eq.	Velocity FPS@ 3Ft.	Ounces of Shot	Shot Sizes
MRP10H MAG	10	3 1/2"	Max.	1210	2 1/4	4X6
MRP12XH MAG	12	3"	Max.	1175	2	4X6
MRP12H MAG	12	3"	Max.	1210	1 1/4	2X6, 4X6
MRP12S MAG	12	2 3/4"	Max.	1260	1 1/4	2X6, 4X6



PREMIER® MAGNUM TURKEY LOADS

Maximum power and dense patterns are the hallmarks of our Premier® Turkey shotshells. We cover the magnum-grade shot with Copper-Lok™ copper plating, cradle it in our Power Piston® wad, and surround it with special polymer buffering to protect the pellets for true flight and consistently tight patterning. Premier® Turkey loads are available with some of the heaviest payloads of 4's, 5's or 6's on the market, in "super magnum" 3 1/2" 12-ga. and 10-ga. shells, and regular 12-ga. 3" and 2 3/4" magnums. New this year is the option of No. 5 shot in our 12-ga. 2 3/4" shell, and a 20-ga. 3" loading with 1 1/4 oz. of 6's for a dense, hard-hitting small gauge option.

PREMIER® TURKEY LOADS



Order Number	Gauge	Shell Length	Powder Dr. Eq.	Velocity FPS@ 3Ft.	Ounces of Shot	Shot Sizes
PR10HMAG	10	3 1/2"	Max.	1210	2 1/4	4, 6
PR1255MAG	12	5 1/2"	Max.	1150	2 1/4	4, 6
PR12XHMAG	12	3"	Max.	1175	2	4, 5, 6
PR12SMAG	12	2 3/4"	Max.	1260	1 1/4	4, 5★, 6
PR20HMAG ★	20	3"	Max.	1185	1 1/4	6

SHOT SIZES FOR LEAD AND STEEL

Number	6	5	4	3	2	1	BB	BBB	T	TT
	●	●	●	●	●	●	●	●	●	●
Diameter in inches	.11	.12	.13	.14	.15	.16	.18	.19	.20	.21

NITRO MAG® AND EXPRESS® SHOTSHELLS. FOR A GOOD LONG DISTANCE CONNECTION.

They grow everything big in Nebraska – corn, football players, and especially pheasants. South of the Sandhills is a little town named McCook that calls itself the "Pheasant Hunting Capital of the World", and for good reason. They have an abundance of big, strong roosters that will make you swear you've gone to bird hunter's heaven. But you'll have to work for them, 'cause when they flush, they'll be 25 yds. out, and the afterburner will be lit. If you ever find yourself out where the stubble goes on forever, take along some insurance...take along some Nitro Mag® or Express® long range shotshells.




NITRO MAG® SHOTSHELLS

The original buffered magnum shotshells from Remington. The shot charge is packed with a generous amount of shock-absorbing polymer buffering, and surrounded by our patented Power Piston® wad to protect the specially hardened shot all the way down the barrel, for dense, even patterns and uniform shot strings. The heavier payloads in all Nitro Mag® shotshells provide the pattern power for everything from turkeys to late season pheasants.

NITRO MAG® BUFFERED MAGNUMS

Order Number	Gauge	Shell Length	Powder Dr. Eq.	Velocity FPS@ 3Ft.	Ounces of Shot	Shot Sizes
SP10HNM	10	3 1/2"	4 1/2"	1210	2 1/2	2, 4, 6
SP12HNM	12	3"	Max.	1210	1 1/2	2, 4, 6
SP12NM	12	3"	4	1280	1 1/2	4, 6
SP12SNM	12	2 3/4"	Max.	1260	1 1/2	2, 4, 6
SP20HNM	20	3"	Max.	1185	1 1/2	4, 6, 7 1/2
SP20NM	20	2 3/4"	Max.	1175	1 1/2	4, 6



EXPRESS® EXTRA LONG RANGE SHOTSHELLS

Express® is the standard by which other long-range shotshells are measured. These high-base loads are offered in a wide selection of loadings in all gauges. They have our exclusive Power Piston® wad to cushion and protect the shot and prevent barrel leading. The wad's base seals the gas behind the shot column to deliver maximum energy and tight, even patterns. There's an Express® long range shell for everything from quail to pheasants, and in loadings from 10-ga. magnum to .410 bore.

EXPRESS® EXTRA LONG RANGE


Order Number	Gauge	Shell Length	Powder Dr. Eq.	Velocity FPS@ 3Ft.	Ounces of Shot	Shot Sizes
SP10MAG	10	3 1/2"	Max.	1210	2	BB, 2, 4
SP12	12	2 3/4"	5 1/2"	1550	1 1/2	BB, 2, 4, 5, 6, 7 1/2, 9
SP16	16	2 3/4"	5 1/2"	1295	1 1/2	4, 6, 7 1/2
SP20	20	2 3/4"	2 1/2"	1220	1	4, 5, 6, 7 1/2, 9
SP28	28	2 3/4"	2 1/2"	1295	1/2	6, 7 1/2
SP410†	.410	2 1/2"	Max.	1200	1/2	4, 6, 7 1/2
SP4105†	.410	3"	Max.	1155	1/2	4, 5, 6, 7 1/2, 9

†Uses a special shot container

GAME GUIDE


Turkey:	Close range, 20-35 yards – Full/Turkey Extra Full choke – 5 or 6 shot Long range, 55+ yards – Turkey Extra Full/Turkey Super Full choke – 2 or 4 shot
Pheasant:	Game Farm, early season – Mod./Imp. Cyl. choke – 6 or 7 1/2 shot Wild, long flushes, late season – Mod./Full choke – 4, 5, or 6 shot
Rabbit:	Cottontails in close cover – Imp. Cyl./Mod. choke – 6 shot Jack rabbits and snowshoes – Full choke – 4, 5, or 6 shot
Squirrel:	Medium range, 20-30 yards – Mod. choke – 5 or 6 shot

WHEN THE COVER IS CLOSE, AND THE SHOOTING FAST, PREMIER® FIELD LOADS AND SHURSHOT® HEAVY DOVE LOADS WILL SEE YOU THROUGH.



Scouting reports from your son tell of two nice quail coveys seen regularly in the fallow behind the old barn, and their plaintive calls to each other bode well for good sport.

Dove season sharpened your eye, but that was just the preliminary, because the quail will give your reflexes and your eyes a real going over. So, get a good night's sleep, let the dew dry a bit so the dogs can wind them, and treat yourself to some of our Premier® Field Loads or ShurShot® Heavy Dove Loads. You won't want to miss 'em.



PREMIER® FIELD LOADS

Our highest quality field loads. We start with a mid-height brass cap for strength. Inside, we load specially-graded, extra-hard lead shot and give it our Copper-Lokt™ plating for surface smoothness. The shot charge is protected by a Power Piston® one-piece wad for less pellet distortion, giving dense patterns with less flyers. In 12-, 16-, and 20-ga., with 6's, 7½'s and 8's.



SHURSHOT® HEAVY DOVE LOADS

When you need to put a dense pattern over some wary doves, ShurShot® is the way to go. Designed specifically for upland and small game hunting, these shells have ⅛ oz. more shot than promotional shells for better pattern density without the recoil of typical high-base loads. The ideal choice when you need increased pattern performance in a low-base field load.

PREMIER® FIELD LOADS

Order Number	Gauge	Shell Length	Powder Dr. Eq.	Velocity FPS@ 3Ft.	Ounces of Shot	Shot Sizes
PR12HF	12	2 ½"	5 ½	1220	1 ½	6, 7 ½, 8
PR12F	12	2 ¾"	5 ½	1255	1 ½	6, 7 ½, 8
PR16F	16	2 ¾"	2 ¾	1185	1 ½	6, 8
PR20F	20	2 ¾"	2 ¾	1165	1	6, 7 ½, 8

SHURSHOT® HEAVY DOVE LOADS

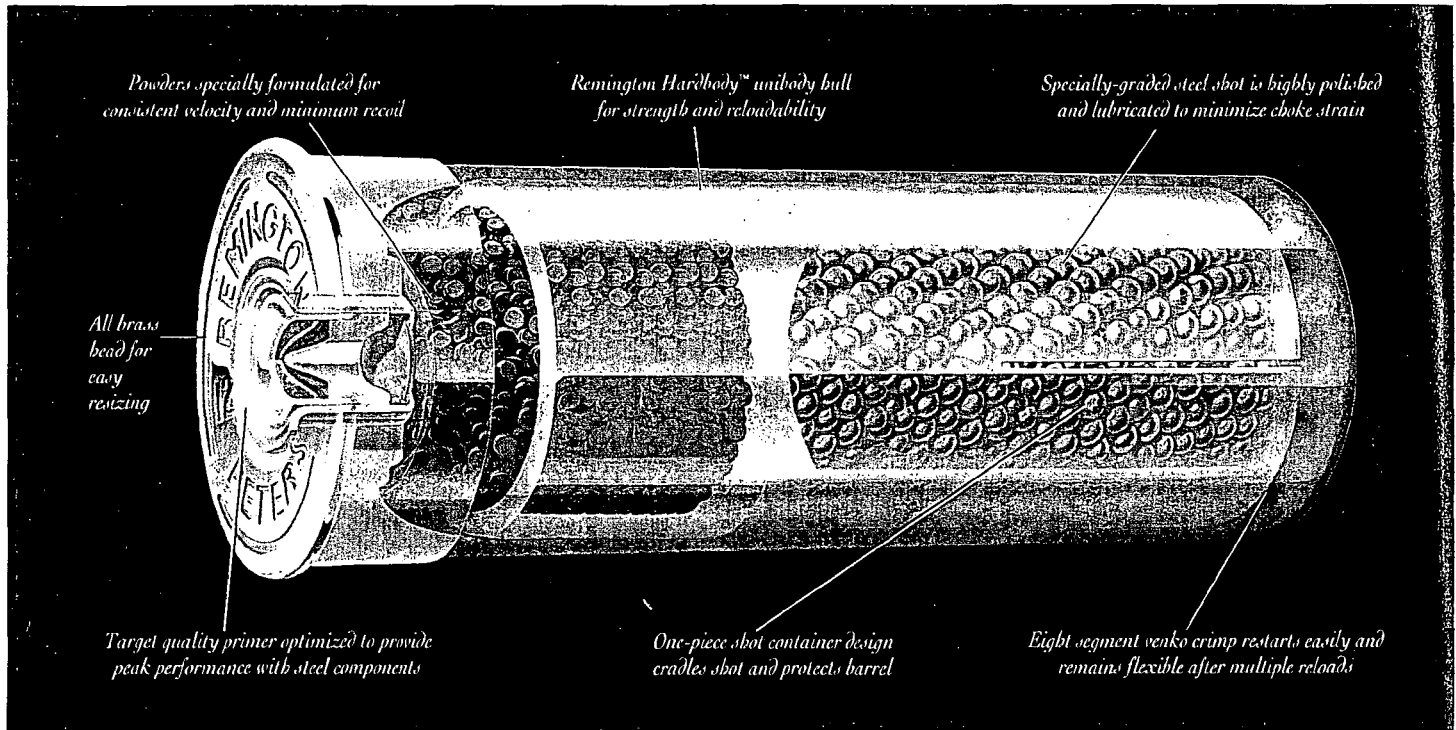
Order Number	Gauge	Shell Length	Powder Dr. Eq.	Velocity FPS@ 3Ft.	Ounces of Shot	Shot Sizes
R12HD	12	2 ¾"	5 ½	1255	1 ½	6, 7 ½, 8
R20HD	20	2 ¾"	2 ¾	1165	1	6, 7 ½, 8

GAME GUIDE

Partridge/Grouse	Close cover, small birds - Imp. Cyl/Mod choke - 7 ½ or 8 shot Open cover, Western birds - Full choke - 5 or 6 shot
Doves/Pigeons	Short to medium range, 20-30 yards - Mod. choke - 7 ½, 8, or 9 shot Long range, 30+ yards - Mod./Full choke - 6, 7 ½, or 8 shot
Quail	Close cover, light feathers - Imp. Cyl. choke - 8 or 9 shot Wild flushing, heavy feathers - Mod. choke - 7 ½ or 8 shot
Woodcock/Rail/Snipe	Close cover, 20-30 yards - Imp Cyl. choke - 8 or 9 shot Open cover - 30+ yards - Mod. choke - 8 shot

**PREMIER® STEEL TARGET LOADS. IF WE DIDN'T
TELL YOU, YOU'D NEVER KNOW THE DIFFERENCE.**

When we developed our new Premier® steel target loads, we were determined to produce a shell that performed exactly like lead target loads: a shell with equal or better pellet count for dense patterns; a shell with time of flight and shot string that's identical; and a shell whose recoil sensation was as close to its lead counterpart as possible. The result: our new Premier® steel target loads, and we don't think you'll be able to tell the difference. In 12-ga. there are 2³/₄- and 3-dram loads with a 1¹/₈ oz. scaling of 8's, 7's, and 6¹/₂'s for skeet, trap singles, handicap, and sporting clays; and a full ⁷/₈ oz. load of 8's in a 20-ga skeet load.



**REMINGTON STEEL AND LEAD TARGET
LOAD PERFORMANCE COMPARISON**

	Shot Size	Payload weight (oz.)	Shot count	Muzzle velocity (FPS)	Flight time (seconds)			Recoil (ft.-lbs.)
					25 yds	34 yds	40 yds	
RTL12M (Lead)	7 ¹ / ₂	1 ¹ / ₈	403	1200	—	—	.1383	18.5
RST12M (Steel) ★	6 ¹ / ₂	1 ¹ / ₈	408	1200	—	—	.1433	18.8
RTL12M (Lead)	8	1 ¹ / ₈	473	1200	—	—	.1406	18.5
RSTL12M (Steel) ★	7		472	1200	—	—	.1457	18.8
RTL12L (Lead)	8		473	1145	—	.1163	.1455	16.7
RST12L (Steel) ★	7		472	1165	—	.1180	.1488	17.7
RTL12L (Lead)	9		664	1145	.0793	—	—	16.7
RSTL12L (Steel) ★	8		649	1145	.0807	—	—	17.1
RTL20 (Lead)	9		515	1200	.0764	—	—	11.5
RSTL20 (Steel) ★	8		505	1200	.0780	—	—	11.8

A FULL RANGE OF CHOICES FOR ANY EVENT.

DUPLEX® TARGET / DUPLEX® SPORTING CLAYS LOADS

Remington Duplex® is the only target load with two shot sizes, to give you a competitive edge when target size, hardness, angles, and distances all vary. With a 50/50 split of 7 1/2 X 8 s, or 7 1/2 X 8 1/2 in a layered combination for the ultimate in pattern density and long-range, target-breaking power.

PREMIER® TARGET LOADS

Our Premier® target loads are the finest competition shotshells on the market today, with features like our hot 209 Premier® primer and clean-burning powder blends for consistent ignition, durable Hardbody™ unibody hull for more reloads, and patented Figure 8™ wad for uniform velocities and dependable patterns. Available in 12-, 20-, and 28-ga., and in Rem-Lite™ low recoil versions.

.410 BORE TARGET LOADS

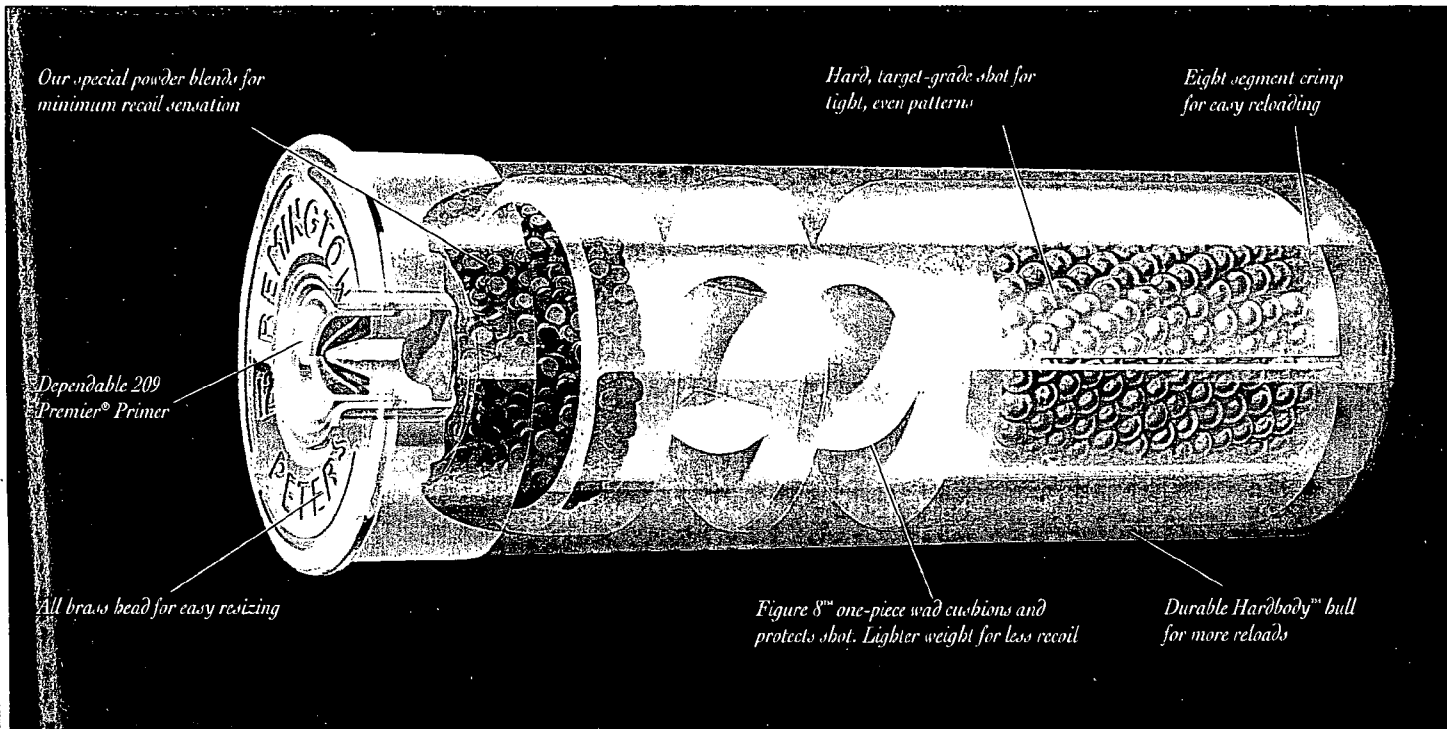
In a game where every pellet counts, you can count on Remington for the heaviest .410 payload of hardened, target-grade shot.

PREMIER® INTERNATIONAL TARGET LOADS

Features a 24 gm. charge of target-grade shot that's specially graded for roundness and strict conformance to ISU specifications for pellet size and payload weight.

PREMIER® PIGEON LOADS

Contains a full 1 1/4 oz. payload of super-hard, high-antimony pellets for dense, even patterning and maximum first-shot knockdown power on live birds.



One-piece Hardbody™ unibody hull for strength and reloadability

All brass head for strength and easy resizing

Proven 28-ga. Power Piston® wad for complete gas seal

Specially-graded, extra-hard target shot

TARGET LOADS


Order Number	Gauge /Bore	Load Type	Shell Length	Powder Dr. Eq.	Velocity FPS @ 3Ft.	Ounces of Shot	Shot Sizes
RTL12M	12	Premier® Target	2 3/4"	5	1200	1 1/2	7 1/2, 8, 9
RTL12L	12	Premier® Target	2 3/4"	2 1/2	1145	1 1/2	7 1/2, 8, 8 1/2, 9
LRTL12	12	Rem-Lite™ Premier® Target	2 3/4"	-	1100	1 1/2	7 1/2, 8, 9
MRTL12M	12	Duplex® Premier® Target	2 3/4"	5	1200	1 1/2	7 1/2 x 8
MRTL12L	12	Duplex® Premier® Target	2 3/4"	2 1/2	1145	1 1/2	7 1/2 x 8, 7 1/2 x 8 1/2
SCI12L	12	Duplex® Sporting Clays	2 3/4"	2 1/2	1145	1 1/2	7 1/2 x 8
SCI12M ★	12	Duplex® Sporting Clays	2 3/4"	5	1200	1 1/2	7 1/2 x 8 1/2
RTL20	20	Premier® Target	2 3/4"	2 1/2	1200	7/8	8, 9
RTL20M	20	Premier® Target	2 3/4"	2 1/2	1175	1	9
RTL28 ★	28	Premier® Target	2 3/4"	2	1200	3/4	9
SC28 ★	28	Premier® Sporting Clays	2 3/4"	2	1200	3/4	8
SP410	.410	Skeet®	2 3/4"	Max.	1200	1/2	9
SP410SC ★	.410	Sporting Clays®	2 3/4"	Max.	1200	1/2	8 1/2
RTL12P	12	Premier® Pigeon	2 3/4"	3 1/2	1220	1 1/2	7 1/2, 8
RTL12L	12	Premier® International	2 3/4"	-	1325	24 gm (5/8 oz.)	7 1/2, 9

★ Uses a special shot container.

★ NEW FOR 1994

◀ 28-GAUGE UNIBODY TARGET LOAD


Now the same high-strength, one-piece Hardbody™ hull that 12- and 20-ga. competitors have enjoyed shooting and reloading is available for 28-ga. shooters. All the performance you're used to, with enhanced reloadability!



REMINGTON SPORTING CLAYS LOADS

With the addition of our .410 and 28-ga. loadings, we can offer the serious sporting clays competitor the same standard of excellence that has helped skeet and trap shooters bring home the silver. 12-ga. Duplex® loadings provide a combination of larger pellets for long range energy, while the smaller shot maintains pattern density. Our new small gauge shells address the need for higher energy alternatives for sporting clays competition. The 28-ga. features our proven Hardbody™ one piece unibody hull, and the .410 shares all the components of Remington's current .410 skeet load - the undisputed leader in factory loaded performance!

REMINGTON SHOTSHELL RELOADING COMPONENTS



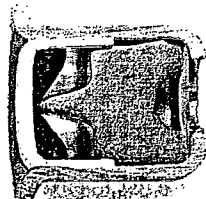
If you're the type of shooter who likes to reload, Remington components can help you produce factory-quality shells with every pull of the handle. Remington target loads deliver the kind of quality competitive shooters stake their reputations on hundreds of times a day. And you can have that same level of quality, that same level of consistency when you reload using Remington components. Sure, a lot of reloaders do it because it saves money, but it's also a great way to introduce the kids to shooting sports, or just a pleasurable way to spend a Sunday evening while the snow flies. Whatever the reason, try Remington components – you'll get factory-quality shells, over, and over, and over...



209 PREMIER® PRIMERS

The reloading standard – for instant ignition, all the time, every time. We make our 209 Premier® primers to exacting quality control standards. Our hot-burning, non-mercuric and non-corrosive mixture virtually guarantees complete powder burn and a clean, residue-free barrel. And our .410 Premier® brings 209 performance and reliability to all .410 loads. All our primers feature an all-brass primer cup and brass-plated battery cup, with a paper-covered flash hole that makes it acceptable for use with any powder type.

Shotshell Primer Cutaway




SHOTSHELL PRIMERS

209 Premier [®]	For 12-, 20-, 28-gauge target loads, selected 12-gauge field loads and all 28-gauge field loads – specify 209 Primers, 100 per box.
.410 Premier [®]	For .410 target and field loads; 100 per box.

SHOTSHELL WADS

Whether your shotgunning takes you into a blind or onto the field, we have a one-piece shot cup/wad column that's tailored to your favorite recipe, for anything from 2 1/4-oz., 10-ga. field loads to 1/2-oz. .410 target loads.



REMINGTON RELOADING COMPONENTS


Target Wads Order No.	Gauge	Shot Load Capacity	Field Load Wads Order No.	Gauge	Shot Load Capacity
FIG 8™	12	1 1/2	SP 10	10	1 1/2 or 2 1/2
RXP 12	12	1 1/2	R 12L	12	1
TGT12	12	1	R 12H	12	1 1/2
RXP 20	20	1/2	RP 12	12	1 1/2
PT 28	28	3/4	SP 12	12	1 1/2
SP 410	.410	1/2	SP 16	16	1 1/2
			SP 20	20	1

NOTE: Careless or incorrect handloading is dangerous. Improperly made handloads may cause the barrel or breech of any firearm to burst, which can result in serious personal injury.


TO PUT MEAT ON THE TABLE, PUT VARMINTS OUT OF COMMISSION, OR PUT TIGHT GROUPS ON PAPER, PUT REMINGTON AMMO IN YOUR 22.




We make 22's just as carefully as our centerfire ammo: all primed cases are inspected for defects. Powder charges are 100% gauged for precise weight. And our powders burn clean with lower chamber pressure for less wear on guns. Bullets are carefully swaged for the uniformity that delivers consistent accuracy, and precision-lubed to prevent barrel leading. And all our 22 components – brass, lead, powder and priming mixture, are 100% American-made.




Thunderbolt™ 10 shots, 100 yds, 2.1"




Cyclone™ 10 shots, 100 yds, 1.5"




Target Standard Velocity, 10 shots, 100 yds, 1.5"



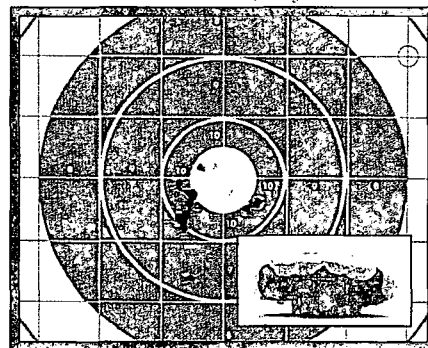
High Velocity Hollow Point, 10 shots, 100 yds, 1.5"



Viper™ 10 shots, 100 yds, 2.4"




Yellow Jacket® 10 shots, 100 yds, 1.7"



Bullet	Remington Order No.	Wt. Grs.	Bullet Style	Velocity Ft. Per Sec. Muzzle/100 Yds.	Energy Foot-Pounds Muzzle/100 Yds.
LOW VELOCITY CARTRIDGES					
CBEE®					
22 Long	CB-22L	30	Lead	700/640†	34/27†
CBEE®					
22 Short	CB-22S	30	Lead	700/640†	34/27†
SUBSONIC 22 CARTRIDGES					
22 Subsonic ★	22SSHP	38	Hollow point	1050/901	93/69
TARGET STANDARD VELOCITY 22 CARTRIDGES					
Long Rifle	6122/6100+	40	Lead	1150/976	117/85
HIGH VELOCITY GOLDEN™ BULLET CARTRIDGES					
Long Rifle	1522/1500+	40	Lead	1255/1017	140/92
	1622/1600+	36	Hollow Point	1280/1010	131/82
Long	1322	29	Lead	1240/962	99/60
Short	1022	29	Lead	1095/903	77/52
HYPER VELOCITY 22 CARTRIDGES					
Yellow Jacket® Long Rifle	1722	33	Truncated Cone Hollow Point	1500/1075	165/85
Viper™ Long Rifle	1922	36	Truncated Cone Solid	1410/1056	159/89
HI-SPEED 22 CARTRIDGES					
Thunderbolt™	TB 22A	40	Lead	1255/1017	140/92
Cyclone™	CY 22HP	36	Hollow Point	1280/1010	131/82

+ These long rifle 22's available in slide-open plastic packs of 100. † Values at 50 yards




22 SUBSONIC

A full-sized, long rifle cartridge loaded to 1050 fps with 58-gr. lead hollow point. Subsonic velocity eliminates muzzle crack common with high velocity 22s. Ideal for small game at medium range. Functions in all popular 22 autoloaders.



★ NEW FOR 1994

NEW



New for 1994: GL410 shells
in 20-round package.

REMINGTON GAME LOADS – HOW YOU CAN GET A LITTLE MORE BANG OUT OF YOUR BUCK.

As an upland hunter or dove shooter, you buy shells by the case. And if you want high-quality, factory-loaded Remington shells, but at a more attractive price, check out our Game Loads and Promotional shotshells. With twenty specs in our line of Game Loads, Heavy Game Loads and Sport Loads, you'll find a recipe that's just right for your style of hunting, from rabbits and squirrels to pheasants, grouse, dove and quail. And these shells share the same great components as all our Remington shotshells: all-plastic hull/base wad, Kleanbore® priming, specially formulated powder blends, Power Piston® wads, and top-quality Remington chilled shot for consistently uniform patterns.



GAME LOADS

Order Number	Gauge	Shell Length	Powder Dr. Eq.	Velocity FPS@ 3Ft.	Ounces of Shot	Shot Sizes
GL12	12	2 3/4"	3 1/4	1290	1	6, 7 1/2, 8
GL16	16	2 3/4"	2 1/2	1200	1	6, 7 1/2, 8
GL20	20	2 3/4"	2 1/2	1225	7/8	6, 7 1/2, 8
GL410 ★	.410	2 1/2"	Max.	1200	1/2	6

HEAVY GAME LOADS

Order Number	Gauge	Shell Length	Powder Dr. Eq.	Velocity FPS@ 3Ft.	Ounces of Shot	Shot Sizes
HGL12	12	2 3/4"	3 3/4	1330	1 1/4	4, 6, 7 1/2
HGL16	16	2 3/4"	3 1/4	1295	1 1/8	4, 6, 7 1/2
HGL20	20	2 3/4"	2 3/4	1220	1	4, 6, 7 1/2


SPORT LOADS

Order Number	Gauge	Shell Length	Powder Dr. Eq.	Velocity FPS@ 3Ft.	Ounces of Shot	Shot Sizes
SL12	12	2 3/4"	3 1/4	1290	1	8
SL20	20	2 3/4"	2 1/2	1225	7/8	8

★ NEW FOR 1994 – PACKED 20 ROUNDS PER BOX; ALL OTHER PROMOTIONAL SHOTSHELLS PACKED 25 ROUNDS PER BOX.

**UMC™: TOP QUALITY + DEPENDABLE
PERFORMANCE + LOW PRICE = GREAT VALUE.**

For over a century, the UMC™ name has been synonymous with some of the finest ammunition made in the United States. Since its beginning in 1867, UMC™ has been blazing a trail of innovation in cartridge-making excellence: UMC™ was the first company to produce centerfire ammunition, the 22 Long Rifle cartridge, and super-accurate "Palma Match" target cartridges. At UMC™, we offer only first-quality, American-made product, in a limited line of popular specifications, so we can bring you the benefit of manufacturing efficiencies that keep costs low. We offer ten handgun loadings, three rifle specs, and our UMC™ 22 Long Rifle cartridges.



UMC™ HANDGUN CARTRIDGES

Caliber	Order No.	Primer Number	Wt. Grs.	Bullet Style	Velocity (FPS)			Energy (ft.-lbs.)			Mid range Trajectory	
					Muzz.	50 yds.	100 yds.	Muzz.	50 yds.	100 yds.	50 yds.	100 yds.
25 Auto Pistol(6.35mm)	L25AP	1 ½	50	Metal Case	760	707	659	64	56	48	2.0"	8.7"
357 Magnum	L357M6	5 ½	158	Lead SW	1235	1104	1015	535	428	361	0.8"	3.5"
9 mm Luger	L9MM3	1 ½	115	Metal Case	1135	1041	973	329	277	242	0.9"	4.0"
380 Auto	L380AP	1 ½	95	Metal Case	955	865	785	190	160	130	1.4"	5.9"
38 Super ACP	L38SUP	1 ½	130	Metal Case	1215	1099	1017	426	348	298	0.8"	3.6"
38 Special	L38S5	1 ½	158	Lead Round Nose	755	723	692	200	183	168	2.0"	8.3"
38 Special	L38S11	1 ½	130	Metal Case	950	913	879	261	240	223	1.2"	4.8"
40 S&W	L40SW3	5 ½	180	Metal Case	985	936	893	388	350	319	1.4"	5.0"
44 Rem. Mag.	L44MG4	2 ½	240	Lead Round Nose	1000	947	902	533	477	433	1.1"	4.8"
45 Auto	L45AP4	2 ½	230	Metal Case	835	800	767	336	326	300	1.6"	6.8"

UMC™ CENTERFIRE RIFLE CARTRIDGES

Caliber	Order No.	Primer Number	Wt. Grs.	Bullet Style	Velocity (FPS)			Energy (ft.-lbs.)			Short Range Trajectory (yds.)				
					Muzz.	100 yds.	200 yds.	Muzz.	100 yds.	200 yds.	50	100	150	200	250
223 Remington	L223R3	7 ½	55	MC	3240	2759	2326	1282	929	660	0.4	0.8	0.0	-2.1	-5.9
30 Carbine	L30CRJ	6 ½	110	MC	1990	1567	1236	1412	600	373	0.9	0.0	-4.5	-13.5	-28.3
308 Win.	L308W4	9 ½	150	MC	2820	2533	2263	2648	2137	1705	0.2	0.0	-1.5	-4.5	-9.5

UMC™ RIMFIRE CARTRIDGES

Caliber	Order No.	Wt. Grs.	Bullet Style	Velocity (FPS)		Energy (ft.-lbs.)	
				Muzzle	100 yds.	Muzzle	100 yds.
22 Long Rifle Hi-Speed	UMC 22	40	Lead	1255	1017	140	92

REMINGTON PEERLESS™

Gauge	Barrel Length & Choke	Overall Length	Avg. Wt. (lbs.)	Order No./Price*
12	30" Rem™ Choke	47"	7 1/4	4815/\$1,172.
	28" Rem™ Choke	45"	7 1/4	4814/\$1,172.
	26" Rem™ Choke	43"	7 1/4	4815/\$1,172.

Nominal stock dimensions: 14 1/2" length of pull. 1 1/2" drop at comb. 2 1/2" drop at heel. *Manufacturer's Suggested Retail Price. Supplied with one Imp. Cyl., one Mod., and one Full Rem™ Choke tube. 3" chambers.

MODEL 90-T™ SINGLE BARREL TRAP

Gauge	Barrel Length & Choke	Overall Length	Avg. Wt. (lbs.)	Order No./Price*	H.P. -A.R.**
12	34" Full	51"	8 1/4	4850/\$2,995.	4854/\$5,595.

Nominal stock dimensions: Available in four standard stock configurations - Monte Carlo with 1 1/2", 1 3/4", or 1 1/2" drops; or straight comb with 1 1/2" drop. Standard length of pull is 14 1/2". See your local Remington dealer for full specifications and option choices. *Manufacturer's Suggested Retail Price. **High Post - Adjustable Rib

MODEL SP-10™ MAGNUM

Gauge	Barrel Length & Choke	Overall Length	Avg. Wt. (lbs.)	Order No./Price*
10	30" Rem™ Choke	51 1/2"	11	4808/\$995.
	26" Rem™ Choke	47 1/2"	10 1/2	4812/\$995.
	23" Rem™ Choke Mossy Oak® Bottomland™ Camo	44 1/2"	10 1/2	4810/\$1,078.
	Turkey Combo	47 1/2"/45 1/2"	10 1/2	4826/\$1,152.
	26" Rem™ Choke vent rib barrel and 22" Rem™ Choke turkey barrel w/ rifle sights			

Nominal stock dimensions: 14" length of pull. 1 1/2" drop at comb. 2 1/2" drop at heel. SP-10™ supplied with Full, Mod. and Turkey Extra Full (lead shot only) choke tubes. Important Note: Critical components - including the barrel, bolt assembly and trigger plate assembly of the Remington Model SP-10™ and other manufacturer's 10-gauge shotguns - are not interchangeable. *Manufacturer's Suggested Retail Price.

MODEL 11-87™ SPECIAL PURPOSE

Gauge	Barrel Length & Choke	Overall Length	Avg. Wt. (lbs.)	Order No./Price*	Wood	Synthetic
12	28" Rem™ Choke	48 1/2"	8 1/4	9905/\$625.	5269/\$625.	
	26" Rem™ Choke	46"	8 1/4	9906/\$625.	5271/\$625.	
	28" Rem™ Choke Mossy Oak® Bottomland™ Camo	48"	8 1/4	—	5288/\$693.	
	26" Rem™ Choke Mossy Oak® Bottomland™ Camo	46"	8 1/4	—	5290/\$693.	
	21" Rem™ Choke turkey gun (All black)	41"	8	—	9674/\$639.	
	21" Rem™ Choke turkey gun Mossy Oak® Greenleaf™ Camo	41"	8	—	9678/\$707.	
	21" Rem™ Choke BG w/ rifle sights Mossy Oak® Bottomland™	41"	8	—	9680/\$692.	
	21" Rem™ Choke Cantilever deer barrel (All black)	41"	8 1/4	—	9821/\$665.★	
	21" Fully Rifled Cantilever deer barrel (All black)	41"	8 1/4	—	9819/\$699.★	
	21" Fully Rifled deer barrel w/ rifle sights (All black)	41"	8	—	9676/\$633.	
	21" Rem™ Choke deer barrel w/ rifle sights †	41"	8	9837/\$605.	—	

Nominal stock dimensions: 14" length of pull. 1 1/2" drop at comb. 1 3/4" drop at heel. Nominal stock dimensions (Cantilever deer guns): 14 1/2" length of pull. 1 3/4" drop at comb. 1 3/4" drop at heel. †Rifle sighted Rem™ Choke deer shotguns supplied with a Rifled choke tube and Imp. Cyl. tube. *Model 11-87™ turkey and deer barrels are not equipped with a pressure compensating gas system, and will not function with target or light field loads. Note: Cantilever Rem™ Choke deer guns supplied with Improved Cylinder and new Extended Rifled choke tubes. SPS turkey guns supplied with Turkey Super Full and Improved Cylinder choke tubes. SPS-BG shotguns are supplied with Rifled, Improved Cylinder and Turkey Super Full choke tubes. *Manufacturer's Suggested Retail Price.

MODEL 11-87™ PREMIER®

Gauge	Barrel Length & Choke	Overall Length	Avg. Wt. (lbs.)	Order No./Price*	Satin	Gloss
12	30" Rem™ Choke LC (Light Contour)	50 1/2"	7 1/4	9871/\$644.	5287/\$644.	
	28" Rem™ Choke LC	48 1/2"	7 1/4	9873/\$644.	5289/\$644.	
	28" Rem™ Choke Left-Hand, LC	48 1/2"	7 1/4	9911/\$692.	—	
	26" Rem™ Choke LC	46"	7 1/4	9875/\$644.	5291/\$644.	
	21" Fully Rifled Cantilever deer barrel	41"	8 1/4	9831/\$699.★	—	

Nominal stock dimensions: 14" length of pull. 1 1/2" drop at comb. 2 1/2" drop at heel. Model 11-87™ deer barrels are not equipped with a pressure compensating gas system, and will not function with target or light field loads. LC = Light Contour *Manufacturer's Suggested Retail Price.

MODEL 11-87™ TARGET SHOTGUNS

Gauge	Description	Chambers	Barrel Length & Choke	Overall Length	Avg. Wt. (lbs.)	Order No./Price*
12	Sporting Clays	2 3/4"	28" Rem™ Choke LC	48 1/2"	7 1/4	5277/\$725.
		2 1/2"	26" Rem™ Choke LC	46 1/2"	7 1/4	5279/\$725.
	Premier™ Trap	2 3/4"	30" Rem™ Choke	50 1/2"	8 1/4	9886/\$708.
	Premier™ Trap Left-Hand	2 3/4"	30" Rem™ Choke	50 1/2"	8 1/4	9892/\$745.
	Premier™ Trap (Monte Carlo)	2 3/4"	30" Rem™ Choke	50 1/2"	8 1/4	9888/\$725.
	Premier™ Trap Left-Hand (Monte Carlo)	2 3/4"	30" Rem™ Choke	50 1/2"	8 1/4	9894/\$761.
	Premier™ Skeet	2 3/4"	26" Rem™ Choke	46"	8 1/4	9882/\$700.
	Premier™ Skeet Left-Hand	2 3/4"	26" Rem™ Choke	46"	8 1/4	9890/\$755.

Nominal stock dimensions (Skeet Guns): 14" length of pull. 1 1/2" drop at comb. 2 1/2" drop at heel. (11-87™ Trap-Straight Comb): 14 1/2" length of pull. 1 3/4" drop at comb. 1 3/4" drop at heel. (11-87™ Trap-Monte Carlo Stock): 14 1/2" length of pull. 1 3/4" drop at comb. 1 3/4" drop at heel. (Sporting Clays guns): 14 1/2" length of pull. 1 1/2" drop at comb. and 2 1/2" drop at heel. *Model 11-87™ Target barrels are not equipped with a pressure compensating gas system and are intended for use with target ammunition only. (5 1/2" dr. powder, 1 1/2" oz. lead shot - max.). Use of heavier field loads will damage the gun, unless a Model 11-87™ Premier™ Field Grade extra barrel is installed. Model 11-87™ barrels are not interchangeable with Model 1100™ barrels. See pages 50-51 for information on extra barrels. LC = Light Contour. *Manufacturer's Suggested Retail Price.

MODEL 1100™

Gauge/Bore	Barrel Length & Choke	Overall Length	Avg. Wt. (lbs.)	Order No./Price*	Satin	Gloss
12	25" Rem™ Choke (Special Field)	41"	7 1/4	5335/\$605.★	—	
20	28" Rem™ Choke	48"	7	5405/\$605.	5311/\$605.	
	26" Rem™ Choke	46"	6 3/4	5405/\$605.	5315/\$605.	
	28" Rem™ Choke 3" Magnum	48"	7	9597/\$605.	—	
	26" Rem™ Choke (Skeet 2 1/2" Chamber)	46"	6 3/4	9605/\$692.	—	
	23" Rem™ Choke (Special Field)	41"	6 1/4	5381/\$605.★	—	
	21" Rem™ Choke (Youth gun)	39 1/2"	6 1/4	5372/\$605.	—	
	21" Fully Rifled Cantilever deer barrel	41"	6 1/4	5261/\$652.★	—	
	21" Imp. Cyl. deer barrel w/ rifle sights	41"	6 1/4	5248/\$545.	—	
28	25" Mod.	45"	6 1/4	5416/\$647.	—	
	25" Skeet (Skeet 2 1/2" Chamber)	45"	6 1/4	5282/\$692.	—	
.410	25" Full	45"	7	5466/\$647.	—	
	25" Mod.	45"	7	5468/\$647.	—	
	25" Skeet (Skeet 2 1/2" Chamber)	45"	7	5500/\$692.	—	

Nominal stock dimensions: 14" length of pull. 1 1/2" drop at comb. 2 1/2" drop at heel. Youth gun has 13" length of pull. *Manufacturer's Suggested Retail Price. NOTE: All Model 1100™ .410 bore field guns have 3" chambers.

CUSTOM SHOP CENTERFIRE RIFLES

Model	Mag. Cap.	Barrel Length	Overall Length	Average Weight (Lbs.)	Twist	Classic Wood Stock	
Model 700™ Safari Grade						Right-hand	Left-hand
8mm Rem. Mag.	3	24"	44 1/2"	9	10"	✓	✓
375 H&H Mag.	3	24"	44 1/2"	9	12"		
416 Rem. Mag.	3	24"	44 1/2"	9	14"		
458 Win. Mag.	3	24"	44 1/2"	9	14"		
Model 700™ APR (African Plains Rifle)							
7mm. Rem Mag.	3	26"	46 1/2"	7 1/4	9 1/2"		
300 Win. Mag.	3	26"	46 1/2"	7 1/4	10"		
300 Wby. Mag.	3	26"	46 1/2"	7 1/4	12"		
338 Win. Mag.	3	26"	46 1/2"	7 1/4	10"		
375 H&H Mag.	3	26"	46 1/2"	7 1/4	12"		
Model 700™ AWR (Alaskan Wilderness Rifle)							
7mm. Rem Mag.	3	24"	44 1/2"	6 3/4	9 1/2"		
300 Win. Mag.	3	24"	44 1/2"	6 3/4	10"		
300 Wby. Mag.	3	24"	44 1/2"	6 3/4	12"		
338 Win. Mag.	3	24"	44 1/2"	6 3/4	10"		
375 H&H Mag.	3	24"	44 1/2"	6 3/4	12"		

1994 MODEL 700™ CLASSIC (CLEAN BARREL - NO SIGHTS)

6.5 x 55 Swedish★	4	22"	42 1/2"	7 1/4	8"		
-------------------	---	-----	---------	-------	----	--	--

★ NEW FOR 1994

MODEL 870™ WINGMASTER®

Gauge/ Bore	Barrel Length & Choke	Overall Length	Avg. Wt. (lbs.)	Order No./Price*
12	30" Rem™ Choke LC (Light Contour)	50 1/2"	7 1/4	5061 / \$479. 5053 / \$479.
	28" Rem™ Choke LC	48 1/2"	7	5063 / \$479. 5055 / \$479.
	28" Rem™ Choke Left-Hand, LC	48 1/2"	7	5531 / \$527. —
	26" Rem™ Choke LC	46 1/2"	6 1/2	5065 / \$479. 5057 / \$479.
	23" Rem™ Choke (Special Field)	41 1/2"	7	4871 / \$473. ★ —
	20" Fully Rifled Cantilever deer barrel	40 1/2"	8	5515 / \$532. ★ —
	20" Rem™ Choke deer barrel w/ rifle sights (Brushmaster®)†	40 1/2"	7 1/4	5527 / \$452. —
	20" Rem™ Choke deer barrel w/ rifle sights (Brushmaster®) L-H‡	40 1/2"	7 1/4	5529 / \$495. —
20	28" Rem™ Choke	48 1/2"	6 1/2	5068 / \$467. 5072 / \$467.
	26" Rem™ Choke	46 1/2"	6 1/2	5070 / \$467. 5074 / \$467.
	23" Rem™ Choke (Special Field)	41 1/2"	6 1/4	5219 / \$473. ★ —
	20" Fully Rifled Cantilever deer barrel	40 1/2"	7	5225 / \$532. ★ —
	20" Imp. Cyl. deer barrel w/ rifle sights‡	40 1/2"	6	5208 / \$432. —
28	25" Full	45 1/2"	6	4918 / \$504. —
	25" Mod.	45 1/2"	6	4920 / \$504. —
.410	23" Full	45 1/2"	6 1/4	4986 / \$504. —
	25" Mod.	45 1/2"	6 1/4	5086 / \$504. —

Nominal stock dimensions: (Field guns): 14" length of pull, (including recoil pad) (no recoil pad on 28-gauge, .410-bore). (Youth Gun — 13" length of pull), 1" drop at comb, 2 1/2" at heel. (Cantilever deer guns): 14 1/2" length of pull, 1 1/2" drop at comb, 2" drop at heel. NOTE: All 870 shotguns except .410 and Special Field have 5-shot capacity and come furnished with a 5-shot plug. Special Field and .410s have 4-shot capacity and a 5-shot plug. †Rifle sighted Rem™ Choke deer shotguns supplied with a Rifled choke tube and Imp. Cyl. tube. All 3" chambers handle 2 3/4" shells. LC= Light Contour. *Manufacturer's Suggested Retail Price.

MODEL 870™ SPECIAL PURPOSE

Gauge	Barrel Length & Choke	Overall Length	Avg. Wt. (lbs.)	Order No./Price*
12	28" Rem™ Choke Mossy Oak® Bottomland™ Camo	48 1/2"	7 1/4	5062 / \$440.
	26" Rem™ Choke Mossy Oak® Bottomland™ Camo	46 1/2"	7 1/4	5064 / \$440.
	21" Rem™ Choke turkey gun (All black)	41 1/2"	7	4984 / \$399.
	21" Rem™ Choke turkey gun Mossy Oak® Greenleaf® Camo	41 1/2"	7	5080 / \$453.
	20" Fully Rifled Cantilever deer barrel (All black)	40 1/2"	8	5002 / \$432. ★
	20" Rem™ Choke Cantilever deer barrel (All black)	40 1/2"	8	5004 / \$419. ★
	20" Fully Rifled deer barrel w/ rifle sights (All black)	40 1/2"	7	4988 / \$395. ★
	20" Rem™ Choke Big Game w/ rifle sights Mossy Oak® Bottomland™	40 1/2"	7	5076 / \$452.
	18" Marine Magnum™ (Nickel)†	38 1/2"	7 1/4	5012 / \$465.

Nominal stock dimensions: 14" length of pull, (including recoil pad), 1" drop at comb, 2 1/2" at heel. Rifle sighted Rem™ Choke deer shotguns supplied with a Rifled choke tube and Imp. Cyl. tube. All 5" chambers handle 2 3/4" shells. †Will not accept law enforcement accessories. Note: Cantilever Rem™ Choke deer guns supplied with Improved Cylinder and new Extended Rifled choke tubes. SPS turkey guns supplied with Turkey Super Full and Improved Cylinder choke tubes. SPS-BG shotguns are supplied with Rifled, Improved Cylinder and Turkey Super Full choke tubes. *Manufacturer's Suggested Retail Price.

MODEL 870™ EXPRESS®

Gauge/ Bore	Barrel Length & Choke	Overall Length	Avg. Wt. (lbs.)	Order No./Price*
12	28" Rem™ Choke	48 1/2"	7 1/4	5568 / \$292.
	26" Rem™ Choke	46 1/2"	7 1/4	5569 / \$292.
	28" Rem™ Choke w/ Black synthetic stock and fore-end	48 1/2"	7 1/4	5587 / \$299. ★
	26" Rem™ Choke w/ Black synthetic stock and fore-end	46 1/2"	7 1/4	5589 / \$299. ★
	Express® Combo (12-ga.)	48 1/2" / 40 1/2"	7 1/4	5571 / \$395.
	28" Rem™ Choke vent rib, and 20" I.C. deer barrel w/ rifle sights			
	21" Rem™ Choke Turkey	41 1/2"	7 1/4	5573 / \$305.
	20" Fully Rifled deer barrel w/ rifle sights	40 1/2"	7 1/4	5575 / \$320.
	20" Imp. Cyl. deer barrel w/ rifle sights	40 1/2"	7 1/4	5565 / \$287.
	Express Security 18" plain barrel†	38 1/2"	7 1/4	5559 / \$285.
20	Express® Combo (20-ga.)	48 1/2" / 40 1/2"	7 1/4	5585 / \$395.
	28" Rem™ Choke Vent Rib, and 20" I.C. deer barrel w/ rifle sights			
	28" Rem™ Choke	48 1/2"	6 1/2	5583 / \$292.
	26" Rem™ Choke	46 1/2"	6 1/2	5582 / \$292.
	21" Rem™ Choke (Youth gun)	39"	6	5561 / \$292.
	20" Fully Rifled deer Barrel w/ rifle sights	40 1/2"	6	5555 / \$320. ★
28	25" Mod.	45 1/2"	6 1/2	5599 / \$283. ★
.410	25" Full	45 1/2"	6 1/2	5601 / \$307.

Nominal stock dimensions: 14" length of pull (youth gun — 13" length of pull), 1" drop at comb, 2 1/2" drop at heel. †Will not accept law enforcement accessories. *Manufacturer's Suggested Retail Price.

MODEL 870™ TC TRAP GUNS

Gauge	Barrel Length & Choke	Overall Length	Avg. Wt. (lbs.)	Order No./Price*
12	30" Rem™ Choke	51"	8	6977 / \$613.
	30" Rem™ Choke (Monte Carlo)	51"	8 1/4	6979 / \$628.

Nominal stock dimensions (870™ Trap-Regular Stock): 14 1/2" length of pull, 1 1/2" drop at comb, 1 1/2" drop at heel. (870™ Trap-Monte Carlo Stock): 14 1/2" length of pull, 1 1/2" drop at comb, 1 1/2" drop at heel. *Manufacturer's Suggested Retail Price.

REM™ CHOKE TUBES (AVAILABLE AT REMINGTON DEALERS ONLY)

	10 Ga.	12 Ga.	20 Ga.
Rem™ Choke - Turkey Super Full (lead shot only)	—	✓	—
Rem™ Choke - Turkey Extra Full (lead shot only)	—	✓	—
Rem™ Choke - Full (12-ga. steel or lead, 20-ga. lead only)	✓	✓	✓
Rem™ Choke - Modified (steel or lead)	✓	✓	✓
Rem™ Choke - Improved Cylinder (steel or lead)	—	✓	✓
Rem™ Choke - Sporting Clays SC1 (Skeet) (steel or lead)	—	✓	—
Rem™ Choke - Sporting Clays SC2 (Imp. Skeet) (steel or lead)	—	✓	—
Rem™ Choke - Sporting Clays SC3 (Imp. Cyl.) (steel or lead)	—	✓	—
Rem™ Choke - Sporting Clays SC4 (Mod.) (steel or lead)	—	✓	—
Rem™ Choke - Sporting Clays SC5 (Full) (lead shot only)	—	✓	—
Rem™ Choke - Skeet (steel or lead)	—	✓	✓
Rem™ Choke - Improved Skeet (steel or lead)	—	✓	✓
Rem™ Choke - Trap Full 1 (lead shot only)	—	✓	—
Rem™ Choke - Trap Extra Full 1 (lead shot only)	—	✓	—
Rem™ Choke - Trap Super Full 1 (lead shot only)	—	✓	—
Rem™ Choke Extended Rifled★	—	✓	—
Rem™ Choke Rifled	—	✓	—
Rem™ Choke Wrench	✓	✓	✓

†Specially designed for use in Remington overbored trap barrels only. Will not produce satisfactory patterns in standard bore barrels.

Monte Carlo Wood Stock	Kevlar® Reinforced Stock (22" BBL)	Stainless Steel Barreled Action With Kevlar® Reinforced Stock (22" BBL)
Right-hand only	Right-hand	Left-hand
✓	✓	✓
Laminated Classic wood Stock, 26" Custom Magnum Barrel Contour		
5945 / \$1,475.		
5947 / \$1,475.		
5949 / \$1,475.		
5951 / \$1,475.		
5953 / \$1,475.		
Kevlar® Reinforced Composite Stock, Custom Magnum Barrel Contour		
5915 / \$1,232.		
5917 / \$1,232.		
5919 / \$1,232.		
5921 / \$1,232.		
5923 / \$1,232.		

5759 / \$532.

RIFLE SPECIFICATIONS & PRICES

MODEL 700™

Calibers	Magazine Capacity	Barrel Length	Mtn Rifle	Sendero™ ¹ (26" Barrel)	Camo Synthetic	Overall Length/Avg. Wt. (lbs.)					Varmint Synthetic ¹		Twist R-H, 1 turn in
						BDL Stainless Synthetic	ADL & BDL	BDL European	Varmint Wood Stock	Special	(26" Heavy BBL)	(26" Fluted BBL)	
17 Rem.	5	24"	—	—	—	—	43 1/2" / 7 1/2	—	—	—	—	—	9"
220 Swift	4	24"	—	—	—	—	—	—	—	—	45 1/2" / 8 1/2 ★	45 1/2" / 8 1/2 ★	14"
222 Rem.	5	24"	—	—	—	—	43 1/2" / 7 1/2	—	43 1/2" / 9	—	—	—	14"
22-250 Rem.	4	24"	—	—	—	—	43 1/2" / 7 1/2	—	43 1/2" / 9	—	45 1/2" / 8 1/2 ★	45 1/2" / 8 1/2 ★	14"
	4	24"	—	—	—	—	43 1/2" / 7 1/2	—	—	—	—	—	14"
225 Rem.	5	24"	—	—	—	43 1/2" / 6 1/2	43 1/2" / 7 1/2	—	43 1/2" / 9	—	45 1/2" / 8 1/2 ★	45 1/2" / 8 1/2 ★	12"
6mm Rem.	4	22"	—	—	—	—	41 1/2" / 7 1/2	—	—	—	—	—	9 1/2"
	4	24"	—	—	—	43 1/2" / 6 1/2	—	—	43 1/2" / 9	—	—	—	9 1/2"
245 Win.	4	22"	41 1/2" / 6 1/2	—	41 1/2" / 6 1/2	—	41 1/2" / 7 1/2	41 1/2" / 7 1/2	—	—	—	—	9 1/2"
	4	22"	—	—	—	—	41 1/2" / 7 1/2	—	—	—	—	—	9 1/2"
	4	24"	—	—	—	43 1/2" / 6 1/2	—	—	43 1/2" / 9	—	—	—	9 1/2"
25-06 Rem.	4	24"	—	46 1/2" / 9 ★	—	44 1/2" / 6 1/2	44 1/2" / 7 1/2	—	—	—	—	—	10"
	4	22"	42 1/2" / 6 1/2	—	—	—	—	—	—	—	—	—	10"
257 Roberts	4	22"	41 1/2" / 6 1/2	—	—	—	—	—	—	—	—	—	10"
270 Win.	4	22"	42 1/2" / 6 1/2	—	—	—	42 1/2" / 7 1/2	42 1/2" / 7 1/2	—	—	—	—	10"
	4	22"	—	—	—	—	42 1/2" / 7 1/2	—	—	—	—	—	10"
	4	24"	—	46 1/2" / 9 ★	—	44 1/2" / 6 1/2	—	—	—	—	—	—	10"
280 Rem.	4	22"	42 1/2" / 6 1/2	—	—	—	42 1/2" / 7 1/2	42 1/2" / 7 1/2	—	—	—	—	9 1/2"
	4	24"	—	—	—	44 1/2" / 6 1/2	—	—	—	—	—	—	9 1/2"
7mm-08 Rem.	4	22"	41 1/2" / 6 1/2	—	—	—	41 1/2" / 7 1/2	41 1/2" / 7 1/2	—	—	—	—	9 1/2"
	4	24"	—	—	—	43 1/2" / 6 1/2	—	—	43 1/2" / 9	—	—	—	9 1/2"
7mm Mauser (7x57)	4	22"	41 1/2" / 6 1/2	—	—	—	—	—	—	—	—	—	9 1/2"
7mm Rem. Mag. ²	3	24"	—	46 1/2" / 9 ★	44 1/2" / 7	44 1/2" / 7	44 1/2" / 7 1/2	44 1/2" / 7 1/2	—	—	—	—	9 1/2"
	3	24"	—	—	—	—	44 1/2" / 7 1/2	—	—	—	—	—	9 1/2"
7mm Wby. Mag.	3	24"	—	—	—	44 1/2" / 7	—	—	—	—	—	—	9 1/2"
30-06	4	22"	42 1/2" / 6 1/2	—	42 1/2" / 6 1/2	—	42 1/2" / 7 1/2	42 1/2" / 7 1/2	—	—	—	—	10"
	4	22"	—	—	—	—	42 1/2" / 7 1/2	—	—	—	—	—	10"
	4	24"	—	—	—	44 1/2" / 6 1/2	—	—	—	—	—	—	10"
308 Win.	4	22"	41 1/2" / 6 1/2	—	—	—	41 1/2" / 7 1/2	41 1/2" / 7 1/2	—	—	—	—	10"
	4	24"	—	—	—	43 1/2" / 6 1/2	—	—	43 1/2" / 9	—	45 1/2" / 8 1/2 ★	45 1/2" / 8 1/2 ★	12" ²
	4	22"	—	—	—	—	41 1/2" / 7 1/2	—	—	—	—	—	10"
300 Win. Mag.2	3	24"	—	46 1/2" / 9 ★	—	44 1/2" / 7	44 1/2" / 7 1/2	—	—	—	—	—	10"
300 Wby. Mag.2	3	24"	—	—	—	44 1/2" / 7	—	—	—	—	—	—	12"
35 Whelen	4	22"	—	—	—	—	42 1/2" / 7 1/2	—	—	—	—	—	16"
338 Win. Mag.2	3	24"	—	—	—	44 1/2" / 7	44 1/2" / 7 1/2	—	—	—	—	—	10"
	3	24"	—	—	—	—	44 1/2" / 7 1/2	—	—	—	—	—	10"
Stock	Length of Pull		13 1/2"	13 1/2"	13 1/2"	13 1/2"	13 1/2"	13 1/2"	13 1/2"	13 1/2"	13 1/2"	13 1/2"	
Dimensions:	Drop at Comb (from centerline of bore)		3/4"	3/4"	1/2"	1/2"	1/2"	1/2"	1/2"	1/2"	3/4"	3/4"	
	Drop at Heel (from centerline of bore)		3/4"	3/4"	3/4"	3/4"	1 3/4"	1 3/4"	1 3/4"	1 3/4"	3/4"	3/4"	

¹Sendero™, Varmint Synthetic Stainless Fluted and Varmint Synthetic equipped with a 26" barrel only. LH = Left Hand. All Model 700™ and Model Seven™ rifles come with sling swivel studs. The BDL, BDL European, Camo Synthetic, ADL, and Seven™ (except Seven™ chambered for 17 Remington) are furnished with sights. The BDL Stainless Synthetic, Mountain Rifle, Classic, and Varmint guns have clean barrels. All Remington centerfire rifles are drilled and tapped for scope mounts. ²Twist for BDL Stainless Synthetic in 308 Win. is R-H, one turn in 10".

MODEL 7400™ AND MODEL 7600™

Calibers	Barrel Length	Overall Length	Twist R-H 1 turn in	Avg. Wt. (lbs.)	Order No./Manufacturers Suggested Retail Price				
					7400™ Satin	7400™ Gloss	7400™ SP	7600™ Satin	7600™ Gloss
243 Win.	22"	42 1/2"	9 1/2"	7 1/2	9755 / \$524.	—	—	4653 / \$496.	—
270 Win.	22"	42 1/2"	10"	7 1/2	9757 / \$524.	9759 / \$524.	4704 / \$524.	4655 / \$496.	4667 / \$496.
280 Rem.	22"	42 1/2"	9 1/2"	7 1/2	9761 / \$524.	—	—	4663 / \$496.	—
30-06 Carbine	18 1/2"	39 1/2"	10"	7 1/2	9769 / \$524.	—	—	4661 / \$496.	—
30-06	22"	42 1/2"	10"	7 1/2	9763 / \$524.	9765 / \$524.	4706 / \$524.	4657 / \$496.	4671 / \$496.
308 Win.	22"	42 1/2"	10"	7 1/2	9767 / \$524.	—	—	4659 / \$496.	—
35 Whelen	22"	42 1/2"	16"	7 1/2	4699 / \$524.	—	—	4665 / \$496.	—

Nominal stock dimensions: 13 1/2" length of pull, 1 1/2" drop at comb, 2 1/4" drop at heel. Model 7600 also accepts 30-06 and 308 Accelerator* cartridges.

MODEL XP-100™

Models	Barrel Length	Overall Length	Stock	Avg. Wt. (lbs.)	Order No./Manufacturers Suggested Retail Price
223 Rem.	14 1/2"	21 1/2"	Laminated	4 1/2	5584 / \$548.
7mm BR Rem.	14 1/2"	21 1/2"	Laminated	4 1/2	5586 / \$548.
	10 1/2"	17 1/2"	Walnut	3 1/2	5469 / \$625.
7mm-08 Rem.	14 1/2"	21 1/2"	Laminated	4 1/2	5588 / \$548.
55 Rem.	14 1/2"	21 1/2"	Laminated	4 1/2	5590 / \$548.

NOTE: For full specifications of the Model XP-100™ Custom and Model XP-100R™ Repeater see your dealer for a copy of our Custom Gun Shop brochure. A brochure can also be obtained by writing to: Custom Gun Shop, B-6220, Remington Arms Company, Wilmington, DE 19898.

★ NEW FOR 1994

Mtn Rifle	Sendero™ (26" Barrel)	Camo Synthetic	Overall Length/Avg. Wt. (lbs.)						Varmint Special Wood Stock	Varmint Synthetic¹	
			BDL Stainless Synthetic	ADL	BDL	BDL European				(26" Heavy BBL)	(26" Fluted BBL)
—	—	—	—	—	5801 / \$559.	—	—	—	—	—	—
—	—	—	—	—	—	—	—	—	9683 / \$652. ★	9741 / \$799. ★	—
—	—	—	—	—	5781 / \$552.	—	—	5821 / \$565.	—	—	—
—	—	—	—	—	5783 / \$532.	—	—	5823 / \$565.	9701 / \$652. ★	9745 / \$799. ★	—
—	—	—	—	—	5749 / \$559. ^{LH}	—	—	—	—	—	—
—	—	—	9729 / \$585.	—	5798 / \$532.	—	—	5825 / \$565.	9703 / \$652. ★	9745 / \$799. ★	—
—	—	—	—	—	5785 / \$532.	—	—	—	—	—	—
—	—	—	9731 / \$585.	—	—	—	—	5827 / \$565.	—	—	—
5614 / \$532.	—	5786 / \$581.	—	5767 / \$452.	5787 / \$532.	6084 / \$532.	—	—	—	—	—
—	—	—	—	—	5819 / \$559. ^{LH}	—	—	—	—	—	—
—	—	—	9735 / \$585.	—	—	—	—	5829 / \$565.	—	—	—
—	9675 / \$652. ★	—	9707 / \$585.	—	5789 / \$532.	—	—	—	—	—	—
5606 / \$532.	—	—	—	—	—	—	—	—	—	—	—
5600 / \$532.	—	—	—	—	—	—	—	—	—	—	—
5630 / \$532.	—	—	—	5771 / \$452.	5791 / \$532.	6088 / \$532.	—	—	—	—	—
—	—	—	—	—	5811 / \$559. ^{LH}	—	—	—	—	—	—
—	9677 / \$652. ★	—	9709 / \$585.	—	—	—	—	—	—	—	—
5632 / \$532.	—	—	—	—	5797 / \$532.	6092 / \$532.	—	—	—	—	—
—	—	—	9713 / \$585	—	—	—	—	—	—	—	—
5616 / \$532.	—	—	—	—	5799 / \$532.	6094 / \$532.	—	—	—	—	—
—	—	—	9737 / \$585.	—	—	—	—	5835 / \$565.	—	—	—
5629 / \$532.	—	—	—	—	—	—	—	—	—	—	—
—	9679 / \$679. ★	5802 / \$608.	9692 / \$612.	5777 / \$479.	5803 / \$559.	6104 / \$559.	—	—	—	—	—
—	—	—	—	—	5815 / \$585. ^{LH}	—	—	—	—	—	—
—	—	—	9690 / \$612.	—	—	—	—	—	—	—	—
5634 / \$532.	—	5792 / \$581.	—	5773 / \$452.	5793 / \$532.	6098 / \$532.	—	—	—	—	—
—	—	—	—	—	5813 / \$559. ^{LH}	—	—	—	—	—	—
—	—	—	9717 / \$585.	—	—	—	—	—	—	—	—
5618 / \$532.	—	—	—	5775 / \$452.	5795 / \$532.	6100 / \$532.	—	—	—	—	—
—	—	—	9739 / \$585.	—	—	—	—	5833 / \$565.	9705 / \$652. ★	9747 / \$799. ★	—
—	—	—	—	—	5818 / \$559. ^{LH}	—	—	—	—	—	—
—	9681 / \$679. ★	—	9694 / \$612.	—	5807 / \$559.	—	—	—	—	—	—
—	—	—	9727 / \$612.	—	—	—	—	—	—	—	—
—	—	—	—	—	5796 / \$559.	—	—	—	—	—	—
—	—	—	9696 / \$612.	—	5805 / \$559.	—	—	—	—	—	—
—	—	—	—	—	5751 / \$585. ^{LH}	—	—	—	—	—	—

MODEL SEVEN™

Calibers	Mag. Capacity	Barrel Length	Overall Length	Twist R-H 1 turn in	Avg. Wt. (lbs.)	Order No./Manufacturers Suggested Retail Price
17 Rem.	5	18 1/2"	37 3/4"	9"	6 1/4	4792 / \$559.
225 Rem.	5	18 1/2"	37 3/4"	12"	6 1/4	4720 / \$532.
243 Win.	4	18 1/2"	37 3/4"	9 1/2"	6 1/2	4782 / \$532.
	4	18 1/2"	36 3/4" (Youth)	9 1/2"	6	4774 / \$439. (Youth)
	4	20"	39 1/2"	9 1/2"	6 1/4	4739 / \$585. (Stainless) ★
6mm Rem.	4	18 1/2"	37 3/4"	9 1/2"	6 1/4	4784 / \$532.
	4	18 1/2"	36 3/4" (Youth)	9 1/2"	6	4776 / \$439. (Youth)
7mm-08 Rem.	4	18 1/2"	37 3/4"	9 1/2"	6 1/4	4786 / \$532.
	4	18 1/2"	36 3/4" (Youth)	9 1/2"	6	4778 / \$439. (Youth)
	4	20"	39 1/2"	9 1/2"	6 1/4	4741 / \$585. (Stainless) ★
308 Win.	4	18 1/2"	37 3/4"	10"	6 1/2	4788 / \$552.
	4	20"	39 1/2"	10"	6 1/2	4743 / \$585. (Stainless) ★

Nominal stock dimensions: 13 3/4" length of pull, 1/2" drop at comb, 3/8" drop at heel. Youth gun has 12 3/4" length of pull. NOTE: Model Seven™ Mannlicher and Model Seven™ KS versions are available from the Remington Custom Shop through your local dealer. A brochure can also be obtained by writing to: Custom Gun Shop, B-6220, Remington Arms Company, Wilmington, DE 19898. NOTE: 17 Rem is provided without sights.

RIMFIRE RIFLES

Model	Action	Barrel Length	Overall Length	Avg. Wt. (lbs.)	Mag. Cap.	Order No./Manufacturers Suggested Retail Price
522™ Viper™	Semi-Auto	20"	40"	4 1/4	10-Shot Clip	9792 / \$165.
541-T™	Bolt	24"	42 1/2"	5 1/4	5-Shot Clip°	9824 / \$399.
541-T™ HB	Bolt	24"	42 1/2"	6 1/2	5-Shot Clip°	9822 / \$425.
581-S™	Bolt	24"	42 1/2"	5 1/4	5-Shot Clip°	9848 / \$212.
552™ BDL Deluxe Speedmaster®	Semi-Auto	21"	40"	5 1/2	15 Long Rifle	5594 / \$265.
572™ BDL Deluxe Fieldmaster®	Pump	21"	40"	5 1/2	15 Long Rifle	5624 / \$279.

Nominal stock dimensions: (581-S): 13 3/4" length of pull, 1 3/8" drop at comb, 2 3/8" drop at heel; (541-T): 15 1/2" length of pull, 3/4" drop at comb, 7/8" drop at heel; (552/572): 13 3/4" length of pull, 1 1/4" drop at comb, 2 3/8" drop at heel; (522): 13 3/4" length of pull, 1 3/8" drop at comb, 2 3/8" drop at heel. °Extra 5-shot or 10-shot clip available at extra cost from your Remington dealer.

MODEL 870™ EXTRA BARRELS - 3" CHAMBERS

Model 870™ extra barrels with 3" chambers used on Magnum receivers will handle both 2½" and 3" shells. Use only 2½" shells when these barrels are used on non-magnum receivers.

Length & Choke	12-ga.	20-ga.*
Field Grade, Vent Rib, Wingmaster®		
30" Rem™ Choke, Light Contour	6215	—
30" Rem™ Choke	4576	—
28" Rem™ Choke, Light Contour	6217	—
28" Rem™ Choke	4580	4606
26" Rem™ Choke, Light Contour	6219	—
26" Rem™ Choke	4582	4608
L-H, Field Grade, Vent Rib, Wingmaster®		
28" Rem™ Choke, Light Contour	6221	—
26" Rem™ Choke, Light Contour	6241	—
Deer Barrel, Cantilever Scope Mount†		
20" Fully Rifled	4557 ★	4561 ★
Deer Barrel, Rifle Sights		
20" Rem™ Choke	4545	—
20" Rem™ Choke (L-H)‡	4547	—
20" Fully Rifled	4558	—
20" Imp. Cyl.	—	4578
SP Deer Barrel, Cantilever Scope Mount†		
20" Fully Rifled	6229 ★	—
20" Rem™ Choke†	6227 ★	—
SP Deer, Rifle Sights		
20" Rem™ Choke‡	4549	—
20" Fully Rifled	6239	—
Express® Deer, Rifle Sights	4622	—
SP, Vent Rib		
30" Rem™ Choke	4590	—
28" Rem™ Choke	6225	—
26" Rem™ Choke	4592	—
Special Field® Vent Rib		
21" Rem™ Choke	4594	4610

D & F Grades (engraved): Special Order

*20-gauge 870" Lightweight barrels will not fit 20-gauge standard 870" guns.

**Special Field barrels will not fit regular Model 870" guns.

MODEL SP-10™ EXTRA BARRELS - 3½" CHAMBERS

Length & Choke	Order No.
SP Magnum, Vent Rib	
30" Rem™ Choke	7594
26" Rem™ Choke	7598
SP Deer Barrel/Rifle Sights	
22" Rem™ Choke‡	7592

MODEL 11-87™ PREMIER® EXTRA BARRELS - 3" CHAMBERS

Extra Barrels - 3" Chambers.

Length & Choke	Order No.
Deer Barrel†, Cantilever Scope Mount‡	
21" Fully Rifled	9615 ★
Deer Barrel/Rifle Sights	
21" Fully Rifled	9606
21" Rem™ Choke‡	9623
21" Rem™ Choke (L-H)‡	9625
SP Deer Barrels, Cantilever Scope Mount†	
21" Fully Rifled	4645 ★
21" Rem™ Choke†	4647 ★
SP Deer Barrels, Rifle Sights	
21" Rem™ Choke‡	9627
21" Fully Rifled	9609
SP Magnum, Vent Rib	
30" Rem™ Choke	4638
28" Rem™ Choke	9611
26" Rem™ Choke	4640
Premier®, Vent Rib	
30" Rem™ Choke, Light Contour	9600
30" Rem™ Choke	4642
28" Rem™ Choke, Light Contour	9602
28" Rem™ Choke	4644
26" Rem™ Choke, Light Contour	9604
26" Rem™ Choke	4646
L-H Premier®, Vent Rib (Bradley-type front sight & middle bead)	
28" Rem™ Choke, Light Contour	9607
26" Rem™ Choke, Light Contour	9629
Premier® Sporting Clays Barrel† (2½" chamber only)	
30" Rem™ Choke Sporting Clays	9524
28" Rem™ Choke Sporting Clays	9526
26" Rem™ Choke Sporting Clays	9528
Premier® Skeet Barrel† (2½" chamber only)	
26" Skeet	9621
26" Rem™ Choke	4624
Premier® Trap Barrel† (2½" chamber only)	
30" Trap Full	9613
30" Rem™ Choke	4626
28" Trap Full	9619
28" Rem™ Choke	4628

MODEL 870™ EXTRA BARRELS 2½" CHAMBERS

Model 870™ extra barrels with 2½" chambers will fit both Magnum and 2½" receivers. Use only 2½" shells in these barrels.

Length & Choke	12-ga.	20-ga. Lwt.	28-ga.	410 bore†
Field Grade				
25" Full	—	—	6288	6250
25" Mod.	—	—	6290	6264
25" Imp. Cyl.	—	—	6292	6266
Trap				
30" Rem™ Choke	4614	—	—	—
30" Trap Full	6192	—	—	—
30" Full (L-H)	6206	—	—	—
28" Rem™ Choke	4616	—	—	—
28" Trap Full	6198	—	—	—
Skeet				
26" Rem™ Choke	4612	6330	—	—
25" Skeet	—	—	6294	6268

D & F Grades (engraved): Special Order in all gauges

Rem™ Choke target barrels have Trap Full, Extra Full and Super Full, or Skeet and Improved Skeet, plus wrench. †410-bore Field barrels have 3" chambers and will handle both 2½" and 3" shells. 410-bore Skeet barrels have 2½" chambers and will only handle 2½" shells.

MODEL 1100™ EXTRA BARRELS - 2½" CHAMBERS

Length & Choke	12-ga.	20-ga. LT-20	28-ga.	410 bore*
Field Grade, Cantilever Scope Mount†				
21" Fully Rifled	6595 ★	6597 ★	—	—
Field Grade, Deer, Rifle Sights				
21" Fully Rifled	9570	—	—	—
21" Rem™ Choke‡	9565	—	—	—
21" Rem™ Choke (L-H)‡	9567	—	—	—
21" Imp. Cyl.	—	4458	—	—
SP Deer, Rifle Sights				
21" Rem™ Choke‡	9571	—	—	—
Special Field, Vent Rib				
21" Rem™ Choke	4430	4455	—	—
Steel Shot Barrel, 12 gauge				
30" Rem™ Choke	9505	—	—	—
26" Rem™ Choke	9509	—	—	—
Field Grade, Vent Rib				
30" Rem™ Choke	4488	—	—	—
28" Rem™ Choke	4464	4484	—	—
26" Rem™ Choke	4466	4486	—	—
30" Rem™ Choke (L-H)	4496	—	—	—
28" Rem™ Choke (L-H)	4476	—	—	—
26" Rem™ Choke (L-H)	4478	—	—	—
25" Full	—	—	6586	9580
25" Mod.	—	—	6588	9582
25" Imp. Cyl.	—	—	6590	9584
Trap, Vent Rib				
30" Rem™ Choke	4492	—	—	—
28" Rem™ Choke	4494	—	—	—
Skeet, Vent Rib				
26" Rem™ Choke	4490	4455	—	—
25" Skeet	—	—	6592	9586
Left-Hand, Vent Rib, Trap & Skeet				
30" Rem™ Choke (L-H)	4498	—	—	—
26" Skeet (L-H)	5688	—	—	—

D & F Grades (engraved): Special Order

NOTE: LT-20, 20-gauge Lightweight barrels (4400 Series) will not fit pre-1977 20-gauge Lightweight or standard 20-gauge Model 1100 shotguns. (Refer to parts list for pre-1977 barrels.) *410-bore Field barrels have 3" chambers and will handle 3" shells only. 410-bore Skeet barrels have 2½" chambers and will only handle 2½" shells.

PLEASE NOTE THE FOLLOWING AMMUNITION RECOMMENDATIONS FOR USE WITH THE MODEL 1100™ STEEL SHOT BARREL.

When used with Model 1100™ Magnum shotguns:

- Use 2½" magnum or 3" magnum steel shotshells.
- Use 2½" magnum or 3" magnum lead shotshells.

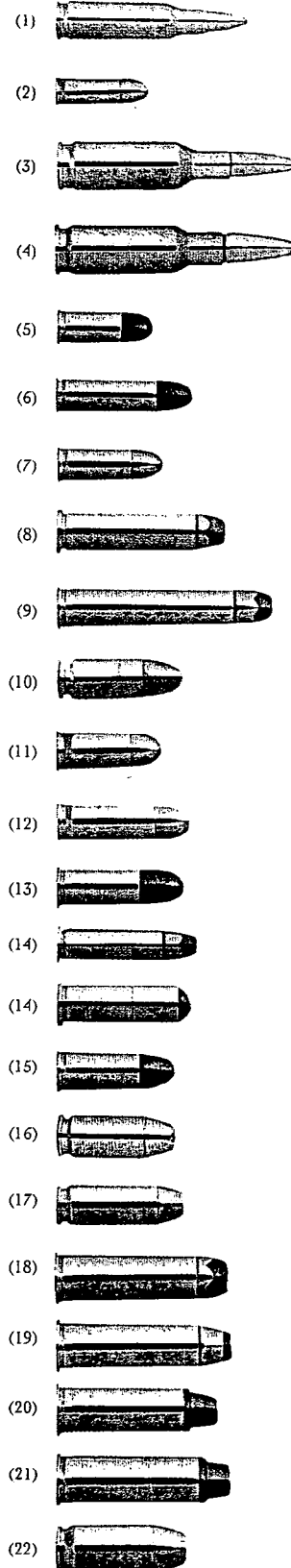
When used with Model 1100™ non-magnum shotguns:

- Use 2½" magnum or 3" magnum steel shotshells.
- Use 2½" magnum lead shot-shells. Do not use 3" magnum lead shotshells in non-magnum Model 1100™ shotguns, as this will cause extra wear and decrease the life of the gun.

† Cantilever Rem™ Choke Deer barrels supplied with Imp. Cyl. and new Extended Rifled choke tubes.

‡ Rifle sighted Rem™ Choke Deer barrels supplied with rifled and Imp. Cyl. choke tubes.

§ Scope not included.



REMINGTON PISTOL AND REVOLVER AMMUNITION BALLISTICS

Golden Saber Specifications

Caliber	Order No.	Primer No.	Wt. Grs.	Bullet Style	Velocity (FPS)	Energy (FT-LB)			Mid-Range Trajectory		
						Muzzle	50 Yds.	100 Yds.	Muzzle	50 Yds.	100 Yds.
(1) 22 REM. FIREBALL	R221F	1/2	50°	Pointed Soft Point	2650	2380	2130	780	630	505	0.2" 0.8" 10"
(2) 25 (6.35MM) AUTO. PISTOL	R25AP	1/2	50°	Metal Case	760	707	659	64	56	48	2.0" 8.7" 2"
(3) 6MM BR. REM.	R6MMBR	1/2	100°	Pointed Soft Point	Refer to page 30 for ballistics.						
(4) 7MM BR. REM.	R7MMBR	1/2	140°	Pointed Soft Point	Refer to page 30 for ballistics.						
(5) 32 S. & W.	R32SW	1/2	88°	Lead	680	645	610	90	81	73	2.5" 10.5" 3"
(6) 32 S. & W. LONG	R32SWL	1/2	98°	Lead	705	670	635	115	98	88	2.3" 10.5" 4"
(7) 32 (7.65MM) AUTO. PISTOL	R32AP	1/2	71°	Metal Case	905	865	810	129	115	92	1.4" 5.8" 4"
(8) 357 MAG.	R357M7	5/8	110	Semi-Jacketed H.P.	1295	1094	975	410	292	232	0.8" 3.5" 4"
Vented Barrel Ballistics	R357M1	5/8	125	Semi-Jacketed H.P.	1450	1240	1090	583	427	330	0.6" 2.8" 4"
	GS357MA	5/8	125	Brass-Jacketed Hollow Point	1220	1095	1009	413	333	283	0.8" 3.5" 4"
(Refer to page 90 for test details)	R357M2	5/8	158	Semi-Jacketed H.P.	1235	1104	1015	535	428	361	0.8" 3.5" 4"
	R357M3	5/8	158	Soft Point	1235	1104	1015	535	428	361	0.8" 3.5" 4"
	R357M5	5/8	158	Semi-Wadcutter	1235	1104	1015	535	428	361	0.8" 3.5" 4"
	R357M9	5/8	140	Semi-Jacketed H.P.	1360	1195	1076	575	444	360	0.7" 3.0" 4"
	R357M10	5/8	180	Semi-Jacketed H.P.	1145	1053	985	524	443	388	0.9" 3.9" 8"
	R357M11	5/8	125°	Semi-Jacketed H.P. (Med. Vel.)	1220	1077	984	413	322	269	0.8" 3.7" 4"
	R357MB	5/8	140	"Multi-Ball"	1155	829	663	418	214	156	1.2" 6.4" 4"
(9) 357 REM. MAXIMUM	R357MX	1/2	158°	Semi-Jacketed H.P.	1825	1588	1381	1168	885	669	1.0" 3.1" 10"
(10) 9MM LUGER	R9MM1	1/2	115	Jacketed H.P.	1155	1047	971	341	280	241	0.9" 3.9" 4"
AUTO. PISTOL	R9MM10★	1/2	124	Jacketed H.P.	1120	1028	960	346	291	254	1.0" 4.1" 4"
	R9MM2	1/2	124	Metal Case	1110	1030	971	339	292	259	1.0" 4.1" 4"
	R9MM3	1/2	115°	Metal Case	1135	1041	973	329	277	242	0.9" 4.0" 4"
	R9MM5	1/2	88	Jacketed H.P.	1500	1191	1012	440	277	200	0.6" 3.1" 4"
	R9MM6	1/2	115	Jacketed H.P. (+P)‡	1250	1113	1019	399	316	265	0.8" 3.5" 4"
	R9MM8	1/2	147	Jacketed H.P. (Subsonic)	990	941	900	320	289	264	1.1" 4.9" 4"
	R9MM9	1/2	147	Metal Case (Match)	990	941	900	320	289	264	1.1" 4.9" 4"
	GS9MMB★	1/2	124	Brass-Jacketed Hollow Point	1125	1031	963	349	293	255	1.0" 4.0" 4"
	GS9MMC	1/2	147	Brass-Jacketed Hollow Point	990	941	900	320	289	264	1.1" 4.9" 4"
(11) 380 AUTO. PISTOL	R380AP	1/2	95°	Metal Case	955	865	785	190	160	130	1.4" 5.9" 4"
	R380A1	1/2	88	Jacketed H.P.	990	920	868	191	165	146	1.2" 5.1" 4"
(12) 38 SUPER AUTO. COLT PISTOL (A)	R38SU1	1/2	115°	Jacketed H.P. (+P)‡	1300	1147	1041	431	336	277	0.7" 3.3" 5"
(13) 38 S. & W.	R38SW	1/2	146°	Lead	685	650	620	150	135	125	2.4" 10.0" 4"
(14) 38 SPECIAL	R38S1	1/2	95	Semi-Jacketed H.P. (+P)‡	1175	1044	959	291	230	194	0.9" 3.9" 4"
Vented Barrel Ballistics	R38S10	1/2	110	Semi-Jacketed H.P. (+P)‡	995	926	871	242	210	185	1.2" 5.1" 4"
	R38S16	1/2	110	Semi-Jacketed H.P.	950	890	840	220	194	172	1.4" 5.4" 4"
	R38S2	1/2	125°	Semi-Jacketed H.P. (+P)‡	945	898	858	248	224	204	1.3" 5.4" 4"
	GS38SB	1/2	125	Brass-Jacketed Hollow Point (+P)	975	929	885	264	238	218	1.0" 5.2" 4"
	R38S3	1/2	148	Targetmaster Lead W.C. Match	710	634	566	166	132	105	2.4" 10.8" 4"
	R38S4	1/2	158	Targetmaster Lead	755	723	692	200	183	168	2.0" 8.3" 4"
	R38S5	1/2	158	Lead (Round Nose)	755	723	692	200	183	168	2.0" 8.3" 4"
	R38S14	1/2	158	Semi-Wadcutter (+P)‡	890	855	823	278	257	238	1.4" 6.0" 4"
	R38S6	1/2	158	Semi-Wadcutter	755	723	692	200	183	168	2.0" 8.3" 4"
	R38S12	1/2	158	Lead H.P. (+P)‡	890	855	823	278	257	238	1.4" 6.0" 4"
	R38SMB	1/2	140°	"Multi-Ball"	830	731	506	216	130	80	2.0" 10.6" 4"
(15) 38 SHORT COLT	R38SC	1/2	125°	Lead	730	685	645	150	130	115	2.2" 9.4" 6"
(16) 40 S. & W.	R40SW1	5/8	155°	Jacketed H.P.	1205	1095	1017	499	413	356	0.8" 3.6" 4"
	R40SW2	5/8	180	Jacketed H.P.	1015	960	914	412	368	334	1.3" 4.5" 4"
	GS40SWA★	5/8	165	Brass-Jacketed Hollow Point	1150	1040	964	485	396	340	1.0" 4.0" 4"
	GS40SWB	5/8	180	Brass-Jacketed Hollow Point	1015	960	914	412	368	334	1.3" 4.5" 4"
(17) 10MM AUTO	R10MM2	2/3	200	Metal Case	1050	994	948	490	439	399	1.0" 4.2" 5"
	R10MM3	2/3	180°	Jacketed H.P. (Subsonic)	1055	997	951	446	397	361	1.0" 4.6" 5"
	R10MM4	2/3	180°	Jacketed H.P. (High Vel.)	1160	1079	1017	538	465	413	0.9" 3.8" 5"
(18) 41 REM. MAG.	R41MG1	2/3	210	Soft Point	1300	1162	1062	788	630	526	0.7" 3.2" 4"
Vented Barrel Ballistics	R41MG2	2/3	210	Lead	965	898	842	434	376	331	1.3" 5.4" 4"
	R41MG3	2/3	170°	Semi-Jacketed H.P.	1420	1166	1014	761	513	388	0.7" 3.2" 4"
(19) 44 REM. MAG.	R44MG5	2/3	180	Semi-Jacketed H.P.	1610	1365	1175	1036	745	651	0.5" 2.3" 4"
Vented Barrel Ballistics	R44MG1	2/3	240	Lead Gas Check	1350	1186	1069	971	749	608	0.7" 3.1" 4"
	R44MG2	2/3	240°	Soft Point	1180	1081	1010	741	623	543	0.9" 3.7" 4"
	R44MG3	2/3	240	Semi-Jacketed H.P.	1180	1081	1010	741	623	543	0.9" 3.7" 4"
	R44MG4	2/3	240	Lead (Med. Vel.)	1000	947	902	533	477	433	1.1" 4.8" 6"
	R44MG6	2/3	210	Semi-Jacketed H.P.	1495	1312	1167	1042	803	634	0.6" 2.5" 6"
(20) 44 S. & W. SPECIAL	R44SW	2/3	246	Lead	755	725	695	310	285	265	2.0" 8.3" 6"
	R44SW1	2/3	200°	Semi-Wadcutter	1035	938	866	476	391	333	1.1" 4.9" 6"
(21) 45 COLT	R45C	2/3	250	Lead	860	820	780	410	375	340	1.6" 6.6" 5"
	R45C1	2/3	225°	Semi-Wadcutter (Keith)	960	890	832	460	395	346	1.3" 5.5" 5"
(22) 45 AUTO.	R45AP1	2/3	185	Targetmaster Lead W.C. Match	770	707	650	244	205	174	2.0" 8.7" 5"
	R45AP2	2/3	185°	Jacketed H.P.	1000	939	889	411	362	324	1.1" 4.9" 5"
	R45AP4	2/3	230	Metal Case	835	800	767	356	326	300	1.6" 6.8" 5"
	R45AP6	2/3	185	Jacketed H.P. (+P)‡	1140	1040	971	534	445	387	0.9" 4.0" 5"
	GS45APA★	2/3	185	Brass-Jacketed Hollow Point	1015	951	899	423	372	332	1.1" 4.5" 5"
	GS45APB	2/3	230	Brass-Jacketed Hollow Point	875	833	795	391	355	323	1.5" 6.1" 5"
BLANK CARTRIDGES											
38 S. & W.	R38SWBL§	1/2	-	Blank	-	-	-	-	-	-	-
32 S. & W.	R32BLNK	5/8	-	Blank	-	-	-	-	-	-	-
38 SPECIAL	R38BLNK	1/2	-	Blank	-	-	-	-	-	-	-

Illustrated (not shown in actual size). **Will not chamber in 357 Mag. or 38 Special handguns. ‡Ammunition with (+P) on the case headstamp is loaded to higher pressure. Use only in firearms designed for this cartridge and so recommended by the gun manufacturer. §Subject to stock on hand. (A) Adapted only for 38 Colt Super and Colt Commander automatic pistols. Not for use in sporting, military and pocket models.

CENTERFIRE TABLES

17 REM.	264 WIN. MAG.
22 HORNET	270 WIN.
220 SWIFT	7mm BR REM.
222 REM.	7mm MAUSER (7 X 57)
222 REM. MAG.	7 x 64
223 REM.	7mm-08 REM.
22-250 REM.	280 REM.†
243 WIN.	7mm REM. MAG.
6mm REM.	7mm WBY. MAG.
6mm BR REM.	30 CARBINE
25-20 WIN.	30 REM.
250 SAV.	30-30 WIN. ACCELERATOR
257 ROBERTS	30-30 WIN.
25-06 REM.	300 SAVAGE
6.5 x 55 SWEDISH	Extended Range
	Safari Grade

Caliber	Remington	Bullet	Primer No.	Muzzle	100
	Order No.	Wt.-Grs.	Style		Yds.
17 Rem.	R17REM1	25	Hollow Point Power-Lok†	7 1/2	4040 3284
22 Hornet	R22HN1	45	Pointed Soft Point	6 1/2	2690 2042
	R22HN2	45	Hollow Point	6 1/2	2690 2042
220 Swift	R220S1	50	Pointed Soft Point	9 1/2	3780 3158
222 Rem.	R222R1	50	Pointed Soft Point	7 1/2	5140 2602
	R222R3	50	Hollow Point Power-Lok†	7 1/2	5140 2653
222 Rem. Mag.	R222M1	55	Pointed Soft Point	7 1/2	5240 2748
223 Rem.	R223R1	55	Pointed Soft Point	7 1/2	5240 2747
	R223R2	55	Hollow Point Power-Lok†	7 1/2	5240 2773
	R223R3	55	Metal Case	7 1/2	5240 2739
	R223R4	60	Hollow Point Match	7 1/2	5100 2712
22-250 Rem.	R22501	55	Pointed Soft Point	9 1/2	3680 3137
	R22502	55	Hollow Point Power-Lok†	9 1/2	3680 3209
243 Win.	R243W1	80	Pointed Soft Point	9 1/2	5350 2955
	R243W2	80	Hollow Point Power-Lok†	9 1/2	5350 2955
	R243W3	100	Pointed Soft Point Core-Lok†	9 1/2	2960 2697
	ER243WA	105	Extended Range	9 1/2	2920 2689
6MM Rem.	R6MM1	80	Pointed Soft Point	9 1/2	5470 3064
	R6MM4	100	Pointed Soft Point Core-Lok†	9 1/2	3100 2829
	ER6MMRA	105	Extended Range	9 1/2	5060 2822
6MM BR Rem.	R6MMBR	100	Pointed Soft Point	7 1/2	2550 2310
25-20 Win.	R25201	86	Soft Point	6 1/2	1460 1194
250 Sav.	R250SV	100	Pointed Soft Point	9 1/2	2820 2504
257 Roberts	R2571	117	Soft Point Core-Lok†	9 1/2	2650 2291
	ER257A	122	Extended Range	9 1/2	2600 2331
25-06 Rem.	R25062	100	Pointed Soft Point Core-Lok†	9 1/2	3230 2893
	R25063	120	Pointed Soft Point Core-Lok†	9 1/2	2990 2730
	ER2506A	122	Extended Range	9 1/2	2950 2706
6.5x55 Swedish	R65SWE1	140	Pointed Soft Point Core-Lok†	9 1/2	2550 2353
264 Win. Mag.	R264W2	140	Pointed Soft Point Core-Lok†	9 1/2	5030 2782
270 Win.	R270W1	100	Pointed Soft Point	9 1/2	5320 2924
	R270W2	130	Pointed Soft Point Core-Lok†	9 1/2	3060 2776
	R270W3	150	Bronze Point	9 1/2	5060 2802
	R270W4	150	Soft Point Core-Lok†	9 1/2	2850 2504
	ER270WB	135	Extended Range	9 1/2	5000 2780
	ER270WA	140	Extended Range Boat Tail	9 1/2	2960 2749
7MM Br Rem.	R7MMBR	140	Pointed Soft Point	7 1/2	2215 2012
7MM Mauser (7 x 67)	R7MSR1	140	Pointed Soft Point	9 1/2	2660 2435
7 x 64	R7X641	140	Pointed Soft Point	9 1/2	2950 2714
	R7X642	175	Pointed Soft Point Core-Lok†	9 1/2	2650 2445
7MM-08 Rem.	R7M081	140	Pointed Soft Point	9 1/2	2860 2625
	R7M083	120	Hollow Point	9 1/2	3000 2725
	ER7M08A	154	Extended Range	9 1/2	2715 2510
280 Rem.	R280R3	140	Pointed Soft Point	9 1/2	3000 2758
	R280R1	150	Pointed Soft Point Core-Lok†	9 1/2	2890 2624
	R280R2	165	Soft Point Core-Lok†	9 1/2	2820 2510
	R280R4S	120	Hollow Point	9 1/2	3150 2866
	ER280RA	165	Extended Range	9 1/2	2820 2623
7MM Rem. Mag.	R7MM12	150	Pointed Soft Point Core-Lok†	9 1/2	3110 2830
	R7MM13	175	Pointed Soft Point Core-Lok†	9 1/2	2860 2645
	R7MM14	140	Pointed Soft Point	9 1/2	3175 2923
	RS7MMA	160	Swift A-Frame™ PSP	9 1/2	2900 2659
	ER7MMA	165	Extended Range	9 1/2	2900 2699
7MM Wby Mag.	R7MWB1	140	Pointed Soft Point	9 1/2	5225 2970
	R7MWB2	175	Pointed Soft Point Core-Lok†	9 1/2	2910 2693
	ER7MWB4	165	Extended Range	9 1/2	2950 2747
30 Carbine	R30CAR	110	Soft Point	6 1/2	1990 1567
30 Rem.	R30REM	170	Soft Point Core-Lok†	9 1/2	2120 1822
30-30 Win. Accelerator	R3030A	55	Soft Point	9 1/2	5400 2695
30-30 Win.	R30301	150	Soft Point Core-Lok†	9 1/2	2390 1973
	R30302	170	Soft Point Core-Lok†	9 1/2	2200 1899
	R30303	170	Hollow Point Core-Lok†	9 1/2	2200 1899
	ER3030A	160	Extended Range	9 1/2	2300 1997
300 Savage	R30SV5	180	Soft Point Core-Lok†	9 1/2	2350 2025
	R30SV2	150	Pointed Soft Point Core-Lok†	9 1/2	2650 2354

These tables were calculated by computer. A standard scientific technique was used to predict trajectories from the best available data for each round. Trajectories shown typify the ammunition's performance at sea level, but note that they may vary due to atmospheric conditions, equipment, and the ammunition itself.

All velocity and energy figures in these charts have been derived by using test barrels of indicated lengths.

Ballistics shown are for 24" barrels, except those for 30 carbine, .350 Remington magnum and .44 Remington magnum, which are for 20" barrels, and the 6mm BR Remington and 7mm BR Remington which have a 15" barrel. These barrel lengths were chosen as representative, as it's impractical to show performance figures for all barrel lengths.

The muzzle velocities, muzzle energies and trajectory data in these tables represent the approximate performance expected of each specified loading. Differences in barrel lengths, internal firearm dimensions, temperature and test procedure can produce actual velocities that vary from those given here.


CENTERFIRE RIFLE VELOCITY VS. BARREL LENGTH

Muzzle Velocity	Approx. Change in Muzzle Velocity
Range (fps)	per 1" Change in Barrel Length (FPS)
2000-2500	10
2500-3000	20
3000-3500	30
3500-4000	40


Velocity - Feet Per Second					Energy - Foot-Pounds					Short Range Trajectory ¹					Long Range Trajectory ²										Barrel Length
300 Yds.	300 Yds.	400 Yds.	500 Yds.	Muzzle	100 Yds.	200 Yds.	300 Yds.	400 Yds.	500 Yds.	50 Yds.	100 Yds.	150 Yds.	200 Yds.	250 Yds.	300 Yds.	100 Yds.	150 Yds.	200 Yds.	250 Yds.	300 Yds.	400 Yds.	500 Yds.	600 Yds.	700 Yds.	
2644	2086	1606	1235	906	599	388	242	143	85	0.1	0.5	0.0	-1.5	-4.2	-8.5	2.1	2.5	1.9	0.0	-3.4	-17.0	-44.3	24"		
1502	1128	948	840	725	417	225	127	90	70	0.5	0.0	-2.4	-7.7	-16.9	-51.5	1.6	0.0	-4.5	-12.8	-26.4	-75.6	-163.4	24"		
1502	1128	948	840	725	417	225	127	90	70	0.5	0.0	-2.4	-7.7	-16.9	-51.5	1.6	0.0	-4.5	-12.8	-26.4	-75.6	-163.4	24"		
2617	2135	1710	1357	1094	760	506	325	204	121	0.2	0.5	0.0	-1.6	-4.4	-8.8	1.5	1.2	0.0	-2.5	-6.5	-20.7	-47.0	24"		
2125	1700	1350	1107	1094	762	500	321	202	136	0.5	0.9	0.0	-2.5	-6.9	-13.7	2.2	1.9	0.0	-3.8	-10.0	-32.3	-73.8	24"		
2182	1777	1432	1172	1094	771	529	351	228	152	0.5	0.9	0.0	-2.4	-6.6	-13.1	2.1	1.8	0.0	-3.6	-9.5	-32.5	-68.1	24"		
2305	1906	1556	1272	1282	922	649	444	296	198	0.4	0.8	0.0	-2.2	-6.0	-11.8	1.9	1.6	0.0	-3.3	-8.5	-26.7	-59.5	24"		
2504	1905	1554	1270	1282	921	648	443	295	197	0.4	0.8	0.0	-2.2	-6.0	-11.8	1.9	1.6	0.0	-3.3	-8.5	-26.7	-59.6	24"		
2552	1969	1627	1341	1282	959	675	473	325	220	0.4	0.8	0.0	-2.1	-5.8	-11.4	1.8	1.6	0.0	-3.2	-8.2	-25.5	-56.0	24"		
2526	1935	1587	1301	1282	929	660	456	307	207	0.4	0.8	0.0	-2.1	-5.9	-11.6	1.9	1.6	0.0	-3.2	-8.4	-26.2	-57.9	24"		
2355	2026	1726	1463	1280	979	739	547	397	285	0.5	0.8	0.0	-2.2	-6.0	-11.5	1.9	1.6	0.0	-3.2	-8.3	-25.1	-53.6	24"		
2656	2222	1832	1493	1654	1201	861	603	410	272	0.2	0.5	0.0	-1.6	-4.4	-8.7	2.3	2.6	1.9	0.0	-3.4	-15.9	-38.9	24"		
2785	2400	2046	1725	1654	1257	947	703	511	363	0.2	0.5	0.0	-1.5	-4.1	-8.0	2.1	2.5	1.8	0.0	-3.1	-14.1	-33.4	24"		
2595	2259	1951	1670	1993	1551	1194	906	676	495	0.5	0.7	0.0	-1.8	-4.9	-9.4	2.6	2.9	2.1	0.0	-3.6	-16.2	-37.9	24"		
2595	2259	1951	1670	1993	1551	1194	906	676	495	0.5	0.7	0.0	-1.8	-4.9	-9.4	2.6	2.9	2.1	0.0	-3.6	-16.2	-37.9	24"		
2449	2215	1995	1786	1945	1615	1332	1089	882	708	0.5	0.9	0.0	-2.2	-5.8	-11.0	1.9	1.6	0.0	-3.1	-7.8	-22.6	-46.3	24"		
2470	2261	2062	1874	1988	1686	1422	1192	992	819	0.5	0.9	0.0	-2.2	-5.8	-11.0	2.0	1.6	0.0	-3.1	-7.7	-22.2	-44.8	24"		
2694	2352	2036	1747	2139	1657	1289	982	736	542	0.5	0.6	0.0	-1.6	-4.5	-8.7	2.4	2.7	1.9	0.0	-3.5	-14.9	-35.0	24"		
2573	2352	2104	1889	2133	1777	1470	1207	983	792	0.4	0.8	0.0	-1.9	-5.2	-9.9	1.7	1.5	0.0	-2.8	-7.0	-20.4	-41.7	24"		
2596	2381	2177	1982	2185	1856	1571	1322	1105	916	0.4	0.8	0.0	-2.0	-5.2	-9.8	1.7	1.5	0.0	-2.7	-6.9	-20.0	-40.4	24"		
2083	1870	1671	1491	1444	1185	963	776	620	494	0.5	0.0	-1.9	-5.6	-11.4	-19.5	2.8	2.3	0.0	-4.3	-10.9	-31.7	-65.1	15"		
21030	9311	8588	7977	4077	2727	2033	1655	1411	1211	0.0	0.0	-1.4	-14.4	-31.8	-57.5	-92.0	0.0	-8.2	-23.5	-47.0	-79.6	-175.9	-319.4	24"	
2210	1936	1684	1461	1765	1392	1084	832	630	474	0.2	0.0	-1.6	-4.7	-9.6	-16.5	2.5	2.0	0.0	-3.7	-9.5	-28.3	-59.5	24"		
1961	1663	1404	1199	1824	1563	999	718	512	373	0.3	0.0	-1.9	-5.8	-11.9	-20.7	2.9	2.4	0.0	-4.2	-12.0	-36.7	-79.2	24"		
2078	1842	1625	1451	1851	1472	1170	919	715	555	0.3	0.0	-1.9	-5.5	-11.2	-19.1	2.8	2.3	0.0	-4.3	-10.9	-32.0	-66.4	24"		
2580	2287	2014	1762	2316	1858	1478	1161	901	689	0.4	0.7	0.0	-1.9	-5.0	-9.7	1.6	1.4	0.0	-2.7	-6.9	-20.5	-42.7	24"		
2484	2252	2032	1825	2382	1985	1644	1351	1100	887	0.5	0.8	0.0	-2.1	-5.6	-10.7	1.9	1.6	0.0	-3.0	-7.5	-22.0	-44.8	24"		
2492	2289	2052	1911	2325	1983	1683	1419	1189	989	0.5	0.9	0.0	-2.2	-5.7	-10.8	1.9	1.6	0.0	-3.0	-7.5	-21.7	-45.9	24"		
2164	1984	1814	1654	2021	1720	1456	1224	1023	850	0.3	0.0	-1.8	-5.4	-10.8	-18.2	2.7	2.2	0.0	-4.1	-10.1	-29.1	-58.7	24"		
2548	2326	2114	1914	2854	2406	2018	1682	1389	1139	0.5	0.8	0.0	-2.0	-5.4	-10.2	1.8	1.5	0.0	-2.9	-7.2	-20.8	-42.2	24"		
2561	2225	1916	1636	2448	1898	1456	1099	815	594	0.3	0.7	0.0	-1.8	-5.0	-9.7	2.7	2.0	0.0	-3.7	-9.5	-28.3	-59.5	24"		
2510	2259	2022	1801	2702	2225	1818	1472	1180	936	0.5	0.8	0.0	-2.0	-5.5	-10.4	1.8	1.5	0.0	-2.9	-7.4	-21.6	-44.3	24"		
2559	2329	2110	1904	2702	2267	1890	1565	1285	1046	0.4	0.8	0.0	-2.0	-5.5	-10.1	1.8	1.5	0.0	-2.8	-7.1	-20.6	-42.0	24"		
2183	1886	1618	1385	2705	2087	1587	1185	872	639	0.7	1.0	0.0	-2.5	-7.1	-13.6	2.3	2.0	0.0	-3.8	-9.7	-29.2	-62.2	24"		
2570	2569	2178	1995	2697	2315	1979	1682	1421	1193	0.5	0.8	0.0	-2.0	-5.3	-10.1	1.8	1.5	0.0	-2.8	-7.1	-20.4	-41.0	24"		
2548	2555	2171	1995	2723	2349	2018	1724	1465	1237	0.5	0.8	0.0	-2.1	-5.5	-10.3	1.9	1.5	0.0	-2.9	-7.2	-20.7	-41.6	24"		
1821	1643	1481	1356	1525	1259	1031	839	681	555	0.5	0.0	-2.7	-7.7	-15.4	-25.9	1.8	0.0	-4.1	-10.9	-20.6	-50.0	-95.2	15"		
2221	2018	1827	1648	2199	1843	1533	1266	1037	844	0.2	0.0	-1.7	-5.0	-10.0	-17.0	2.5	2.0	0.0	-3.8	-9.6	-27.7	-56.3	24"		
2489	2276	2073	1881	2705	2289	1926	1610	1356	1100	0.5	0.9	0.0	-2.1	-5.7	-10.7	1.9	1.6	0.0	-3.0	-7.6	-21.8	-44.2	24"		
2248	2061	1883	1716	2728	2522	1964	1650	1378	1144	0.2	0.0	-1.7	-4.9	-9.9	-16.8	2.5	2.0	0.0	-3.9	-9.4	-26.9	-54.3	24"		
2402	2189	1988	1798	2542	2142	1793	1490	1228	1005	0.6	0.9	0.0	-2.3	-6.1	-11.6	2.1	1.7	0.0	-3.2	-8.1	-23.5	-47.7	24"		
2467	2223	1992	1778	2398	1979	1621	1316	1058	842	0.5	0.8	0.0	-2.1	-5.7	-10.8	1.9	1.6	0.0	-3.0	-7.6	-22.3	-45.8	24"		
2515	2128	1950	1781	2520	2155	1832	1548	1300	1085	0.7	1.0	0.0	-2.5	-6.7	-12.6	2.3	1.9	0.0	-3.5	-8.8	-25.3	-51.0	24"		
2528	2509	2102	1905	2797	2363	1986	1657	1373	1128	0.5	0.8	0.0	-2.1	-5.5	-10.4	1.8	1.5	0.0	-2.9	-7.5	-21.1	-42.9	24"		
2573	2135	1912	1705	2781	2293	1875	1518	1217	968	0.6	0.9	0.0	-2.3	-6.2	-11.8	2.1	1.7	0.0	-3.3	-8.3	-24.2	-49.7	24"		
2220	1950	1701	1479	2913	2308	1805	1393	1060	801	0.2	0.0	-1.5	-4.6	-9.5	-16.4	2.3	1.9	0.0	-3.7	-9.4	-28.1	-58.8	24"		
2599	2348	2110	1887	2643	2188	1800	1468	1186	949	0.4	0.7	0.0	-1.9	-5.1	-9.7	2.8	2.0	0.0	-3.0	-7.3	-21.5	-43.7	24"		
2434	2255	2080	1915	2915	2520	2171	1860	1585	1345	0.6	0.9	0.0	-2.3	-6.1	-11.4	2.1	1.7	0.0	-3.2	-8.0	-22.8	-45.6	24"		
2568	2320	2085	1866	3221	2667	2196	1792	1448	1160	0.4	0.8	0.0	-1.9	-5.2	-9.9	1.7	1.5	0.0	-2.8	-7.0	-20.5	-42.1	24"		
2440	2244	2057	1879	3178	2718	2315	1956	1644	1372	0.6	0.9	0.0	-2.3	-6.0	-11.3	2.0	1.7	0.0	-3.2	-7.9	-22.7	-45.8	24"		
2684	2438	2245	2039	3153	2655	2240	1878	1564	1292	0.4	0.7	0.0	-1.8	-4.8	-9.1	2.6	2.9	2.0	0.0	-3.4	-14.5	-32.6	24"		
2450	2212	2006	1812	2987	2511	2097	1739	1450	1166	0.6	0.9	0.0	-2.2	-5.9	-11.3	2.0	1.7	0.0	-3.2	-7.9	-23.0	-46.7	24"		
2507	2324	2147	1979	3081	2669	2303	1978	1689	1434	0.5	0.9	0.0	-2.1	-5.7	-10.7	1.9	1.6	0.0	-3.0	-7.5	-21.4	-42.9	24"		
2729	2501	2283	2077	3233	2741	2315	1945	1621	1341	0.5	0.7	0.0	-2.1	-5.6	-10.8	2.5	2.8	2.0	0.0	-3.2	-14.0	-31.5	24"		
2486	2288	2098	1918	3293	2818	2401	2033	1711	1430	0.5	0.9	0.0	-2.2	-5.7	-10.8	1.									

CENTERFIRE TABLES

30-40 Krag



308 WIN. ACCELERATOR*



308 WIN.



30-06 ACCELERATOR



30-06 SPRINGFIELD



300 H&H MAG.



300 WIN. MAG.



300 WBY. MAG.



303 BRITISH




7.62 x 39mm




32-20 WIN.



32 WIN. SPECIAL



8mm MAUSER



8mm REM. MAG.




338 WIN. MAG.




35 REM.



350 REM. MAG.



35 WHELEN



375 H&H MAG.



416 REM. MAG.



44-40 WIN.



44 REM. MAG.



444 MAG.



45-70 GOVERNMENT



458 WIN. MAG.



Extended Range

Safari Grade

Caliber	Remington Order No.	Wt.-Grs.	Bullet Style	Primer No.	Muzzle
30-40 Krag	R30402	180	Pointed Soft Point Core-Lokt	9 1/2	2430
308 Win. Accelerator*	R308W5	55	Pointed Soft Point	9 1/2	3770
308 Win.	R308W1	150	Pointed Soft Point Core-Lokt	9 1/2	2820
	R308W2	180	Soft Point Core-Lokt	9 1/2	2620
	R308W3	180	Pointed Soft Point Core-Lokt	9 1/2	2620
	R308W7	168	Boat Tail H.P. Match	9 1/2	2680
	ER308WA	165	Extended Range Boat Tail	9 1/2	2700
	ER308WB	178	Extended Range	9 1/2	2620
30-06 Accelerator*	R50069	55	Pointed Soft Point	9 1/2	4080
30-06 Springfield	R30061	125	Pointed Soft Point	9 1/2	3140
	R30062	150	Pointed Soft Point Core-Lokt	9 1/2	2910
	R30063	150	Bronze Point	9 1/2	2910
	R3006B	165	Pointed Soft Point Core-Lokt	9 1/2	2800
	R30064	180	Soft Point Core-Lokt	9 1/2	2700
	R30065	180	Pointed Soft Point Core-Lokt	9 1/2	2700
	R30066	180	Bronze Point	9 1/2	2700
	R30067	220	Soft Point Core-Lokt	9 1/2	2410
	R3006C	168	Boat Tail H.P. Match	9 1/2	2710
	ER3006A	152	Extended Range	9 1/2	2910
	ER3006B	165	Extended Range Boat Tail	9 1/2	2800
	ER3006C	178	Extended Range	9 1/2	2720
300 H&H Mag.	R500HH	180	Pointed Soft Point Core-Lokt	9 1/2 M	2880
300 Win. Mag.	R300W1	150	Pointed Soft Point Core-Lokt	9 1/2 M	3290
	R300W2	180	Pointed Soft Point Core-Lokt	9 1/2 M	2960
	RS300WA	200	Swift A-Frame* PSP	9 1/2 M	2825
	ER300WA	178	Extended Range	9 1/2 M	2980
	ER300WB	190	Extended Range Boat Tail	9 1/2 M	2885
300 Wby. Mag.	R300WB1	180	Pointed Soft Point Core-Lokt	9 1/2 M	3120
	R300WB2	220	Soft Point Core-Lokt	9 1/2 M	2850
	ER300WBA	178	Extended Range	9 1/2 M	3120
	ER300WBB	190	Extended Range Boat Tail	9 1/2 M	3050
303 British	R303B1	180	Soft Point Core-Lokt	9 1/2	2460
7.62 x 39MM	R762391	125	Pointed Soft Point	7 1/2	2365
32-20 Win.	R32201	100	Lead	6 1/2	1210
	R32202	100	Soft Point	6 1/2	1210
32 Win. Special	R32WS2	170	Soft Point Core-Lokt	9 1/2	2250
8MM Mauser	R8MSR1	170	Soft Point Core-Lokt	9 1/2	2360
8MM Rem. Mag.	R8MM1	185	Pointed Soft Point Core-Lokt	9 1/2 M	3080
338 Win. Mag.	R338W1	225	Pointed Soft Point	9 1/2 M	2780
	R338W2	250	Pointed Soft Point	9 1/2 M	2660
	RS338WA	225	Swift A-Frame PSP	9 1/2 M	2785
35 Rem.	R35R1	150	Pointed Soft Point Core-Lokt	9 1/2	2300
	R35R2	200	Soft Point Core-Lokt	9 1/2	2080
350 Rem. Mag.	R350M1	200	Pointed Soft Point Core-Lokt	9 1/2 M	2710
35 Whelen	R35WH1	200	Pointed Soft Point	9 1/2 M	2675
	R35WH2	250	Soft Point	9 1/2 M	2400
	R35WH3	250	Pointed Soft Point	9 1/2 M	2400
375 H&H Mag.	R375M1	270	Soft Point	9 1/2 M	2690
	RS375MA	300	Swift A-Frame PSP	9 1/2 M	2530
416 Rem. Mag.	R416R1	400	Solid	9 1/2 M	2400
	R416R2	400	Swift A-Frame PSP	9 1/2 M	2400
	R416R3	350	Swift A-Frame PSP	9 1/2 M	2520
44-40 Win.	R4440W1	200	Soft Point	2 1/2	1190
44 Rem. Mag.	R44MG2	240	Soft Point	2 1/2	1760
	R44MG3	240	Semi-Jacketed Hollow Point	2 1/2	1760
	R44MG6	210	Semi-Jacketed Hollow Point	2 1/2	1920
444 Mag.	R444M1	240	Soft Point	9 1/2	2550
45-70 Government	R4570G	405	Soft Point	9 1/2	1350
	R4570L	500	Jacketed Hollow Point	9 1/2	1810
458 Win. Mag.	R458W1	500	Metal Case	9 1/2 M	2040
	R458W2	510	Soft Point	9 1/2 M	2040

VENTED TEST-BARREL BALLISTICS

This Remington-patented, industry-accepted method provides data that more precisely reflects actual use of revolver ammunition. It considers cylinder gap, barrel length, powder position, and production tolerances. Although our final values differ from conventional figures, the ammunition is unchanged. Key elements of our patented procedure include: (a) horizontal powder orientation; (b) cylinder gap: .008"; (c) barrel length: 4".

INTERCHANGEABILITY CHART

Cartridges within groups shown are interchangeable. Other substitutions should not be made without specific recommendation of the firearms manufacturer since improper combinations could result in firearm damage or personal injury.

Rimfire

22 W.R.F.
22 Remington Special
22 Win. Model 1890 in a 22 Win. Mag. Rimfire but not conversely

Centerfire

25-20 Remington
25-20 W.C.F.
25-20 Win.
25-20 Win. High Speed
25 W.C.F.
6mm Rem. (80 & 90 grain)
244 Rem.
25 Automatic
25 Auto. Colt Pistol (ACP)
25 (6.35mm) Automatic Pistol
6.35mm Browning
7mm Express* Rem.
280 Rem.
30-30 Sav.
30-30 Win.
30-30 Win. Accelerator*
30-30 Marlin
30-30 Win. High Speed
30 W.C.F.

NOTE A: *High-speed cartridges must not be used in revolvers. They should be used only in rifles made especially for them. NOTE B: Ammunition with (-P) on the case headstamp is loaded to higher pressure. Use only in firearms designated for this cartridge and so recommended by the gun manufacturer. NOTE C: Not for use in revolvers chambered for 32 S. & W. or 32 S. & W. Long. NOTE D: All 38 Special cartridges can be used in 357 Magnum revolvers but not conversely. NOTE E: 9mm sub-machine gun cartridges should not be used in handguns. NOTE F: 44 Russian and 44 S. & W. Special can be used in 44 Remington Magnum revolvers but not conversely. NOTE G: Not to be used in Win. M-66 and M-73.

Velocity - Feet Per Second							Energy - Foot-Pounds							Short Range Trajectory ¹							Long Range Trajectory ²							Barrel	
100	200	300	400	500	Muzzle	100	200	300	400	500	50	100	150	200	250	300	100	150	200	250	300	400	500	600	700	800	900	1000	Length
Yds.	Yds.	Yds.	Yds.	Yds.	Yds.	Yds.	Yds.	Yds.	Yds.	Yds.	Yds.	Yds.	Yds.	Yds.	Yds.	Yds.	Yds.	Yds.	Yds.	Yds.	Yds.	Yds.	Yds.	Yds.	Yds.	Yds.	Yds.	Yds.	Yds.
2215	2007	1815	1632	1468	2360	1957	1610	1314	1064	861	0.4	0.0	-2.1	-6.2	-12.5	-21.1	1.4	0.0	-3.4	-8.9	-16.8	-40.9	-78.1	-124	-180	-247	-326	-417	24"
3215	2726	2286	1888	1541	1735	1262	907	638	435	290	0.2	0.3	0.0	-1.5	-4.2	-8.2	2.2	2.5	1.8	0.0	-5.2	-15.0	-36.7	-67.7	-104.0	-145.3	-191.6	-242.9	24"
2533	2263	2009	1774	1560	2648	2137	1705	1344	1048	810	0.2	0.0	-1.5	-4.5	-9.3	-15.9	2.3	1.9	0.0	-3.6	-9.1	-26.9	-61.5	-109.1	-160.6	-216.1	-275.6	-338.1	24"
2274	1955	1666	1414	1212	2745	2066	1527	1109	799	567	0.5	0.0	-2.0	-5.9	-12.1	-20.9	2.9	2.4	0.0	-4.7	-12.1	-36.9	-85.9	-149.1	-226.6	-318.6	-415.1	-516.1	24"
2393	2178	1974	1782	1604	2745	2288	1896	1557	1269	1028	0.2	0.0	-1.8	-5.2	-10.4	-17.7	2.6	2.1	0.0	-4.0	-9.9	-28.9	-68.8	-124.8	-195.8	-271.8	-352.8	-437.8	24"
2493	2314	2143	1929	1823	2678	2318	1998	1715	1460	1239	0.2	0.0	-1.6	-4.7	-9.4	-15.9	2.4	1.9	0.0	-3.5	-8.9	-25.3	-60.6	-109.1	-160.6	-216.1	-275.6	-338.1	24"
2497	2305	2117	1941	1775	2670	2284	1942	1642	1379	1152	0.2	0.0	-1.6	-4.7	-9.4	-16.0	2.5	1.9	0.0	-3.5	-8.9	-25.6	-61.5	-109.1	-160.6	-216.1	-275.6	-338.1	24"
2415	2220	2034	1857	1691	2715	2306	1948	1655	1363	1130	0.2	0.0	-1.7	-5.1	-10.2	-17.2	2.5	2.1	0.0	-3.8	-9.6	-27.6	-65.8	-116.1	-171.6	-231.6	-296.1	-365.1	24"
3485	2965	2502	2083	1709	2035	1483	1074	764	530	336	0.4	1.0	0.9	0.0	-1.9	-3.0	1.8	2.1	1.5	0.0	-2.7	-12.5	-30.5	-67.5	-116.5	-171.5	-231.5	-301.5	24"
2780	2447	2138	1853	1595	2736	2145	1662	1269	955	706	0.4	0.8	0.0	-2.1	-5.6	-10.7	1.8	1.5	0.0	-3.0	-7.7	-23.0	-58.3	-104.3	-155.3	-211.3	-272.3	-338.3	24"
2617	2342	2085	1843	1622	2820	2281	1827	1445	1151	876	0.6	0.9	0.0	-2.3	-6.3	-12.0	2.1	1.8	0.0	-3.3	-8.5	-25.0	-61.8	-110.8	-163.8	-221.8	-284.8	-352.8	24"
2656	2416	2189	1974	1773	2820	2349	1944	1596	1298	1047	0.6	0.9	0.0	-2.2	-6.0	-11.4	2.0	1.7	0.0	-3.2	-8.0	-23.3	-58.5	-107.5	-158.5	-215.5	-278.5	-346.5	24"
2534	2285	2047	1825	1621	2872	2352	1909	1534	1220	963	0.7	1.0	0.0	-2.5	-6.7	-12.7	2.3	1.9	0.0	-3.6	-9.0	-26.3	-64.1	-113.1	-166.1	-224.1	-287.1	-355.1	24"
2348	2023	1727	1466	1251	2913	2203	1635	1192	859	625	0.2	0.0	-1.8	-5.5	-11.2	-19.5	2.7	2.5	0.0	-4.4	-11.5	-34.4	-77.7	-134.7	-201.7	-272.7	-347.7	-422.7	24"
2469	2250	2042	1846	1665	2915	2436	2023	1666	1362	1105	0.2	0.0	-1.6	-4.8	-9.7	-16.5	2.4	2.0	0.0	-3.7	-9.5	-27.0	-64.9	-113.9	-171.9	-234.9	-302.9	-375.9	24"
2485	2280	2084	1899	1725	2913	2468	2077	1736	1441	1189	0.2	0.0	-1.6	-4.7	-9.6	-16.2	2.4	2.0	0.0	-3.6	-9.1	-26.2	-63.0	-111.0	-168.0	-229.0	-294.0	-363.0	24"
2150	1870	1632	1422	1246	2837	2216	1708	1301	988	758	0.4	0.0	-2.5	-6.8	-13.8	-23.6	1.5	0.0	-3.7	-9.9	-19.0	-47.4	-95.1	-142.1	-198.1	-263.1	-332.1	-405.1	24"
2522	2346	2169	2005	1845	2739	2372	2045	1754	1497	1270	0.7	1.0	0.0	-2.5	-6.6	-12.4	2.3	1.9	0.0	-3.5	-8.6	-24.7	-61.4	-109.4	-161.4	-217.4	-277.4	-341.4	24"
2654	2415	2184	1968	1765	2838	2378	1965	1610	1307	1032	0.6	0.9	0.0	-2.5	-6.0	-11.4	2.0	1.7	0.0	-3.2	-8.0	-23.5	-58.7	-107.7	-158.7	-215.7	-278.7	-346.7	24"
2392	2094	1824	1582	1362	2872	2462	2100	1780	1500	1256	0.6	1.0	0.0	-2.4	-6.2	-11.8	2.1	1.8	0.0	-3.5	-8.2	-23.6	-58.8	-107.8	-158.8	-215.8	-278.8	-346.8	24"
2511	2311	2121	1939	1768	2924	2491	2111	1777	1486	1255	0.7	1.0	0.0	-2.6	-6.7	-12.7	2.3	1.9	0.0	-3.8	-9.8	-28.8	-69.8	-121.8	-181.8	-246.8	-316.8	-391.8	24"
2640	2412	2196	1990	1798	2515	2785	2325	1927	1585	1292	0.6	0.9	0.0	-2.5	-6.0	-11.5	2.1	1.7	0.0	-3.2	-8.0	-23.5	-58.7	-107.7	-158.7	-215.7	-278.7	-346.7	24"
2951	2636	2342	2068	1813	3605	2900	2314	1827	1424	1095	0.3	0.7	0.0	-1.8	-4.8	-9.5	2.6	2.9	2.1	0.0	-3.5	-15.4	-35.5	-78.5	-134.5	-201.5	-272.5	-347.5	24"
2745	2540	2344	2157	1979	3501	3011	2578	2196	1859	1565	0.5	0.8	0.0	-2.1	-5.5	-10.4	1.9	1.6	0.0	-2.9	-7.3	-20.9	-51.9	-99.9	-151.9	-208.9	-271.9	-340.9	24"
2395	2376	2167	1970	1785	3544	2989	2506	2086	1722	1412	0.6	1.0	0.0	-2.4	-6.3	-11.9	2.1	1.8	0.0	-3.3	-8.3	-24.0	-61.8	-110.8	-163.8	-221.8	-284.8	-352.8	24"
2769	2568	2375	2191	2015	3509	3030	2606	2250	1897	1605	0.5	0.8	0.0	-2.0	-5.4	-10.2	1.8	1.5	0.0	-2.9	-7.1	-20.4	-50.9	-98.9	-150.9	-207.9	-270.9	-338.9	24"
2691	2506	2327	2156	1995	3511	3055	2648	2283	1961	1675	0.5	0.9	0.0	-2.2	-5.7	-10.7	1.9	1.6	0.0	-3.0	-7.5	-21.4	-52.9	-100.9	-152.9	-209.9	-272.9	-340.9	24"
2866	2627	2400	2184	1979	3590	3284	2758	2301	1905	1655	0.4	0.7	0.0	-1.9	-5.0	-9.5	2.7	3.0	2.1	0.0	-3.5	-15.2	-34.2	-77.2	-133.2	-200.2	-271.2	-346.2	24"
2541	2285	1984	1756	1512	3567	3155	2480	1922	1471	1117	0.6	1.0	0.0	-2.5	-6.7	-12.9	2.3	1.9	0.0	-3.6	-9.1	-27.2	-66.8	-116.8	-171.8	-231.8	-296.8	-365.8	24"
2902	2695	2497	2308	2126	3847	3529	2870	2464	2104	1787	0.4	0.7	0.0	-1.8	-4.8	-9.1	2.6	2.9	2.0	0.0	-3.5	-14.5	-31.5	-74.5	-131.5	-202.5	-277.5	-352.5	24"
2830	2638	2455	2279	2110	3875	3578	2936	2542	2190	1878	0.4	0.8	0.0	-1.9	-5.1	-9.6	1.7	1.4	0.0	-2.7	-6.7	-19.2	-58.4	-106.4	-158.4	-215.4	-278.4	-346.4	24"
2124	1817	1542	1311	1137	2418	1803	1319	950	687	517	0.4	0.0	-2.3	-6.9	-14.1	-24.4	1.5	0.0	-3.8	-10.2	-19.8	-50.5	-101.5	-158.5	-221.5	-289.5	-362.5	-441.5	24"
2062	1785	1555	1320	1154	1532	1180	882	652	485	370	0.4	0.0	-2.5	-7.5	-14.5	-25.7	1.7	0.0	-4.8	-10.8	-20.7	-52.5	-104.0	-161.0	-223.0	-290.0	-361.0	-437.0	24"
1021	913	834	769	712	325	231	185	154	131	113	0.0	-6.3	-20.9	-44.9	-79.3	-125.1	0.0	-11.5	-32.3	-63.8	-106.3	-230.3	-413.3	-613.3	-833.3	-1063.3	-1303.3	-1553.3	24"
1021	913	834	769	712	325	231	185	154	131	113	0.0	-6.3	-20.9	-44.9	-79.3	-125.1	0.0	-11.5	-32.3	-63.6	-106.5	-230.5	-413.5	-613.5	-833.5	-1063.5	-1303.5	-1553.5	24"
1921	1626	1372	1175	1044	1911	1395	998	710	521	411	0.6	0.0	-2.9	-8.6	-17.6	-30.5	1.9	0.0	-4.7	-12.7	-24.7	-63.2	-126.9	-216.9	-316.9	-426.9	-546.9	-676.9	24"
1969	1622	1335	1123	997	2102	1463	993	671	476	375	0.5	0.0	-2.7	-8.2	-17.0	-29.8	1.8	0.0	-4.5	-12.4	-24.5	-63.8	-130.7	-240.7	-360.7	-480.7	-600.7	-720.7	24"
2761	2464	2186	1927	1688	3896	3151	2494	1965	1525	1170	0.5	0.8	0.0	-2.1	-5.6	-10.7	1.8	1.6	0.0	-3.0	-7.6	-22.5	-66.8	-124.8	-191.8	-262.8	-337.8	-412.8	24"
2372	2374	2184	2003	1832	3860	3305	2815	2385	2004	1676	0.6	1.0	0.0	-2.4	-6.3	-12.0	2.2	1.8	0.0	-3.3	-8.4	-24.0	-61.8	-110.8	-163.8	-221.8	-284.8	-352.8	24"
2456	2261	2075	1898	1731	3927	3348	2857	2389	1999	1663	0.2	0.0	-1.7	-4.9	-9.8	-16.6	2.4	2.0	0.0	-3.7	-9.3	-26.6	-63.6	-111.6	-168.6	-229.6	-294.6	-363.6	24"
2517	2266	2029	1808	1605	3871	3165	2565	2057	1633	1286	0.2	0.0	-1.5	-4.6	-9.4	-16.0	2.3	1.9	0.0	-3.6	-9.1	-26.7	-64.9	-113.9	-171.9	-234.9	-302.9	-375.9	24"
1874	1506	1218	1039	934	1762	1169	755	494	359	291	0.6	0.0	-3.0	-9.2	-19.1	-33.9	2.0	0.0	-5.1	-14.1	-27.8	-74.0	-152.5	-242.5	-342.5	-442.5	-542.5	-642.5	24"
1698	1576	1140	1001	911	1921	1280	841	577	445	369	0.8	0.0	-3.8	-11.5	-23.5	-41.2	2.5	0.0	-6.5	-17.1	-35.6	-87.7	-176.4	-286.4	-406.4	-526.4	-646.4	-766.4	24"
2410	2130	1870	1631	1421	3261	257																							

STREN® FISHING LINES. THE FINE LINE BETWEEN SPORT AND SCIENCE.



Since 1958, Stren® has been the line of choice for millions of fisherman, from young anglers who dream of catching their first bluegill, to saltwater professionals stalking IGFA records. Stren® gives them both a light, strong, and sensitive connection to their quarry. And with the addition of new Stren® Kevlar®, there's a line spec for every species from sunnies to sailfish. You can see the whole family of Stren® lines and accessories at your favorite tackle shop. Or, drop us a line, and we'll send you a copy of our latest catalog. Write to: Stren® catalog, B-6263B, 1007 Market Street, Wilmington, DE 19898.



Accelerator, Brushmaster, CBee, Core-Lokt, Duplex, Express, Fieldmaster, Fireball, Kleanbore, Nitro Mag, Power-Lokt, Power Piston, Premier, Rangemaster, Remington, ShurShot, Slugger, Speedmaster, Sportsman, Targetmaster, Wingmaster and Yellow Jacket are trademarks registered in the U.S. Patent & Trademark Office by Remington Arms Company, Inc. Bronze Point, Bullet, Copper-Lokt, Copper Solid, Cyclone, Driving Band, Express-Steel, Figure 8, Golden, Golden Saber, Marine Magnum, Model XP-100, Model XP-100R, Model XP-22R, Model Seven, Model 11-87, Model 40-XB, Model 40-XBBR, Model 40-XC, Model 40-XR, Model 522, Model 541-T, Model 552, Model 572, Model 581-S, Model 700, Model 870, Model 90-T, Model 1100, Model 7400, Model 7600, Nitro-Steel, Peerless, Rem, Rem-Lite, Rustless, SP-10, Thunderbolt, UMC, Viper and Wetproof are trademarks of Remington Arms Company, Inc., Wilmington, DE 19898. Cordura, Imron, Magnathin, Kevlar, Stren, and Zytel are trademarks registered in the U.S. Patent & Trademark Office by E.I. DuPont de Nemours & Company (Inc.). High Impact, Magnum 7/20, and Magnum 14/40 are trademarks of

E.I. DuPont de Nemours & Company (Inc.), Wilmington, DE 19898. A-Frame is a trademark of Swift Bullet Co. Mossy Oak®, "Bottomland", Greenleaf, ©1986, Haas Outdoors, Inc.

Weights, stock dimensions, checkering pattern and wood grain may vary according to the individual firearm. Remington reserves the right to change or modify its products without notice. Pricing may vary by model, specification, color, size and availability. All prices shown are manufacturer's suggested retail prices and are subject to change without notice.

Follow the safety rules printed in firearms instruction books and on ammunition boxes. If you do not have an instruction book for your Remington firearm write Remington Arms Company, Inc., Ilion, New York 13357, for a free copy. Please specify the model and serial number.

The firearms herein have been photographed with their actions closed to properly showcase their features. In actual practice, any firearm not in use must be left with ammunition removed, and its action open for safety.

Remington Arms Company, Inc.

Wilmington, DE 19898.

Telephone numbers:

Arms Service - Parts and Repairs (315) 895-7791

Custom Shop - (315) 895-3288

Consumer Information - (502) 773-5291

Remington.