

**REMINGTON ARMS COMPANY INC.
ILION, NY PLANT SITE**

**TECHNICAL DIVISION
TEST & MEASUREMENTS LAB**

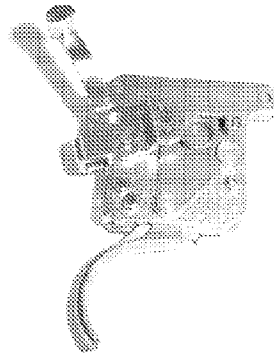
TEST REPORT

**M/700 XMP Trigger Assembly
Updated MIM Sear Verification**

Request # 20080006

DATE: 2/26/2008

**Requested by: C. Becker
Prepared by: K. Farrington**



DISTRIBUTION LIST

**S. Perniciaro
C. Shoemaker
C. Becker**

**R. Orf
J. Doolittle
Test Lab File**

ABSTRACT:

The Test Lab received a request to evaluate the redesigned MIM produced sear safety cam. With the original design, binding could sometimes occur between the firing pin head and the top of the sear. This condition was remedied by removing .006" off the top surface of the sear. The design was updated accordingly and MIM parts were subsequently produced to the updated design.

Twenty trigger assemblies with the updated MIM sear were submitted, ten were used for dry cycle and five were assembled to firearms for endurance testing.

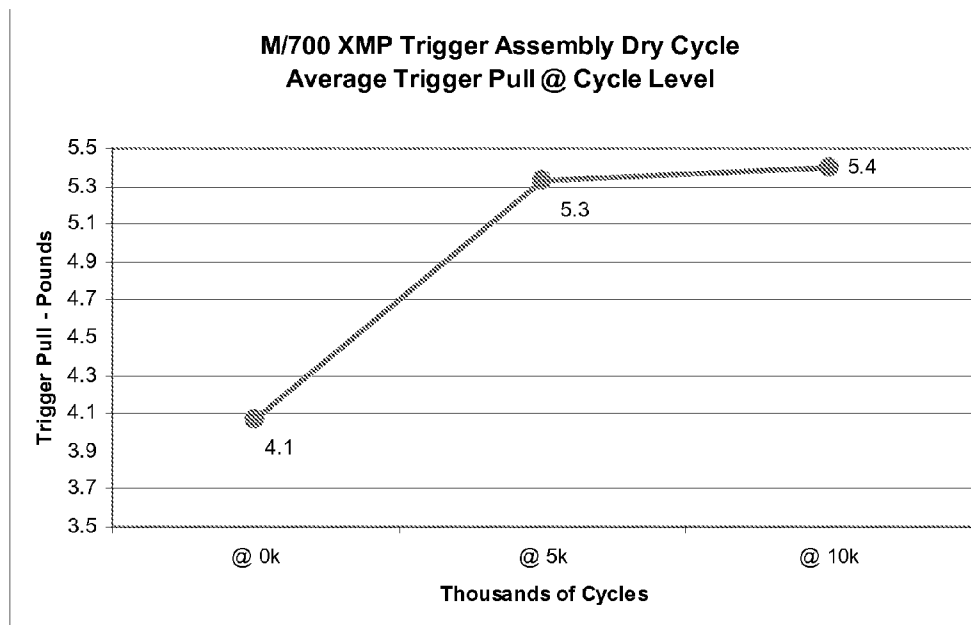
SCOPE:

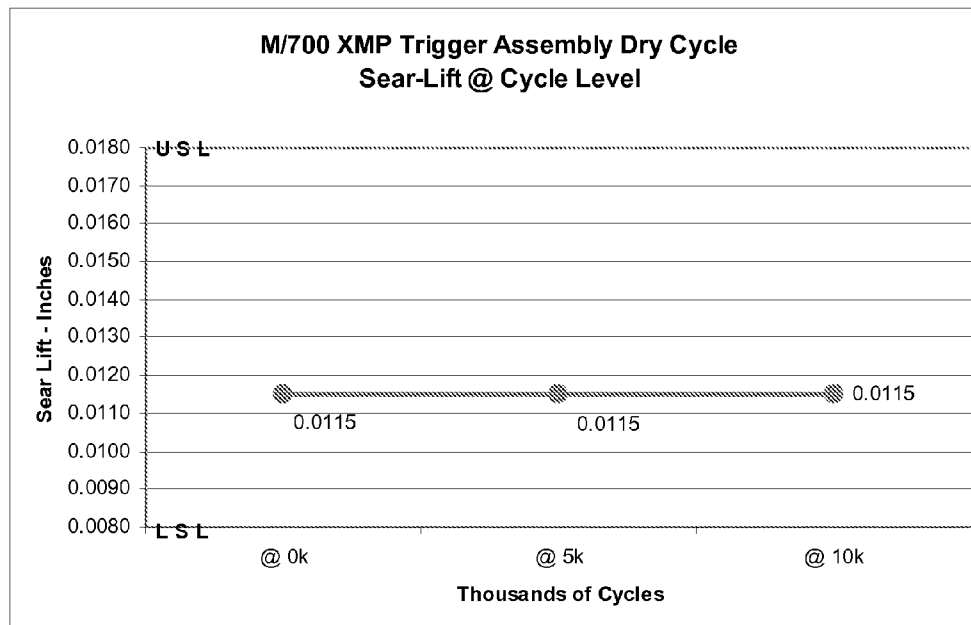
The testing began with 10 trigger assemblies being set for trigger pull, and the sear lift and safety on/ off forces measured. They were then dry cycled for 5,000 cycles with trigger pull and sear lift measured. They were then completed to 10,000 cycles and measured for safety, trigger pull, and sear lift.

The five rifles were measured for trigger pull, sear lift and safety on/ off force. They were then jack fired from 500 to 3000 rounds. (See the table on page 3.)

RESULTS:

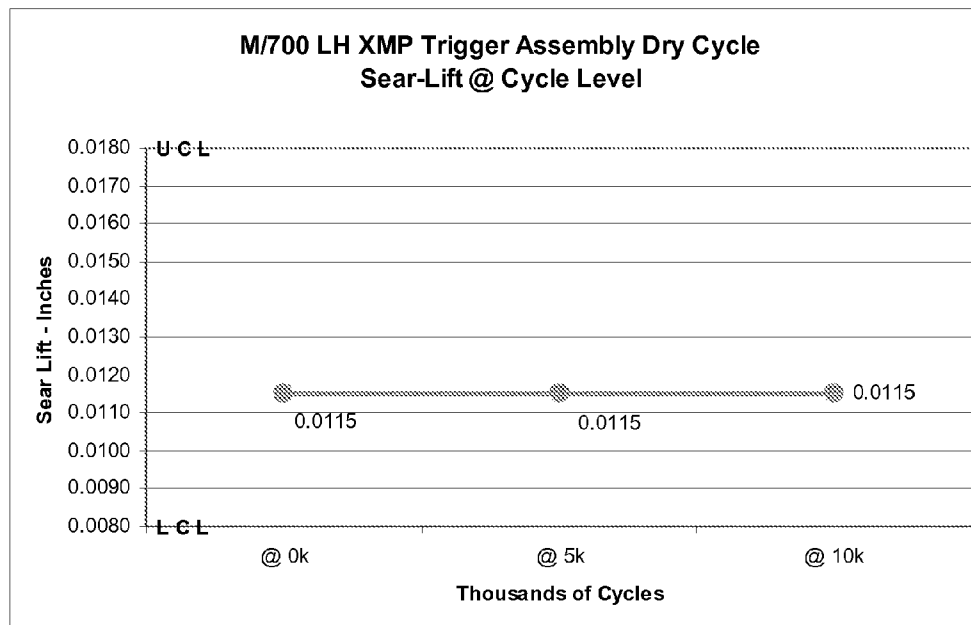
Dry Cycle - The dry cycle phase was completed without any problems - no breakages or abnormal wear was evident. The measurements were consistent with previous testing done on the trigger assemblies.





Endurance - The endurance was done with no malfunctions in 7000 rounds. The following chart shows the firearm serial numbers and number of rounds fired. The safety was cycled upon every reloading of the magazine. There were no issues with the trigger or safety arms.

| MALFUNCTIONS SORTED BY SERIAL NUMBER | | | | | | | | | | | |
|--------------------------------------|-----------|-----------------|---------------|-------------|----------|----------|----------|----------|----------|----------|----------|
| Serial # | # of Malf | # of Rds. Fired | Malf. Rate | Malfunction | | | | | | | |
| | | | | BO | DE | EDS | JM | SO | SBC | SLC | STC |
| G6697709 | 0 | 3000 | 0.00% | | | | | | | | |
| S6621300 | 0 | 2000 | 0.00% | | | | | | | | |
| G6697688 | 0 | 1000 | 0.00% | | | | | | | | |
| S6620747 | 0 | 500 | 0.00% | | | | | | | | |
| G6697710 | 0 | 500 | 0.00% | | | | | | | | |
| TOTALS | 0 | 7000 | 0.000% | 0 | 0 | 0 | 0 | 0 | 0 | 0 | 0 |

**CONCLUSION:**

The updated design successfully relieved the bolt bind potential while maintaining correct functioning of the XMP Trigger Assembly.