

Remington Arms Co., Inc.

Product Service

Legal Case #:9215

Case Information

RE#	Date Opened	Date Opened(PS)	Date Closed	Incident Date	Pre Lit	Lit	Obsolete
321905	9/23/2013	9/24/2013	9/24/2013				

Customer Information

Type	Business	First Name	Last Name	Street	City	State	Zip	Age	Contact
Incident		David	Wittkop	18700 Couper Rd	Milan	MI	48160		H 734-439-8314 E dnjwitt@gmail.com

Incident Information

Claims	Codes	Repair Est.	Medical Treatment	Medical Status
PI				
PD				
S FSR and	Cause:4006	Altered Adjustments or		
FBC	Concern:1007	Fired on Safe Release	Unknown	
C				

Per letter from David Wittkop, "when trying to sight in, one time I didn't put the safety on and when closing the bolt it fired. I know I did not touch the trigger because it was such a light pull on it from firing it before." jbi

Firearm Information

Mfg.	Type	Model/Ga.	SKU	Serial	Bbl.	DOM
Remington	CF/BA	700/243 WIN	n/a	B6268006		11/11/1980
Date Purchased	Where Purchased	Accessories	Original Owner			
	SIMMONS GUN SPEC OLATHE KS	AFT MKT MAG FOLLOWER	N			

CONCERN: FSR

Ammunition Information - None Defined

Other Products Information - None Defined

Settlement

Remington/700/CF/BA

Settlement	Release of Claims	Release Date	Reimbursement	Cash Settlement	Reim. Date APV	Cash Date APV
Replace trigger assembly, clean, and test fire under bolt lock program for \$20.00 + shipping.						
	Repair/Replacement Cost	Repair/Replacement Date				
	\$29					

9/26/13: Per Ilion, trigger assembly dirty and set screws altered. Replace trigger assembly, check over, and test under BLP for \$20 plus shipping. I called David Wittkop and he approved quote with credit card. jbi

Examination[Remington/CF/BA]

Part	Sub-Part	Code	Comment
Examination	Examiner		B.TRAVIS
	Exam Date		9/24/2013
	Product Type		RF
	Action Type		A
	Assigned To		S.NICHOLS
Cause	4006	Altered Adjustments or Components	
Barrel	Description		22" 243 WIN
	Date Code		PA
	Bore Plugged	False	
	Bulged	False	
	Fired	False	
	Fired while Obstructed		
	Muzzle/Crown Condition	Slightly Worn; Functioning	
Bolt	Firing Pin	Slightly Worn; Functioning	
	Shroud	Slightly Worn; Functioning	
	Face	Slightly Worn; Functioning	
	Handle	Slightly Worn; Functioning	
	Stop	Slightly Worn; Functioning	
Extractor	Condition	Slightly Worn; Functioning	
	Cut Condition	Slightly Worn; Functioning	
	Ext/Eject Test	False	
Locking	Block Condition	---Select---	
	Lug Condition	Slightly Worn; Functioning	
	Notch Condition	---Select---	
Overall	Exterior Condition	Slightly Worn; Not Functioning	
	Stock Condition	Slightly Worn; Functioning	
	Fore End Condition	---Select---	
Receiver	Condition	Slightly Worn; Functioning	
	Bulged	False	
Safety	Description		BOLT LOCK SAFETY
	Function	Like new; Functioning	
Sear	Lift	---Select---	.008
	Notch	Slightly Worn; Functioning	
	Tests	Test Fired	False
Feeding Test		False	
	Condition	Slightly Worn; Not Functioning	DIRTY

Trigger	Pull	---Select---	2.5#
	Altered	True	SET SCREWS ALTERED SEALANT MISSING
	Sub-Assembly	M/700 Bolt Lock	
Non-Remington Components	Description		AFT MKT MAG FOLLOWER

Quotation

Remington Service

PO Box 700

Madison, NC 27025-0700

Estimating Report

Parts and Repairs: P:800-243-9700/F:336-548-7801

www.Remington.com

All PRICES QUOTED ARE IN EXCHANGE FOR REPLACED PARTS.

THIS IS NOT AN INVOICE. THIS IS AN ESTIMATE TO REPAIR, RECONDITION, OR REPLACE THE ITEM(S) DESCRIBED BELOW. IF THIS IS SATISFACTORY, PLEASE APPROVE BY SIGNING BELOW AND RETURNING TO THE ABOVE ADDRESS. REPAIR TO TAKE APPROXIMATELY (6) WEEKS AFTER RECEIPT OF APPROVAL. IF WE DO NOT RECEIVE YOUR APPROVAL IN 21 DAYS, WE WILL RETURN THE ITEM(S) AS RECEIVED, POSTAGE DUE.

Repair Number RE00321905	Serial Number / Description B6268006 Model 700 Center Fire Caliber: 243 WIN	Date Received: 09/23/2013 Estimate Date: 09/24/2013 Date Printed: 09/26/2013
Customer: DAVID WITTKOP 18700 COUPER ROAD MILAN, MI 48160 US		Return To: DAVID WITTKOP 18700 COUPER ROAD MILAN, MI 48160 US

Please Circle One:
 VISA MC DISCOVER Card No. _____ Exp.Date _____
 Open Account: R _____ PO Number: _____

Approval Signature: _____ Date: _____
 Daytime Phone: (____) _____ Time to Call: _____

☐ If you desire any change, please use the reverse side for your comments and mark this box.

Problems	
Reported	Found
M123 - FORWARD TO PRODUCT SERVICE FOR INSPECTION	M123 - FORWARD TO PRODUCT SERVICE FOR INSPECTION
M240 - BOLT LOCK SAFETY MODIFICATION	M240 - BOLT LOCK SAFETY MODIFICATION

Technician Comments
 trigger assembly dirty and set screws altered.replace trigger assembly,check over and test fire under bolt lock program for \$20.00 + shipping

ESTIMATE (note: C.O.D./Shipping and Handling Charges are NOT Included in this Quote.)								
Material	Type	Description	Qty Needed	Warranty	Qty From Inv	Price	Disc	Amount
F305570B	Part	X-MARK PRO 700 TRIG ASSB RH BLACK (OS)	1	Warranty	1	.00	0	.00
4000114	Service	GR-SHIPING & HANDLING (GUN REPAIR)	1	Billable	1	17.00	0	17.00
4000116	Service	GR-LABOR	20	Billable	20	1.00	0	20.00
4000119	Service	GR-TEST	1	Warranty	1	.00	0	.00
							Sub Total:	37.00
							Est Sales Tax:	.00
							Grand Total:	\$37.00

Service Request

Remington Service




PO Box 700

Madison, NC 27025-0700

www.Remington.com

Parts and Repairs: P:800-243-9700/F:336-548-7801

This document is a summary of your request for service. Please review the document for accuracy and to insure the services you are requesting are noted. This information will serve as a guideline for our Service Department to address your specific concerns and provide you with accurate and complete service. **ENCLOSE THIS DOCUMENT WITH YOUR RETURN.**

Service Request Number SR00061845	Serial Number/Description B6268006	Date of Request: 09/16/2013 Date Printed: 09/16/2013																
Customer: DAVID WHITKOP 18700 COUPER ROAD MILAN, MI 48160 US Email: dnjwitt@gmail.com	Destination: Arms Services 14 Hoefler Ave Ilion, NY 13357 US Email:																	
Your request for service on the item(s) will be evaluated by our repairman to determine if it is covered under our warranty policy. If it is your firearm will be repaired and returned. If not, you will be contacted with an estimate before work is performed.																		
Reason For Return M240 - BOLT LOCK SAFETY MODIFICATION																		
Service Request Section																		
<table border="1"> <thead> <tr> <th>Part Number</th> <th>Type</th> <th>Description</th> <th>Qty Needed</th> <th>Warranty</th> <th>Price</th> <th>Disc</th> <th>Amount</th> </tr> </thead> <tbody> <tr> <td colspan="8"> <div style="display: flex; justify-content: space-between;"> <div> Serial Number: B6268006 Model: 700  RE00321905 </div> <div> <div style="border: 1px solid black; padding: 5px; text-align: center;"> RECEIVED SEP 26 2013 </div> BY: <i>T.A. Lindy + set screws alt. rep. TA, checkover + rust and slip for 20 + Q</i> </div> </div> </td> </tr> </tbody> </table>			Part Number	Type	Description	Qty Needed	Warranty	Price	Disc	Amount	<div style="display: flex; justify-content: space-between;"> <div> Serial Number: B6268006 Model: 700  RE00321905 </div> <div> <div style="border: 1px solid black; padding: 5px; text-align: center;"> RECEIVED SEP 26 2013 </div> BY: <i>T.A. Lindy + set screws alt. rep. TA, checkover + rust and slip for 20 + Q</i> </div> </div>							
Part Number	Type	Description	Qty Needed	Warranty	Price	Disc	Amount											
<div style="display: flex; justify-content: space-between;"> <div> Serial Number: B6268006 Model: 700  RE00321905 </div> <div> <div style="border: 1px solid black; padding: 5px; text-align: center;"> RECEIVED SEP 26 2013 </div> BY: <i>T.A. Lindy + set screws alt. rep. TA, checkover + rust and slip for 20 + Q</i> </div> </div>																		
THIS IS NOT AN INVOICE. This is a pre-estimate to repair, recondition, or replace the																		
Sub Total:							.00											
Est Sales Tax:							.00											
Grand Total:							\$.00											

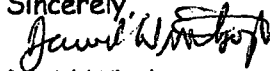
9/16/2013

September 16, 2013

Dear Remington Repair Service:

I acquired this rifle Remington Model 700 .243 caliber, S/N B6268006 on August 31, 2013 at the Whittington Center during a silent auction. After learning I had the highest bid, I collected the gun and filled out the proper forms for purchase. I learned later that this rifle was donated and used and in very good condition. When operating the bolt, I learned that I couldn't open it unless the safety was on "fire". Operating the bolt then putting the safety "on" and then pushing the safety to fire, the firing pin fired. The trigger is also set at a low pull weight of which I don't know. After getting home I saw that the bolt didn't always cock the firing pin back when operating it. I then tried putting the safety on after opening the bolt and then returning the bolt to home seemed to be the thing to do. (I have a Savage 110 in 7mm Remington mag. for the last 10 years and nothing like this has happened.) Well, when trying to sight in, one time I didn't put the safety on and when closing the bolt it fired. I know I did not touch the "trigger" because it was such a light pull on it from firing it before. I have not done anything to this rifle and the condition it is in now is how I purchased it.

Sincerely,



David Wittkop

18700 Couper rd

Milan, MI 48160

734-439-8314

dnjwitt@gmail.com



