

Benjamin Naiman, Capt.  
25 Pinsker Str.  
Petah-Tiqva, Israel.

Petah-Tiqva, March 30-th, 1956.

Remington Arms Company, Inc.  
Ilion, N.Y., U.S.A.

Dear Sirs:

As an admirer of your Mod. 37 Rifle, I was delighted to obtain the model 40X from Messrs. Zeniuk & Co., Haifa, Israel, as soon as it arrived in this country - namely on February 13th this year.

My rifle is the heavy barrel model, serial No. .0706. I am glad to inform you that, as much as the barrel and the action are concerned, the rifle surpassed all my expectations. The large locking surfaces, that were designed to insure the stability of the minimum head space for indefinite time, on my rifle, were found to be in contact with the locking surfaces of the receiver only at the edges (see fig. No.1). I hope that the above condition will not effect the head space to undesirable extent. I also found the firing pin hitting against the chamber edge, which resulted in a step on the chamber edge (see fig. No.2). After shortening the firing pin by about 0.01" the fault was removed, but the step still causes a slight scratch on each cartridge.

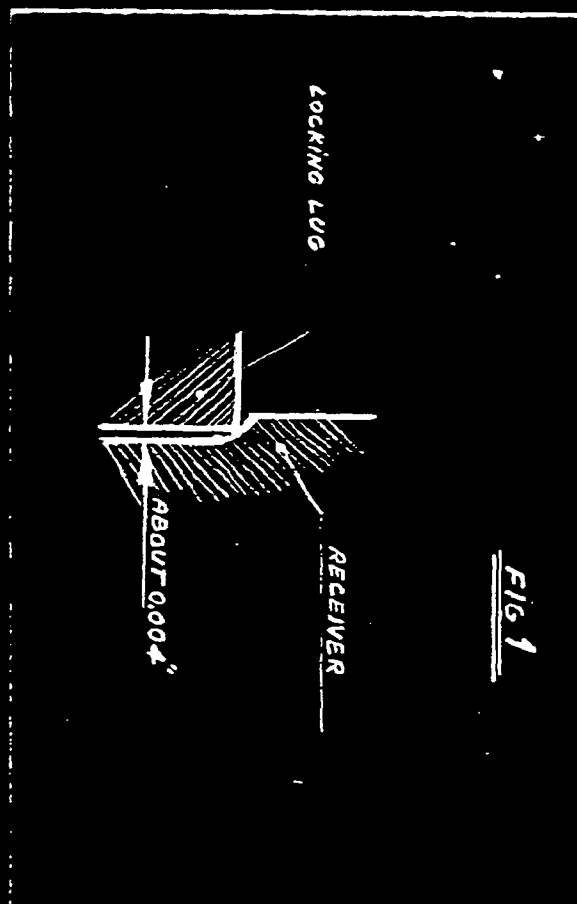
The disappointment came from the trigger action and here is the story: On the very day of the purchase, after several "dry shots" at home, the bolt got stuck and would not lock unless forced brutally.. The safety lever would not function. The stock removed, the surface of the firing pin head was found to be riding over the sear surface. On further dismantling of the trigger mechanism, the cause was revealed: the trigger with the connector have sunk. I cannot state the cause; it was due, presumably to either the poor quality of the trigger alloy or to liberal tolerances (pins placings and such). Fig. No. 3 will illustrate the above.

I had to order a new connector with a thicker head and, seeing no reason why it should not be connected to the trigger, I fixed the two bodies together by means of a 1/8" screw. The latter arrangement enabled me to replace the original heavy trigger spring by a lighter one aiming for a lighter pull. Please inform me whether you approve of the above. The click adjustment of the trigger is most convenient but unscrewing the trigger adjusting screw too much, causes the "trigger adjusting ball" to be pushed outside by the spring and removing of the stock becomes necessary. I suggest that the above be eliminated by addition of a thin pin-extension to the "trigger adjusting screw" (see fig. No.4). It proved successful on my rifle.

The pull of the modified trigger is far from uniform and compares unfavourably with that of Mod. 37, but otherwise the rifle is in good working order and shows excellent accuracy. I am convinced that a suitable trigger is all that stands between the 40X and perfection (in the mass production class), and will be very grateful for your guidance in this matter.

Yours truly,

Encl. 4



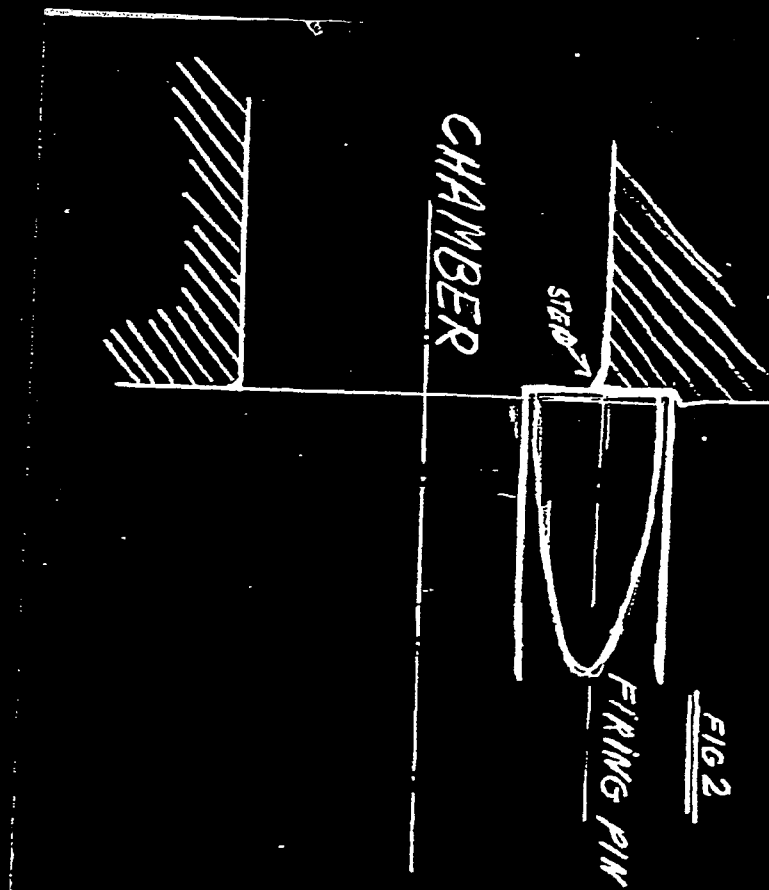
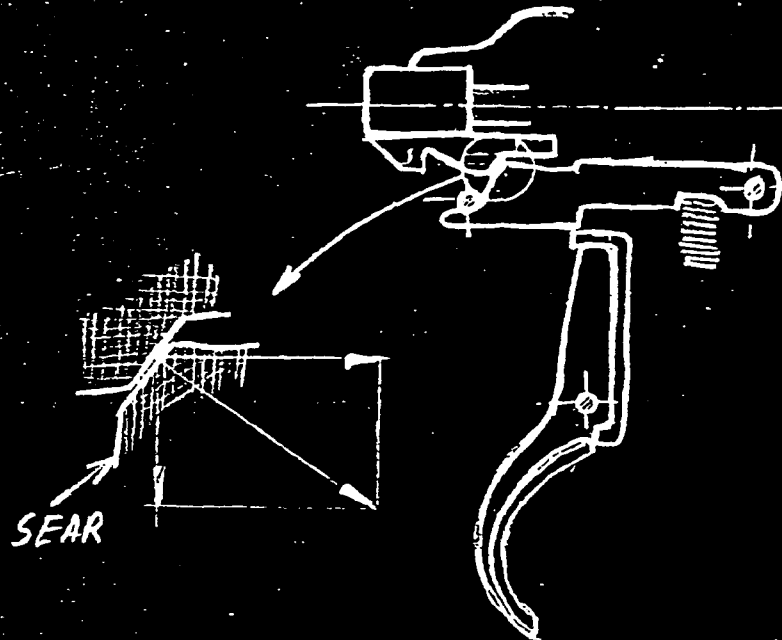


FIG 3

PROPER POSITION



POSITION ON MY RIFLE

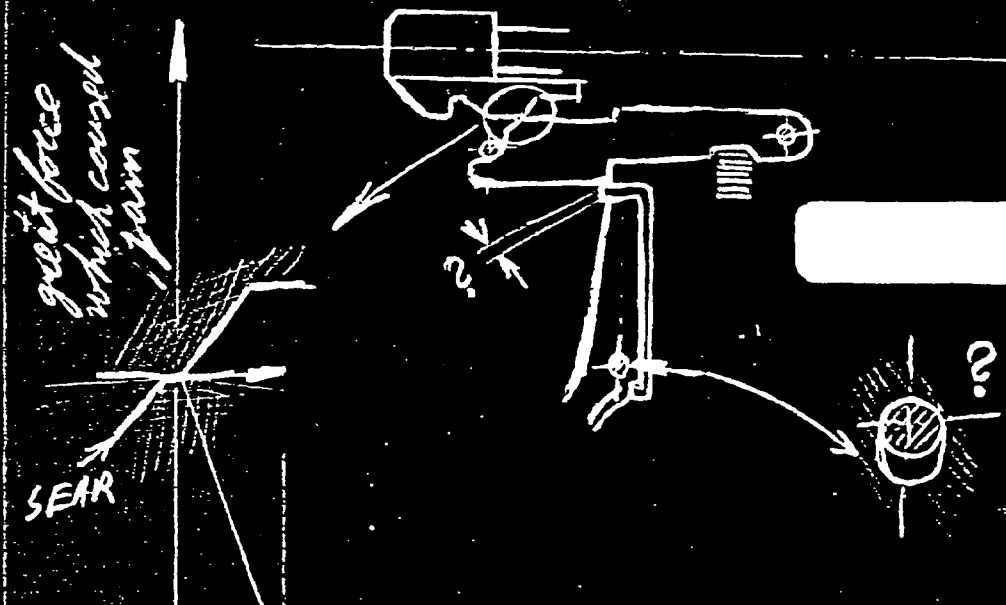


FIG 4

PIN EXTENTION

