



Remington.

Remington Arms Co., Inc.
Research & Dev. Tech. Center
315 W. Ring Rd.
Elizabethtown, KY 42702

Date 3/8/99

No. of pages including cover sheet 3

To:

Rich Keene

From:

Mike Keene

83

Phone

Fax Phone

CC:

Phone

Fax Phone

REMARKS:

☐ Urgent

☐ For your review

☐ Reply ASAP

☐ Please comment

Rich,

REVIEW AND CALL ME IF YOU HAVE QUESTIONS.

Mike

**The information contained in this FAX is confidential and/or privileged. The FAX is intended to be reviewed initially by only the individual named above. If the reader of this transmittal page is not the intended recipient or a representative, you are hereby notified that any review, dissemination or copying of this FAX or information contained herein is prohibited. If you have received this FAX in error, please immediately notify the sender or telephone and return this FAX to the sender at the above address. Thank you.

ET35690

Remington Arms Company, Inc.
March 8, 1999

CONFIDENTIAL

Research and Development Technology Center
Elizabethtown, Kentucky

To: Rich Kosko, The Hanson Group

Subject: Receiver Insert Tolerance Adjustment

Rich,

Attached is a marked up portion of the drawing 1E-300327, receiver insert, depicting tolerance changes for sections B-B and E-E. Please incorporate the revised tolerances into the tool design. A complete drawing set with revisions to reflect this change will follow.

Thank you

Mike

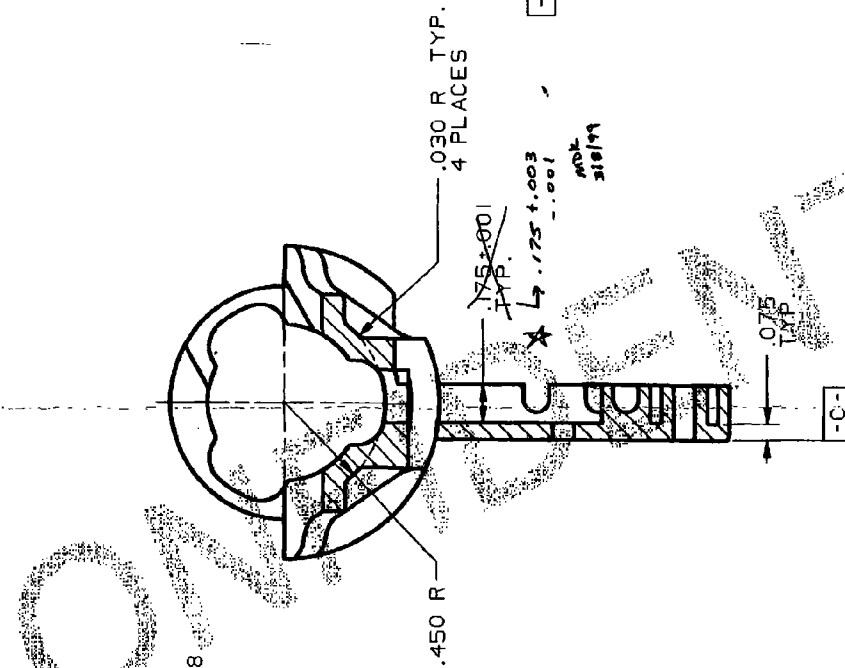
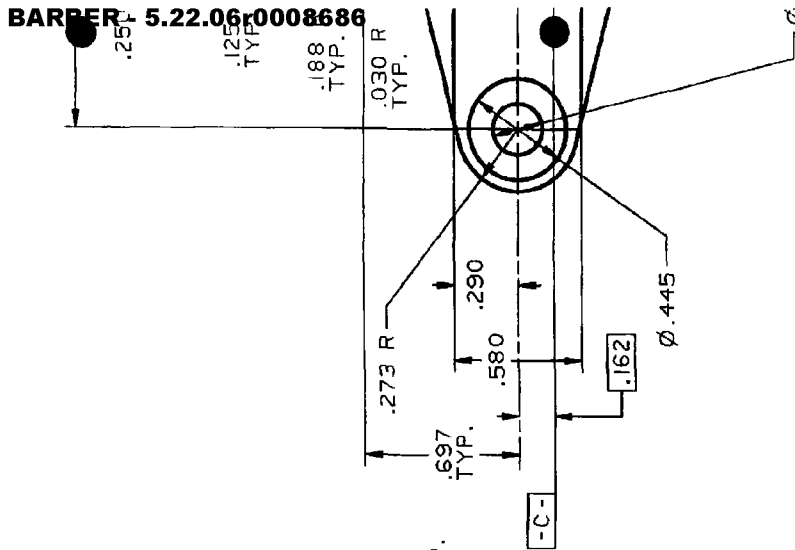
83

Michael D. Keeney
Senior Research Engineer

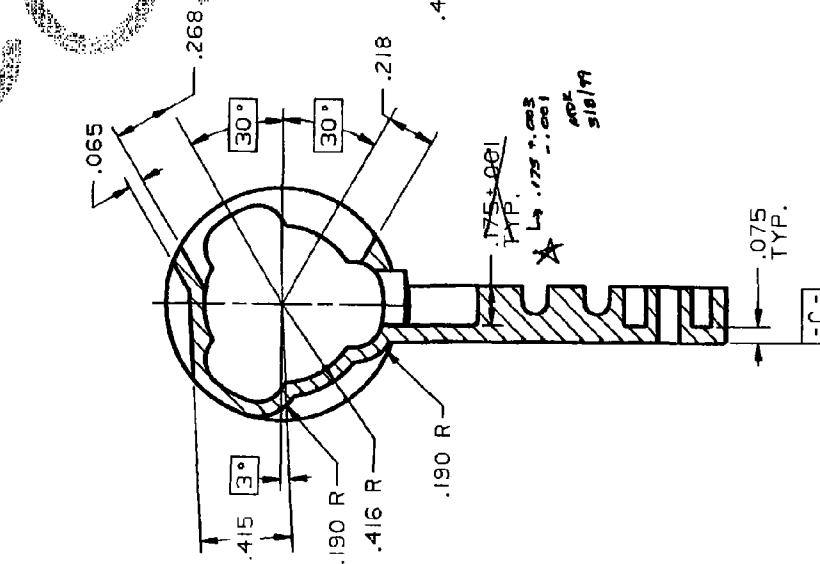
Page 1 of 1

RI308.DOC

ET35691



SECTION E-E



SECTION B-B

RECEIVER FRAME - PARTS.RIF.710.RECEIVER-INSERT.300327

ET35692