



Remington[®]

IT'S WHAT YOU'RE SHOOTING FOR.

It's the change in the air – that wonderful crispness that heralds the change of season.

It's the colors of falling leaves and the smell of newly chopped corn.

You can see the squirrels at harvest, and hear the first Canadas coming

through. We know all the

clues, but each time hunting season arrives, the same excitement is there anew. It's a rebirth, and it's why bird hunters and their dogs live so long. A tonic for the soul.

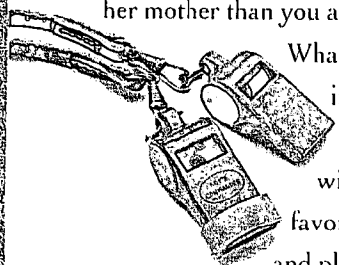

So what will it be this year? Run little Nell, or let her mother come along one more season? Ah, take 'em both...the youngster will learn the drill faster from her mother than you anyway...

What will you carry into the field this fall? We hope it will be your

favorite Remington and plenty of green

shells for good measure – an old recipe that's still an unbeatable combination.


And we've got you covered when it comes to dressing for success afield,



BARBER - R 0002327



from top-quality, hard-wearing Remington clothes, to knives, luggage and accessories. All backed by the same standards of quality, performance, and value the Remington name has always stood for. Have a great year!



FIREARMS

Shotguns	4
Bolt Action Rifles	20
Centerfire Repeaters.....	24
Left-Hand Guns	26
Bolt Action Pistols.....	27
Rimfire Rifles.....	28
Custom Guns	30
Specifications & Pricing	82

AMMUNITION

Shotshells	38
Rimfire	47
Centerfire	50
Pistol & Revolver.....	54
Reloading	46 & 57
Promotional Shotshells.....	58
UMC™	59
Ballistics & Specifications	86

ACCESSORIES

Choke Tubes	16
Extra Barrels.....	17
Firearm Care.....	32
Replacement Parts.....	35
Luggage & Gun Cases.....	79
Knives.....	79 & 80

CLOTHING

Special Purpose	62
Multi-Purpose	63
Waterfowl.....	64
Big Game	66
Sportman's	67
Target Shooting	68
Upland.....	70
Safari	71
Western Wear	72
Rugged Outerwear.....	73
Fishing.....	74
Shirts & Sweaters.....	76
Gloves, Socks.....	77
Hats	78

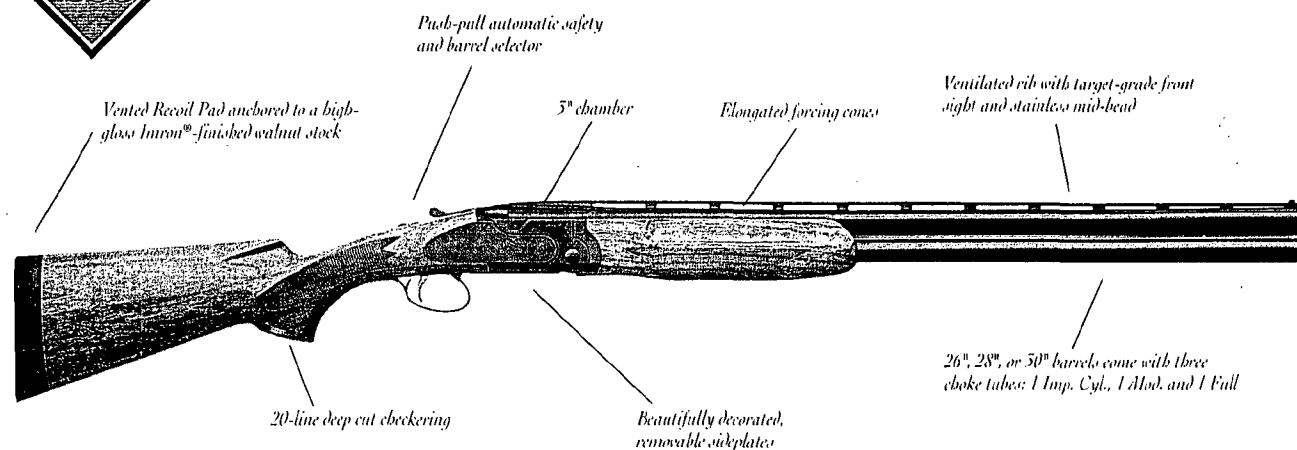

THE REMINGTON PEERLESS™. NOTHING ELSE STACKS UP.

The name "Peerless™" pretty much says it: "without equal", "matchless", "incomparable." While there are many fine over and under shotguns on the market today, nothing stacks up to the all-new, American made, Remington Peerless™. Few of the competition come close to this gun's performance, and none of them can equal its value.

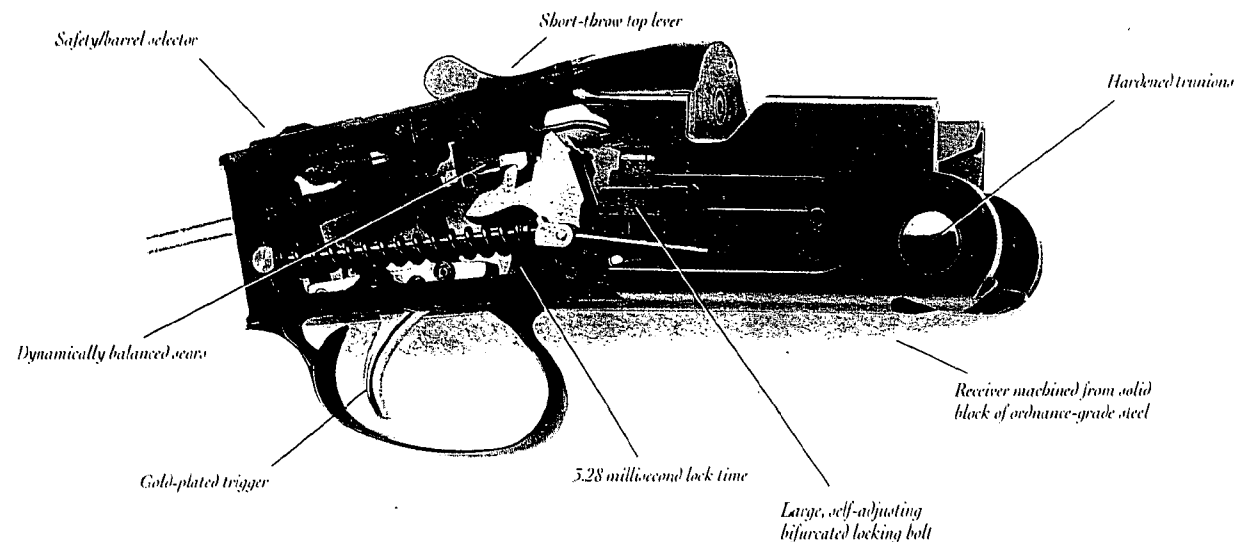
While a totally new gun for Remington, the Peerless™ is based on the classic elements of box lock over-under shotgun design. Two slender, light contour barrels are joined at the muzzle, and brazed into a hardened monoblock that incorporates a pair of automatic ejectors. The barrel assembly pivots on hardened trunions, and lock-up is achieved with two large rectangular lugs that project from the standing face of the frame. Side ribs keep briars from snagging in the space between the barrels.

The single selective trigger is set by mechanical action rather than by recoil inertia, so you will always be assured of a fast follow-up shot from the second barrel. The specially hardened sears are dynamically balanced, and lock time is extremely fast: 3.28 milliseconds*, which puts it in a league with the legendary Model 3200™. The top tang safety is automatic, and when in the "Safe" position, can be moved left or right to select the first barrel fired. The side plates are removable, and tastefully embellished with a pointer on one side and setter on the other. The 26", 28" or 30" barrels carry a

*Average speed achieved in product testing.



REMINGTON PEERLESS™




strong, but gracefully proportioned ventilated rib with target-grade front sight and stainless mid-bead. A three-tube set of Rem™ Chokes (1 Imp. Cyl., 1 Mod. and 1 Full) is supplied.

The Peerless™ is set up for field shooting with a 14 3/16" length of pull, 1 1/2" drop at the comb, and 2 1/4" drop at the heel. With 26" barrels the gun weighs in at 7 1/4 lbs, and the 28" and 30" versions tip the scales at 7 3/8 and 7 1/2 lbs respectively – an easy carry, but not so light as to be "whippy." The subtle figure of the Imron®-finished high-gloss American walnut stock and fore-end is perfectly complemented by a generous amount of 20-line to the inch cut checkering, and a vented recoil pad anchors the butt of the gun. All metalwork is highly polished and protected with Remington's rich, deep bluing process.

How does the Peerless™ shoot? Well, like all Remingtons, it feels incredibly responsive when you pick it up...the balance falls right between your hands, and the stock locks easily into your shoulder. Almost before you can think about nudging the fore-end, it starts to swing, and suddenly you realize the Peerless™ is an over-under like no other. We think it's one of the most well-balanced and responsive shotguns we've ever designed. But don't take our word for it – get on down to your Remington dealer and pick one up for yourself. We think you'll call it "incomparable", "without equal"...Peerless™!

REMINGTON AUTOLOADERS. THE AUTOMATIC CHOICE SINCE 1948.

These are the standard; the guns that "others" try to measure up to. But the facts are that since the introduction of the Model 11-48, Remington has sold millions – for the very best reason: *they get the job done*. More importantly, they work *for* the shooter; they feel good in the hands, because their balance and weight are in the right relationship to point swiftly and surely. It's safe to say that the Remington family of autoloaders has helped more shooters shoot better than any other "would be" copy. As they say, "if you want to do your best, start out with the best." You'll be in very good company.

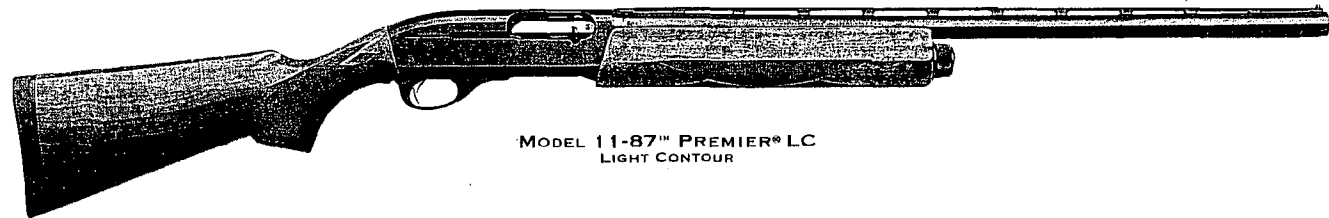


MODEL 11-87™ PREMIER® LC LIGHT CONTOUR

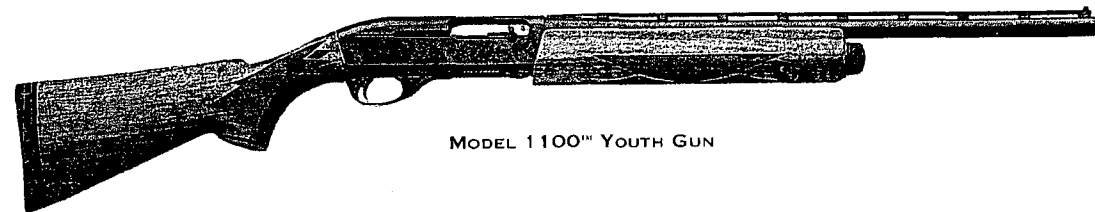
One of the most versatile firearms you can buy, the Model 11-87™ loads, shoots, and ejects everything from light 2 3/4" upland loads to heavy 3" magnums. And it's handsome too, with a beautiful stock of American walnut in satin or high-gloss finish. Choose from our new 26", 28", or 30" light contour Rem™ Choke barrels supplied with Imp. Cyl., Mod., and Full choke tubes. *Left-hand action available in 28" version. Premier® light contour version, come in our new two-barrel, custom-fitted hard case.*

MODEL 1100™ YOUTH GUN

A 20-gauge autoloader designed specifically for small-framed shooters, with a 2 3/4" chamber and 21" barrel with Rem™ Chokes. The 13" length of pull makes it especially manageable for youngsters and ladies.



MODEL 11-87™ PREMIER® LC
LIGHT CONTOUR



MODEL 1100™ YOUTH GUN



NEW: TWO-BARREL, TAKE-DOWN SHOTGUN HARD CASE

◀ Now included when you buy certain models of our shotguns is a custom-formed, high-strength, two-barrel, fitted gun case. Inside, there's room for two barrels, six Rem[™] Chokes, the magazine plug, choke wrench, and all sorts of accessories like Rem[™] Oil, shooting glasses, etc. The outside of this Airline-approved case is made of a high-strength, lightweight, impact-resistant synthetic that will protect your gun during shipping. The case also incorporates a sturdy padlock lug for security. A great value, and it's free when you buy a Model 11-87[™] Sporting Clays, Model 11-87[™] Premier[®] LC, or 870[™] Wingmaster[®] LC with new light contour barrel.


MODEL 11-87[™] PREMIER[®] CANTILEVER SCOPE MOUNT DEER GUN

The ease and versatility of Remington's Model 11-87[™] Premier[®] autoloader with the sighting advantages of a Monte Carlo stock and barrel-mounted scope.* Now available is the option of a fully-rifled version with 1 in 35" twist for optimum slug stabilization. Barrels are 21" long, and the Rem[™] Choked barrel comes with Rifled and Imp. Cyl. Rem[™] Chokes for slugs or buckshot. Sling swivel studs and camo sling are included. *Note: 21" Model 11-87[™] deer barrels are not pressure compensated. Not for use with target or light field loads.*

MODEL 1100[™] SMALL GAUGE

The proven standard for general hunting, it features a satin-finished American walnut stock, crisp cut checkering, and vent rib barrel. The 20-gauge comes with Imp. Cyl., Mod., and Full Rem[™] Choke tubes and is available in 2 3/4" or 3" magnum versions. The 28-gauge and .410 bore are equipped with fixed chokes.

* Scope not included



MODEL 11-87[™] PREMIER[®]
CANTILEVER SCOPE MOUNT DEER GUN



MODEL 1100[™] SMALL GAUGE

**MANY WINGMASTERS
HAVE BEEN PASSED ON TO
A NEW GENERATION OF
OWNERS...TWICE.**

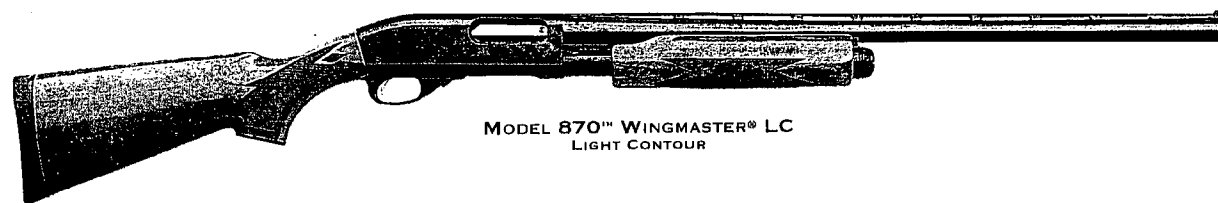
A gun doesn't become this sought-after without a lot of good reasons. Some Wingmaster® owners say it points well, it's easy to maintain, it looks good, or it's this or that. But one word always crops up: dependable. And if you want one thing in a shotgun, that has to be it. Wingmasters are so dependable, many of them are now being carried by a third generation of owners – proof enough of the mechanical durability and great design that has made these shotguns the wingshooter's favorite for over four decades. Sure, they probably have some blueing missing here and there, and maybe a few dents and dings in the wood, but when their owners reach for 'em, they're always ready to answer the call.

**MODEL 870™ WINGMASTER® LC
LIGHT CONTOUR**

The American walnut stock is furnished with satin or high-gloss finish, and new, light contour Rem™ Choke barrels in 26", 28" or 30" lengths. Handles 2 3/4" and 3" magnum shells interchangeably. Left-hand action available in 28" version. Supplied with Imp. Cyl., Mod., and Full choke tubes. *Light contour Wingmasters come in our new two-barrel, custom-fitted hard case.*

MODEL 870™ SPECIAL FIELD


You can point fast and shoot quick with this compact, lightweight gun designed for the special demands of upland hunting. Available in 12- and 20-gauge, featuring an English-style, straight grip stock, 21" barrel, slimmed and shortened fore-end, and Rem™ Choke tubes.



**MODEL 870™ WINGMASTER® LC
LIGHT CONTOUR**



MODEL 870™ SPECIAL FIELD



MODEL 870™ WINGMASTER®
CANTILEVER SCOPE MOUNT*
DEER GUN



MODEL 870™ BRUSHMASTER®
DEER GUN

MODEL 870™ WINGMASTER®

◀ Whether you're watching for doves or waiting out ducks, there's no better choice than the legendary Model 870™ Wingmaster®. Everything about this pump gun is designed to make every shot count.

First of all, it feels good in your hands. The balance is right, and the stock dimensions let the gun shoulder smoothly. The target-type twin-bead sights quickly tell your eye that your head is down on the gun where it should be.

And after the first shot, the twin action bars allow you to cycle the fore-end swiftly and smoothly in any weather without twisting or binding. Our new light contour barrel lets you point fast and swing smoothly, and Rem™ Chokes deliver the pattern performance you need for the shooting conditions.

Great strength, pure simplicity, and absolute dependability – qualities that for over 40 years have made the Wingmaster™ America's most popular shotgun.

MODEL 870™ WINGMASTER® CANTILEVER SCOPE MOUNT* DEER GUN

If you're a Model 870™ shooter, you'll appreciate the option of your favorite pump set up with the sighting advantages of a Monte Carlo stock and barrel-mounted scope.* Now available is the option of a fully-rifled version with 1 in 35" twist for optimum slug stabilization. Barrels are 20" long, and the Rem™ Choked barrel comes with Rifled and Imp. Cyl. Rem™ Chokes for slugs or buckshot. Sling swivel studs and camo sling are included.

MODEL 870™ BRUSHMASTER® DEER GUN

A 10-pointer will only give you one chance, so don't take a chance on your gun. With its 20" Rem™ Choke barrel and rifle sights, you can point and shoot faster than a buck can bolt. Available for right and left-hand shooters.

* Scope not included


WHEN YOU HAVE TO WORK HARDER FOR THE GAME.

Remington's Special Purpose shotguns are for the hunter that has to work a little harder for his gobbler, buck, or limit of waterfowl. With features like synthetic stocks and the most comprehensive line of camo finishes in the business – a must when you're matching wits with an old Tom, a nervous buck, or a flight of gun-shy Canadas. And every Remington SP gun comes with sling swivel studs and a rugged Cordura® camo sling.

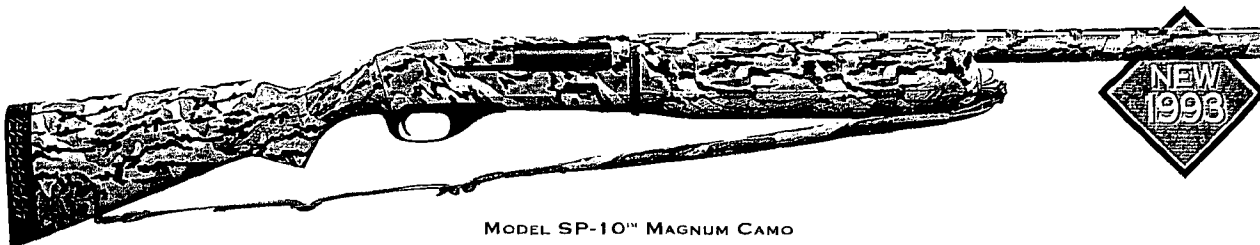
For 1993, we've expanded our SPS gun line-up to give you a wide variety of action types, lengths, sights, chokes and camouflage patterns to choose from, including a new SPS - BG (Big Game) Camo version with rifle sights. We've even added a camo version of the Model SP-10™ in Mossy Oak® Bottomland™ with a 23" vent rib Rem™ Choke barrel. And our black matte SPS guns are now offered with a 21", fully-rifled, rifle-sighted deer barrel – the perfect set-up for our new Premier® Copper-solid™ sabot slugs. For turkey hunters, we're supplying the SPS - T (Special Purpose Synthetic – Turkey) and rifle-sighted SPS guns with our new, high-constriction (.665"), Turkey Super Full Rem™ Choke that features a knurled extension for easy installation and removal.

MODEL 11-87™ & MODEL 870™ SPS – CAMO FINISHES

The chart at the right shows our Special Purpose Synthetic Camo guns with eight configurations to choose from, including vent rib wingshooting barrels, rifle-sighted deer and turkey barrels, and compact vent rib turkey barrels.



MODEL SP-10™ MAGNUM WITH COMBO EXTRA BARREL



MODEL SP-10™ MAGNUM CAMO



MODEL 11-87™ SPS-T CAMO



MODEL 870™ SPS-BG (BIG GAME) CAMO

MODEL 11-87™ & MODEL 870™ SPECIAL PURPOSE SYNTHETIC – CAMO FINISHES


Model/Type	Gauge	Barrel Type/Length	Rem™ Choke(s) Supplied	Camo Pattern
11-87™/870™ SPS Camo	12	Vent rib/26" or 28"	I.C., Mod., & Full	Mossy Oak® Bottomland™
11-87™/870™ SPS – BG Camo	12	Rifle-sighted/21" 11-87™, 20" 870™	I.C., Rifled, & Turkey Super Full	Mossy Oak® Bottomland™
11-87™/870™ SPS – T Camo	12	Vent rib/21"	I.C., & Turkey Super Full	Mossy Oak® Greenleaf™

Note: 21" Model 11-87™ turkey and deer barrels are not pressure compensated. Not for use with target or light field loads.


BARBER - R 0002335

BARBER - R 0002335

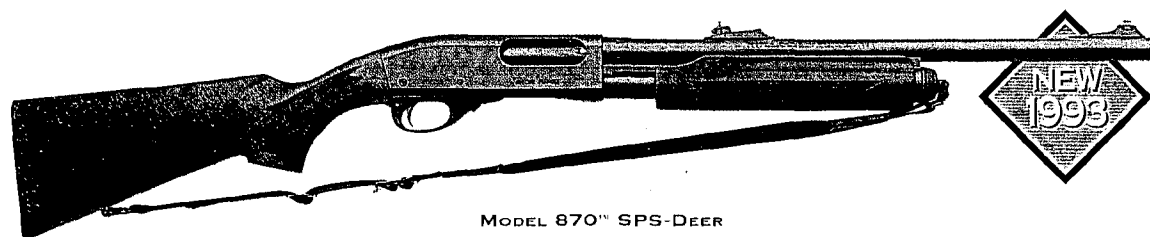
R 2195899



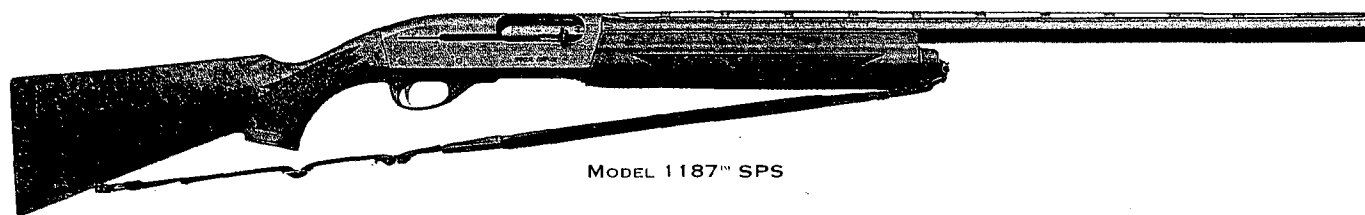
MODEL 870™ MARINE MAGNUM



MODEL 11-87™ SPECIAL PURPOSE



MODEL 870™ SPS-DEER



MODEL 1187™ SPS

MODEL 11-87™/MODEL 870™ SPECIAL PURPOSE SYNTHETIC - ALL BLACK MATTE FINISH

Model/Type	Gauge	Barrel Type/Length	Rem™ Choke(s) Supplied	Finish
11-87™/870™ SPS	12	Vent rib/26" or 28"	I.C., Mod., & Full	All black matte
11-87™/870™ SPS - Deer	12	Rifle-sighted/21" 11-87™, 20" 870™	Fully-Rifled barrel, no choke tube	All black matte
11-87™/870™ SPS - T	12	Vent rib/21"	I.C., & Turkey Super Full	All black matte

Note: 21" Model 11-87™ turkey and deer barrels are not pressure compensated. Not for use with target or light field loads.

MODEL 870™ MARINE MAGNUM™

The key to the Marine Magnum's durability and corrosion-resistance is the electroless nickel plating used on the entire gun, including the inside of the barrel and receiver. The synthetic stock and fore-end are impervious to moisture, and generous checkering assures positive control, even in wet conditions. Comes with seven-round magazine, sling swivel studs, and 18" Cyl. barrel with single bead front sight.

MODEL 11-87™ SP - WALNUT STOCK & FORE-END WITH BLACK MATTE METAL FINISH

All the concealment advantages of our SP line for those who prefer the classic look and feel of a genuine American walnut stock and fore-end with cut checkering. Available with your choice of 26" or 28" vent rib barrels, with twin-bead sights and Imp. Cyl., Mod., and Full Rem™ Choke tubes. The Model 11-87™ SP can also be purchased with rifle-sighted or cantilever scope mount deer barrels with Imp. Cyl. and Rifled Rem™ Choke tubes.

MODEL SP-10™ MAGNUM (PG. 10)

The Model SP-10™ Magnum - a gobbler's worst nightmare - and a turkey hunter's best friend. The world's only gas-operated autoloading 10-gauge delivers up to 34% more pellets in the target area than a standard 12-gauge. Yet the SP-10™ softens and spreads out perceived recoil to less than many 12-gauge Magnums. Available with 26" or 30" vent rib barrel in standard matte finish, or in a 26" vent rib / 22" rifle-sighted deer barrel combo set. New for 1993 is a lightning-quick 23" vent rib barrel version with Mossy Oak™ Bottomland™ camo finish. All Model SP-10™ barrels are fitted with Rem™ Choke tubes.

MODEL 11-87™ & MODEL 870™ SPS - BLACK MATTE FINISH

At left is the line-up of our black matte Special Purpose Synthetic guns with eight configurations to choose from, including vent rib wingshooting barrels, rifle-sighted fully-rifled deer barrels, and compact vent rib turkey barrels.

**REMINGTON TARGET GUNS.
TOTAL CONFIDENCE
AVAILABLE IN PUMP, BREAK
ACTION, AUTO, AND LEFT-
& RIGHT-HAND VERSIONS.**

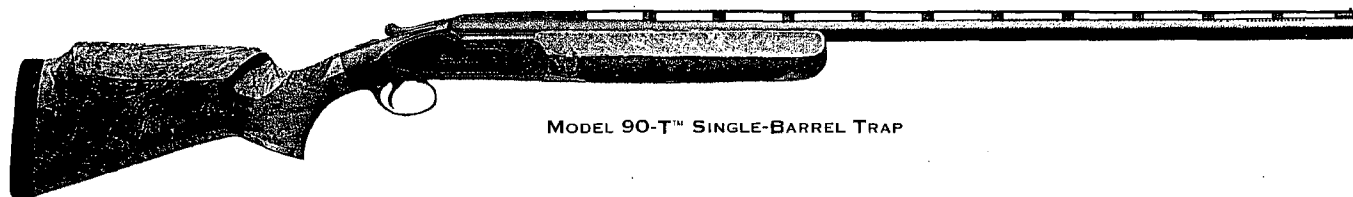
There are a lot of reasons to use a Remington in competition, and here are just a few: *Great balance* – it's between your hands where you want it in the Skeet and Sporting Clays guns, and a little forward in the Trap guns. *Low recoil* – a Remington target gun won't beat you up. The great balance and ergonomic design make these the softest-shooting family of target guns on the market today. *Value* – you won't find a competition Trap, Skeet, or Sporting Clays gun of the same level of quality and performance priced as comfortably as a Remington.

**MODEL 90-T™ SINGLE-BARREL
TRAP GUN**

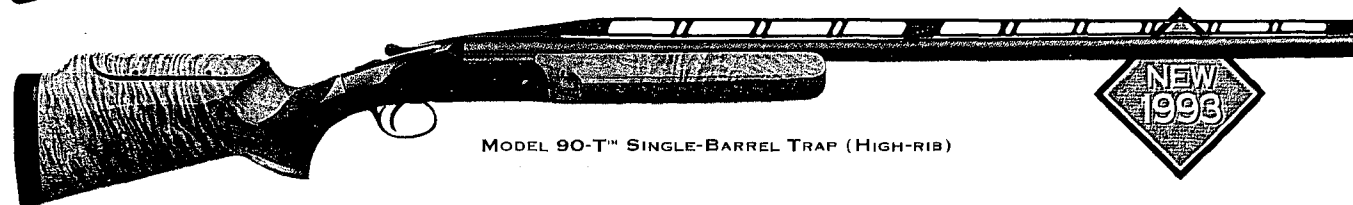
Designed for the dedicated 16-yard and handicap shooter, the Model 90-T™ is the strongest, and most reliable single-barrel trap gun on the market today. Perceived recoil is the lowest of any break action gun due to its unique distribution of mass. Satin-finished American walnut stock and crisp, deep-cut checkering is standard. The short-throw, top-lever release actuates an internal, full-width horizontal bolt. The 32" or optional 34" vent rib barrel is overbored at the factory and has an elongated forcing cone. Choke is fixed full. New for 1993 is an adjustable high-rib version of the Model 90-T™ for shooters who prefer a more open target picture and higher head position.

MODEL 870™ TC TRAP

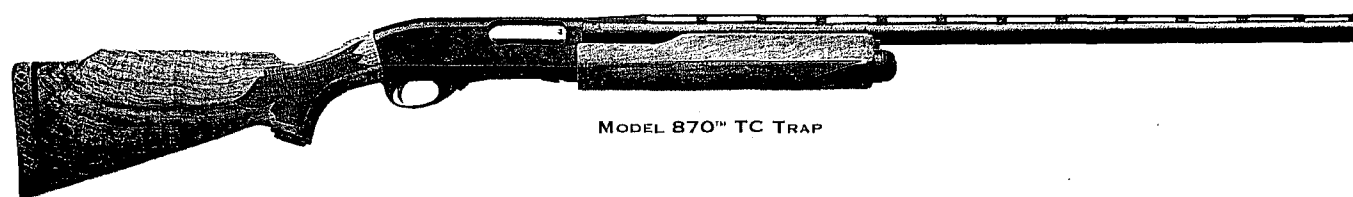
The trap gun for those who prefer the traditional look and feel of a pump action target gun. With straight comb or Monte Carlo stock, tournament-grade cut checkering, satin wood finish, 2 3/4" chamber, and 30" vent rib overbored barrel with special Trap Rem™ Choke tubes.



MODEL 90-T™ SINGLE-BARREL TRAP



MODEL 90-T™ SINGLE-BARREL TRAP (HIGH-RIB)



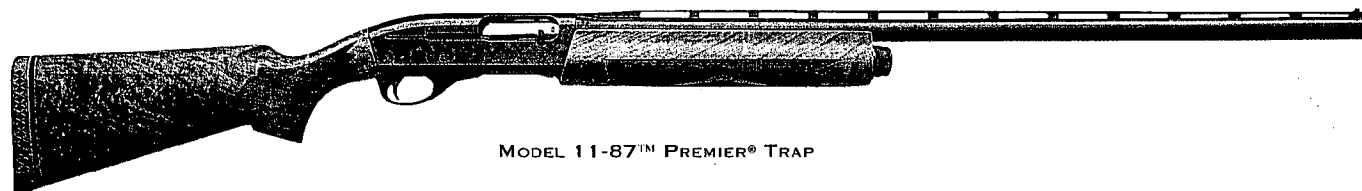
MODEL 870™ TC TRAP



MODEL 11-87™ PREMIER® SPORTING CLAYS

◀ This Model 11-87™ features a target-grade, cut checkered, American walnut stock set up for Sporting Clays that's 3/16" longer in length of pull and 1/4" higher at the heel. The butt pad is radiused at the heel and rounded at the toe for smooth mounting. The receiver top, barrel, and rib have a fine matte finish on the bluing. The new light contour barrel has a lengthened forcing cone, and carries a medium-high, 8mm wide rib with stainless mid-bead and Bradley-style front bead sight. Skeet, Imp. Skeet, Imp. Cyl., Mod., and Full Rem™ Choke tubes are supplied. Each tube is knurled at the end, and clearly marked on the outside. Comes in our new two-barrel, custom-fitted hard case.

Note: Like other Model 11-87™ target guns, the Model 11-87™ Premier® Sporting Clays has a 2 5/4" chamber, is not pressure compensated, and is set up to handle target and light field loads only.

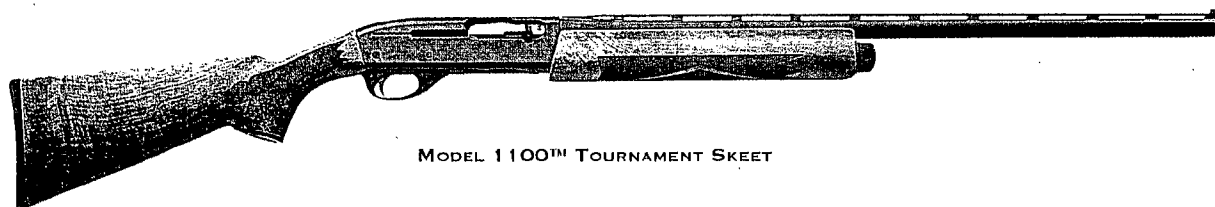


MODEL 11-87™ PREMIER® TRAP

MODEL 11-87™ PREMIER® TRAP

The autoloader of choice for trap shooters, prized for its reliability and smooth, low-recoiling performance. The softest-shooting trap gun on the market today. In right- and left-hand models, with straight comb or Monte Carlo stock, 2 3/4" chamber, 30" vent rib overbored barrel, satin wood finish, and special Trap Rem™ Choke tubes.

Note: Model 11-87™ Premier® target guns have 2 5/4" chambers, are not pressure compensated, and are set up to handle target loads only.



MODEL 1100™ TOURNAMENT SKEET

MODEL 1100™ TOURNAMENT SKEET

The strength and versatility of Remington's popular Model 1100™ autoloader, set up for the non-stop demands of competitive small-gauge skeet. Satin walnut stock and fore-end, cut checkering, 2 3/4" chamber (2 1/2" in .410 bore), and twin-bead target-sighted vent rib barrel. In 20-gauge, 28-gauge, and .410 bore.

EXPRESS™ SHOTGUNS. GREAT PERFORMANCE AT A GREAT PRICE.

The Model 870™ Express™ has all the important design and mechanical qualities of its Wingmaster® brother, but with features that allow us to offer it at a very easy-to-swing price. No company offers as much quality in American-made shotguns as Remington. And no American-made shotgun offers as much performance as the Express™.

The Express™ family includes a line-up of barrel configurations and gauges that is hard to beat, from vent rib wingshooters, to turkey guns and deer set-ups, and even small gauge, youth, and security models. So if you want to shoot a genuine Model 870™, but with no frills, you want to shoot a Model 870™ Express™.

MODEL 870™ EXPRESS™ COMBO (12- & 20- GA.)


The Model 870™ Express™ Combo packages are designed for shotgunners with a taste for venison. Includes a 20" rifle-sighted, Imp. Cyl. deer barrel in addition to a 28" vent rib barrel and Mod. Rem™ Choke tube.

MODEL 870™ EXPRESS™ TURKEY

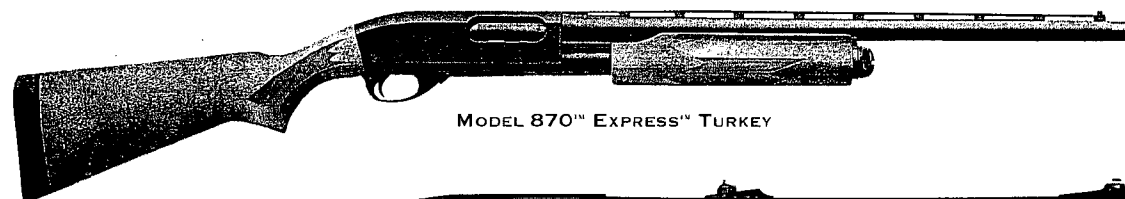
The positive feel of Remington's legendary pump action with the concealment advantages of our Express™ line. In 12-gauge, with 21" vent rib turkey barrel and Extra-Full Rem™ Choke Turkey tube.

MODEL 870™ EXPRESS™ DEER GUN


The pump action deer gun for hunters who prefer open sights. Features a 20" fully-rifled barrel, quick-reading iron sights, and Monte Carlo stock. Also available with rifle-sighted, 20" Imp. Cyl. barrel.



MODEL 870™ EXPRESS™ COMBO (12- & 20- GA.)



MODEL 870™ EXPRESS™ TURKEY



MODEL 870™ EXPRESS™ DEER GUN



MODEL 870™ EXPRESS™

◀ We're darn proud of our Express™ family of shotguns because we know we're bringing shot-gunners the very best value money can buy in an all-American pump gun: solid steel receiver for strength; 3" chambers; Wingmaster® fire control and cross bolt safety; twin action bars for smooth; non-binding cycling; vent rib, turkey, and deer barrel choices; solid rubber butt pad; small gauge versions; and a youth gun for beginners and small-framed shooters.

With all these features – Wingmaster® guts, a wide variety of configurations and great price, it's no wonder that Express™ is the most popular American-made shotgun on the market today.

Note: All 12- and 20-ga. Express™ shotguns are chambered for 2 5/4" and 5" shells. The .410 bore Express™ is chambered for 2 1/2" and 5" shells.

MODEL 870™ EXPRESS™ SMALL GAUGE

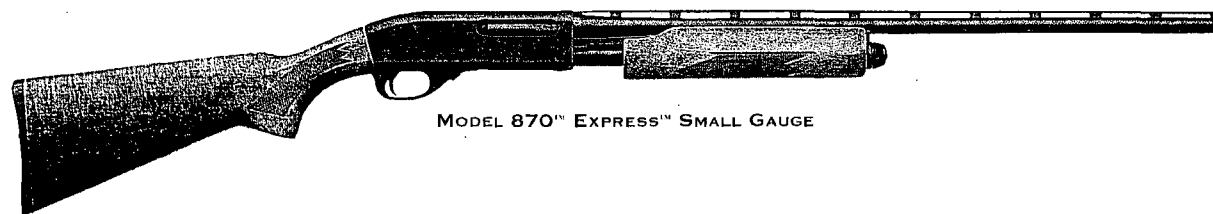
The ideal gun for shooters who want the light weight and maneuverability of a .410 or 20-gauge, with the concealment advantages of the non-reflective metal and wood finish of our Express™ line. The .410 comes with a 25" Full choke barrel, and the 20-gauge is available with a 26" or 28" Rem Choke barrel with Mod. Rem™ Choke tube.

MODEL 870™ EXPRESS™ YOUTH GUN

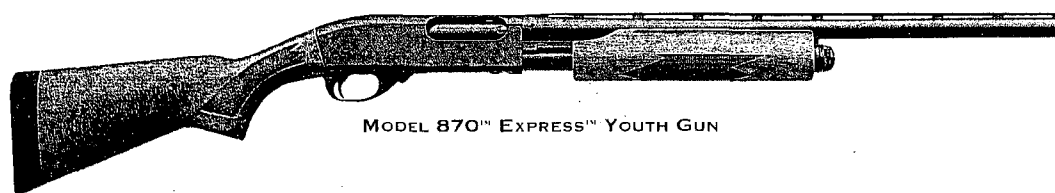
The lightest and smallest Model 870™ Express™, in 20-gauge with a 13" length of pull and 21" vent rib barrel. It features a handsome hardwood stock with low-luster finish, and comes with Mod. Rem™ Choke tube.

MODEL 870™ EXPRESS™ SECURITY


The ideal choice for home defense. With 18 1/2" Cylinder choke barrel and front bead sight.
Note: the Model 870™ Express™ Security is intended for personal protection, and will not accept law enforcement accessories.



MODEL 870™ EXPRESS™ SMALL GAUGE



MODEL 870™ EXPRESS™ YOUTH GUN



MODEL 870™ EXPRESS™ SECURITY

REM™ CHOKE TUBES

With the wide variety of Rem™ Choke tubes available for your Remington shotgun, you can refine the pattern performance of your gun as never before, and greatly increase its flexibility. If you're in your favorite blind, and for some reason the mallards aren't decoying like they usually do, you can switch to a tighter choke and take 'em as they pass. Or if the wind is making the Pheasants hold until you are right on top of them, you can put in a Imp. Cyl. tube so you can compensate for the shorter distance.

New for 1993 is a Turkey Super Full Rem™ Choke that brings new meaning to the phrase "tight pattern." We also have five new Sporting Clays tubes designed for use on any Rem™ Choke barrel (except trap barrels).

TURKEY SUPER FULL CHOKE★ .665" (12-ga. only)

If a big tom has strutted up to the plate, and you want to throw him a strike, make sure you have our new Turkey Super Full Rem™ Choke screwed into your barrel. We've cranked the constriction down to .665", and that will throw 85%+ patterns at 40 yards with high quality turkey ammo like our Premier® Magnum Turkey loads. The front of the Turkey Super Full tube extends out beyond the end of the barrel by about an inch, and that portion has been knurled for a good grip and easy removal. *Note: This tube must never be used with steel shot.*

TURKEY EXTRA FULL CHOKE .687" (12-ga.)

An extremely tight pattern used when you need maximum pellet concentration at long range. The right choice for stopping turkeys right in their tracks. *Note: This tube must never be used with steel shot.* Will deliver 80% patterns in a 30" circle at 40 yds.

★ NEW FOR 1993



FULL CHOKE

A long-range choke delivering tight, well-placed shot patterns when shooting between 45-55 yards. An excellent choice for high-flying ducks/geese, and long-range pheasant. Puts 65-75% of the pellets in a 30" circle at 40 yds., with the 10-ga. pattern being the tightest, and the 20-ga. pattern a little more open. Produces slightly tighter patterns when used with steel shot.

MODIFIED CHOKE

The most versatile Rem™ Choke, delivering a wider shot pattern for shooting at 25-45 yards. Great for shooting squirrels, rabbits, pigeons, doves, partridge, grouse, pheasant or wild flushing quail at medium range. It's also the right selection for pass shooting ducks and geese with steel shot. Will throw 55-60% patterns in a 30" circle at 40 yds.

IMPROVED CYLINDER CHOKE

A short-range choke delivering wider shot patterns for game within a 35-yard range. A fine selection for rabbit, quail, woodcock, and pheasant over dogs. With steel shot, it is a good choice for ducks and geese that are coming into decoys. Produces 45-50% patterns in a 30" circle at 40 yds.

RIFLED CHOKE TUBE

The big game choke tube to improve accuracy and shot placement. Helps stabilize Foster-type and sabot slugs as they exit the muzzle.

SKEET

The normal choke tube for skeet, producing 60% patterns in a 30" circle at 25 yds.

IMPROVED SKEET

A slightly tighter choke for skeet, throwing a 65% pattern in a 30" circle at 25 yds. A good choice for doubles or windy conditions.

FULL TRAP¹

The standard 16 yd. trap choke producing 65% patterns in a 30" circle at 40 yds.

EXTRA FULL TRAP¹

A good choke for the longer reach needed in the 20-24 yd. range, with consistent 70% patterns in a 30" circle at 40 yds.

SUPER FULL TRAP¹

Our tightest trap constriction for extremely tight patterns. Produces a 75% pattern in a 30" circle at 40 yds. A big help when you make it to the back fence.

For a detailed guide to the selection of choke tubes and the use of steel shot, pick up a copy of our brochure "Remington Steel" from your local Remington dealer, or write to: Steel Shot Brochure, B-6306, Remington Arms Co., Wilmington, DE 19898.

Note: Constrictions shown are nominal.
¹ Specially designed for use in Remington overbored trap barrels only. Will not produce satisfactory patterns in standard bore barrels.



VENT RIB FIELD BARRELS

We have extra vent rib field barrels available for our Model SP-10™, 11-87™, 870™, and 1100™ shotguns in lengths from 21" to 50", in blued and Special Purpose finishes, and in standard and new Light Contour profiles for Model 11-87™ and 870™. All current Remington field barrels are steel-shot compatible. There is also a wide selection of small-gauge extra barrels available for the Model 1100™ and 870™.

A GREAT VALUE FOR MODEL 1100™ OWNERS!

If you have a favorite Model 1100™ that you want to use with steel shot, we've got the answer: our Model 1100™ Steel Shot barrel. It's specially designed to function with today's lighter-recoiling steel loads, and will handle both 2 3/4" and 3" magnums interchangeably. *Note: This barrel should not be used with 5" lead magnums when fitted on a non-magnum Model 1100™, as this will cause extra wear and decrease the life of the gun.*

DEER BARRELS

There are 22 different specifications of extra deer barrels to choose from for the Model SP-10™, 11-87™, 1100™, and 870™ – giving you options like rifle-sighted barrels with fixed choke, rifled Rem™ Choke, or fully-rifled configurations in blued and special purpose finishes; and fully-rifled or Rem™ Choke cantilever scope mount deer barrels with blued or special purpose finish.

TARGET BARRELS

We offer 12 specifications of Skeet and Trap barrels, including 20-, 28-, and .410-bore Skeet barrels for Model 1100™ and 870™ small-gauge guns.

LEFT-HAND EXTRA BARRELS

There are 12 left-hand extra barrels in our line up in Light Contour, Deer, and Skeet and Trap specifications. For Model 11-87™, 870™, and 1100™.

SHORT BARRELS: 21"– 26"

In general, short barrels are used in heavy cover where easy handling and a fast, smooth swing are important. Usually an open choke such as Improved Cylinder is used for small game, and a rifled Rem™ Choke tube for use with rifled slugs.

MEDIUM BARREL: 28"

Most often chosen for small game hunting in open fields where game may flush at farther distances, and a longer sighting plane is an advantage. This is the most popular shotgun barrel length because it provides more flexibility for general purpose hunting.

LONG BARREL: 30"

This length is usually used for pass shooting ducks and geese. It provides a longer sighting plane and is slightly heavier, which makes good follow-through easier on those hard-to-make shots.

GENUINE REMINGTON FACTORY EXTRA BARRELS

With a simple barrel change, you can use your Remington shotgun for anything from gobblers to grouse, and white-wings to whitetails. The same shotgun can be used for Skeet, Trap, Sporting Clays, small game, upland, waterfowl and deer. You can't ask for more flexibility than that. We offer the widest selection of genuine American-made factory accessory and replacement barrels in the business. All made right along side the ones that are shipped with our shotguns when they are new. If you want to get the best performance out of your Remington shotgun, always insist on original Remington equipment.

Pictured at left is a small sample of the extra barrels that are available to extend the flexibility of your Model SP-10™, 11-87™, 1100™ or 870™.

See page 86 for a full listing of all the extra barrels and accessories available through your Remington dealer.

FITTING STANDARD BARRELS ON LIGHT CONTOUR SHOTGUNS

The fore-ends on our new Light Contour shotguns are shaped to follow the curve of the slimmer-profiled LC barrel, which means that a standard vent rib or deer barrel cannot be fitted to your gun unless you do one of two things: have your LC fore-end wood opened up by a competent gunsmith or stockmaker; or purchase a standard profile fore-end from our Arms Service Division by writing to: Arms Service Division, Remington Arms Co., 14 Hoefler Ave., Ilion, NY 13357

It's a good thing your horse is paying attention as it picks its way along the trail.

The rugged beauty of the mountains in British

Columbia is a visual feast.

And there are bald eagles everywhere

— soaring around you,



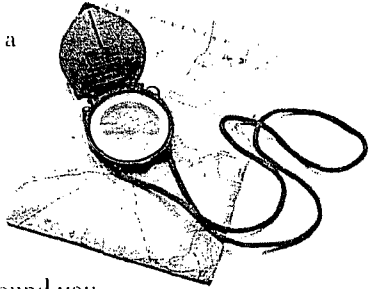
and working the river edges for salmon.

Just about the time you get used to seeing them, a *really* large bird swoops down to the shallows. "What the hell is that?" you stammer. "A golden", the guide says softly in a way that speaks volumes about his respect for the big eagles. The horses too, have noticed the predator, and shift about uneasily, even

though it's on the other side of the Chilko


River. "The bears will be coming down too," says the guide as he

swings his horse back to the trail, "the salmon run drives 'em crazy."





You've traveled almost three-thousand miles, and now you are 8,000 ft. above sea level on a horse in the most spectacular country you've ever seen. You planned this hunt for two years, saved for it for five, and dreamed of it since you were ten.



That's why there's a Model 700™ in your scabbard. Because when it came down to selecting the gun to take along, the choice was pretty simple. For the better part of two centuries, we've been making rifles that are up to the challenge of any hunting done on this earth. And at a price and quality no other company can match.



So whether your hunting takes you to far-off places like the Kenai Peninsula, Anticosti Island, or the Sawtooth

Mountains, or even if it's only as far as the stand you've had for the last twenty years, bring your best. Bring along your Remington.

THE MODEL 700™. ACCURACY THAT COMES FROM STRENGTH.

For serious riflemen, the Model 700™ is the most popular centerfire action going. Why? When a 700™ locks up, the cartridge head is surrounded by three rings of ordnance-grade steel that align the cartridge perfectly with the bore. And that means accuracy – accuracy that comes from strength.

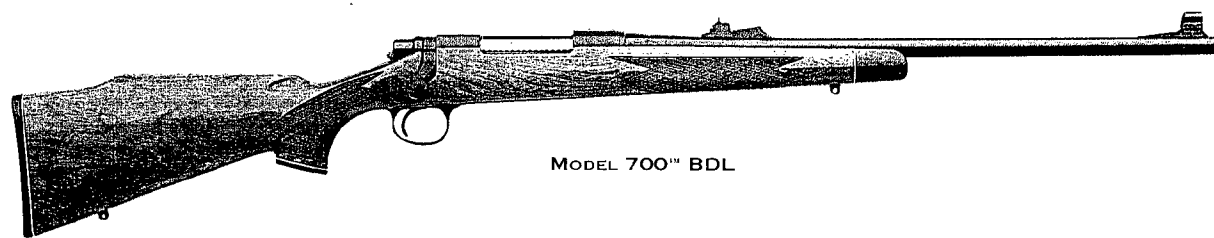

New for 1993: the Model 700™ BDL Stainless Synthetic in fourteen calibers; a European-styled BDL in seven calibers; a 220 Swift addition for the Model 700™ Varmint Synthetic; the Model 700™ Classic in 222 Remington; and for the Model Seven™, a chambering in 17 Remington, and a youth version with 1" shorter stock.

MODEL 700™ BDL

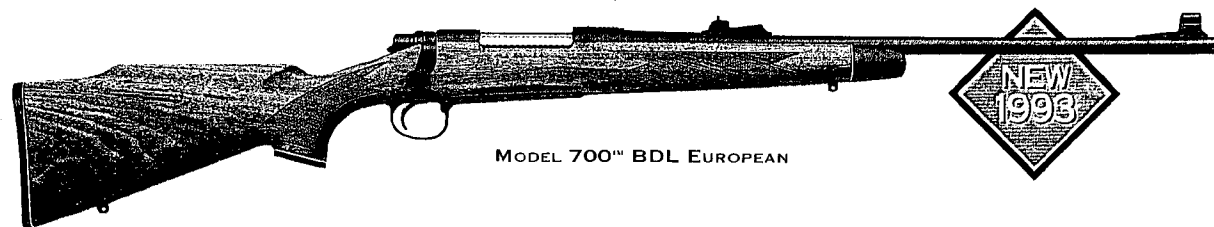
A classic beauty inside and out. The Model 700™ BDL features a Monte Carlo American walnut stock finished to a high gloss, and accented with finely cut skipline checkering for good looks and a sure grip. Also includes a hinged floorplate, sling swivel studs, hooded ramp front sight, and adjustable rear sight. Available in sixteen right-hand calibers and seven popular left-hand calibers. See page 26 for a complete listing of left-hand rifles and shotguns.

MODEL 700™ BDL EUROPEAN


We've brought the rich patina of a hand-rubbed oil finish favored by European riflemen to our Model 700™ BDL. The Monte Carlo comb and raised cheekpiece of its stock are complemented by finely-cut skipline checkering on the pistol grip and fore-end. Offered in seven calibers from the 243 Win. to the 7mm Remington Mag. With 22" barrel in standard calibers (24" in magnum calibers), hinged floorplate, sling swivel studs, hooded ramp front sight, and adjustable rear sight.



MODEL 700™ BDL



MODEL 700™ BDL EUROPEAN



MODEL 700™ BDL STAINLESS SYNTHETIC

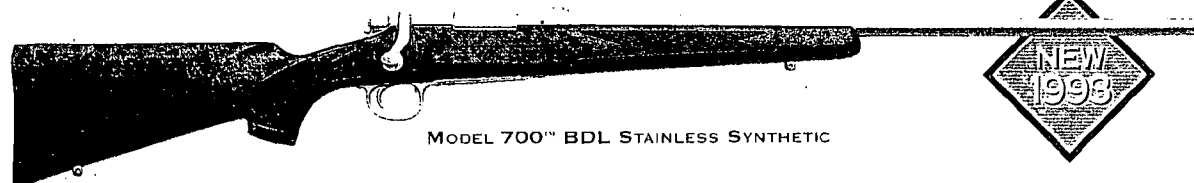
Our all-season Model 700™ BDL SS has a stainless steel barrel, receiver, and bolt for the ultimate in weather resistance and consistent accuracy. In fourteen of the greatest hunting calibers available today – from the 223 Remington to the 338 Win. Mag. Non-magnum calibers feature our standard BDL barrel contour, and magnum calibers have the heavier, magnum barrel contour. All barrels are 24" long. The synthetic stock features a trim profile, straight comb, raised cheekpiece, and hinged magazine floorplate. The metal work incorporates a fine matte finish that won't reflect light. The stock has a textured, black, non-reflective finish with positive checkering on the fore-end and pistol grip, and is furnished with sling swivel studs. *Note: Scope not included.*

MODEL 700™ MOUNTAIN RIFLE STAINLESS SYNTHETIC

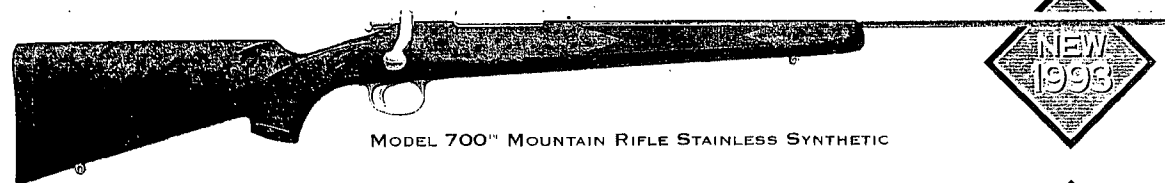
For those who want a rifle with the benefits of an all-stainless barrelled action in a more compact package, we have the Model 700™ Mountain Rifle SS. Offered in four classic long action hunting calibers: 25-06 Remington, 270 Win., 280 Remington, and 30-06 Spfld. The Mountain Rifle SS features a 22" barrel with a slimmed-down, lightweight mountain rifle profile and blind magazine. If you are going into the high country where weight and size come at a premium, and where the weather can change in the time it takes to saddle a horse, then this is the gun to take along.

MODEL 700™ VARMINT SYNTHETIC

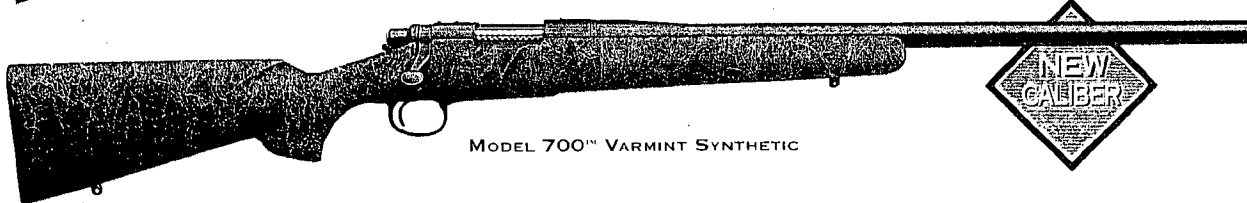
The stock of the Model 700™ VS is reinforced with DuPont Kevlar®, fiberglass and graphite, and stays dimensionally stable in any weather. The heavyweight barrel is completely free-floating. All metal work has a fine, black matte finish that minimizes light reflection. The barrel rests in a precisely machined aircraft-grade aluminum bedding block. The receiver is drilled and tapped for scope mounts. New for 1993 is a chambering in 220 Swift – one of the highest velocity production centerfire cartridges commercially available.



MODEL 700™ BDL STAINLESS SYNTHETIC



MODEL 700™ MOUNTAIN RIFLE STAINLESS SYNTHETIC



MODEL 700™ VARMINT SYNTHETIC



MODEL 700™ MOUNTAIN RIFLE

The lean barrel contour provides the accuracy and proven performance of the Model 700™ in a package that weighs only 6 3/4 lbs. The pistol grip is pitched lower to position the wrist for better grip. The smooth, trim cheekpiece positions the eye for accurate sighting. Also features a satin-finished American walnut stock, 20-line deep-cut checkering, hinged magazine floorplate, sling swivel studs, and trim butt pad.

MODEL 700™ CAMO SYNTHETIC

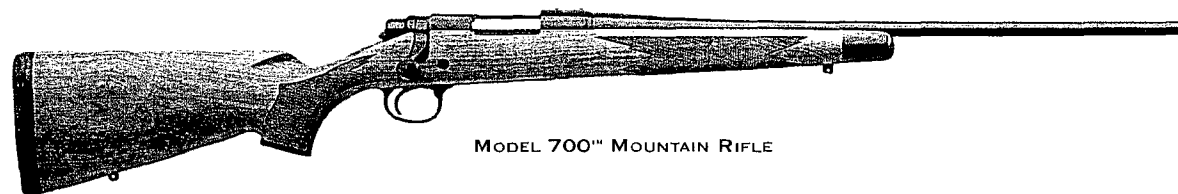
The tough Model 700™ action bedded to a virtually indestructible synthetic stock fully-camouflaged in Mossy Oak® Bottomland™. Stronger than wood and unaffected by weather, this stock will not warp or swell in rain, snow, or heat. It features a straight comb, with raised cheekpiece. The Model 700™ Camo Synthetic comes with a non-reflective matte finish on the bolt, and is available in nine popular calibers from the tack-driving 22-250 Remington to the venerable 300 Wby. Mag.

MODEL 700™ CLASSIC


This year's Model 700™ Classic is chambered for the 222 Remington – one of the most accurate small-caliber centerfire cartridges commercially produced in the world. As a varmint cartridge, its mild recoil, extremely high velocity, flat trajectory, great reloadability, and high accuracy make it a continuing favorite. As always, the Model 700™ Classic rifle features a beautifully-profiled, straight-combed stock of satin-finished American walnut, with cut checkering, sling swivel studs, and hinged magazine floorplate.

MODEL 700™ VARMINT (WOOD)

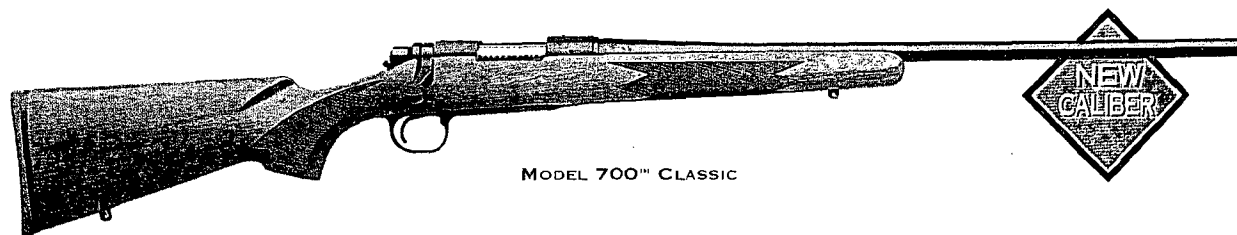
All the features and styling of our Model 700™ BDL (excluding sights), but designed for the dedicated varmint hunter. Its heavy, hammer-forged barrel reduces vibration to provide the stability and accuracy needed for long-range shooting. Available in seven popular flat-shooting calibers.




MODEL 700™ MOUNTAIN RIFLE




MODEL 700™ CAMO SYNTHETIC




MODEL 700™ CLASSIC



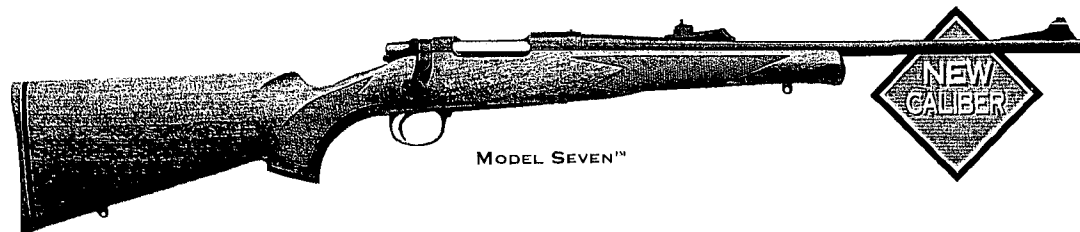
MODEL 700™ VARMINT
WOOD




MODEL 700™ ADL



MODEL 700™ ADL LS
LAMINATED STOCK



MODEL SEVEN™



MODEL SEVEN™ YOUTH

MODEL 700™ ADL

This gun makes legendary performance available at a modest price. Featuring the renowned Model 700™ action, satin-finished walnut stock with cheekpiece, cut checkering, and sling swivel studs. Available in nine great short- and long-action calibers, from the 243 Win. to the 308 Win.

MODEL 700™ ADL LS LAMINATED STOCK

The same features as the affordable Model 700™ ADL, but with the strength of modern laminates and the warm, contemporary beauty of layered hardwoods. Lamination makes the stock stronger than ordinary wood stocks and more resistant to changes in temperature and humidity. Available in four chamberings: 243 Win., 270 Win., 7mm Remington Mag., and 30-06 Spfld.

MODEL SEVEN™

The lightest, most compact of all Remington centerfire rifles, the Model Seven™ is built around the same bolt action design as the Model 700™, but weighs just 6 1/4 lbs., and is a full 5" shorter than its Model 700™ brothers. It features an 18 1/2" tapered barrel for easy handling and pointability, ramp front sight, adjustable rear sight, and hinged magazine floorplate. For 1993, we're offering a new chambering in the hot 17 Remington (no sights, clean barrel).

MODEL SEVEN™ YOUTH


For young shooters who are ready to graduate to a centerfire rifle, but who aren't big enough to borrow Dad's just yet, we offer the Model Seven™ Youth. It comes with all the legendary strength and accuracy of Remington's full-size centerfire rifles, but with a 1" shorter hardwood stock for easy control by small-framed shooters. It is chambered in three great short-action calibers: the 6mm Remington, 243 Win., and 7mm-08 Remington – cartridges big enough to take a wide variety of big game, without the punishing effects of recoil that can ruin a beginner's enthusiasm for shooting.

**MODEL 7400™ &
MODEL 7600™
WHEN THE GAME IS
PLAYING HIDE AND SEEK.**

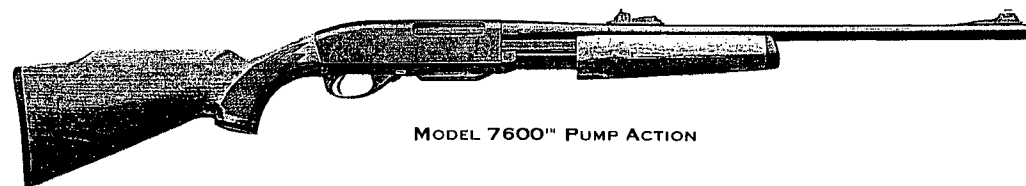
Whitetails play the game better than anything in the woods – now you see them, now you don't. And Whitetail country is where both the Model 7400™ autoloader and the Model 7600™ pump earned their reputations for quick handling and fast, smooth actions. But those qualities alone aren't enough to carry the Remington name. We've also designed an unmatched level of accuracy into both guns: the receivers are machined from solid blocks of ordnance-grade steel, and the barrels are hammer-forged with the same precision as our bolt action guns.

Over the years, we've improved the functioning of the Model 7400™ by spreading gas pressure over a longer increment of time. This has the added benefit of reducing perceived recoil, which will allow you to follow through with a steady second shot if needed. Bolt velocity is also more uniform, which eases wear and tear, and improves reliability.


On the Model 7600™ the barrel is fully-floated, just like custom target rifles, for outstanding accuracy. So once you get it sighted in, it stays there. The Monte Carlo-profiled stocks on both guns have raised cheekpieces, and are carved out of solid American walnut, with a generous amount of cut checkering for good control. And for really close quarters, we offer both guns in a compact 30-06 carbine version with an 18 1/2" barrel. Finally, each gun is available in seven popular calibers from the flat shooting 243 Win.




MODEL 7400™ AUTOLOADER



MODEL 7600™ PUMP ACTION



MODEL 7400™ SP (SPECIAL PURPOSE)



MODEL 7600™ SP (SPECIAL PURPOSE)

to the powerful 35 Whelen. So choose the action you like from the company that's sold more great pumps and autoloaders than any other, and for good reason: they always come through for the shooter.

New for 1993 are Special Purpose finish options for both guns, and a chambering for the Model 7400™ in 35 Whelen – one of the hardest-hitting non-magnum big game cartridges. Also, when you buy either gun (non-SP's only), we'll include our new hard case that's specially made to hold a Model 7400™ or Model 7600™ and lots of accessories. A great value!

MODEL 7400™ AUTOLOADER (PAGE 24)

Pick it up, and you'll be impressed with its great pointability and balance. But you'll really appreciate its performance when you squeeze the trigger. That's because the Model 7400™ has a gas operating system specially engineered to soften recoil. And that means you can keep your eye on the target in case you need an extra shot. With satin or gloss finish on its American walnut stock, adjustable sights, and a removable four-shot magazine.

MODEL 7600™ PUMP ACTION (PAGE 24)

The positive feel and performance of a pump action with excellent balance and pointability. Features Remington's rugged twin action bar system for fast, smooth ejection and chambering, and free-floated barrel for exceptional accuracy. Available with satin or gloss finish on its American walnut stock, adjustable sights, and a removable four-shot magazine.

MODEL 7400™ SP & MODEL 7600™ SP

These special finish versions have the concealment advantages of a non-reflective finish on the wood and metalwork – just the thing to keep a ray of sunlight from reflecting off your barrel at the wrong moment. Available chambered for 270 Win. and 30-06 Spfld. in both models. Sling swivel studs and camo Cordura® sling are sup-

**AT REMINGTON,
"LEFT-HAND" DOESN'T
MEAN "LEFT OUT."**

For years, firearm manufacturers have kept left-handed shooters out in left field. But not Remington. We've always offered a full complement of left-hand guns, and the tradition continues today with over 65 left-hand rifle, shotgun, and long-range pistol specs. See the charts on pages 82-85 for a complete listing of all left-hand production guns.

MODEL 11-87™ PREMIER® LC

The world's finest autoloader, with 28", L-H Light Contour vent rib Rem™ Choke barrel.

MODEL 870™ WINGMASTER® LC

The most popular pump action shotgun in the world, with 28", L-H Light Contour vent rib Rem™ Choke barrel.

MODEL 870™ BRUSHMASTER® DEER

The slug gun standard, with 20", L-H rifle-sighted Rem™ Choke barrel.

MODEL 11-87™ PREMIER® TRAP

With straight or Monte Carlo stock, and 30", L-H vent rib Rem™ Choke barrel.

MODEL 11-87™ PREMIER® SKEET

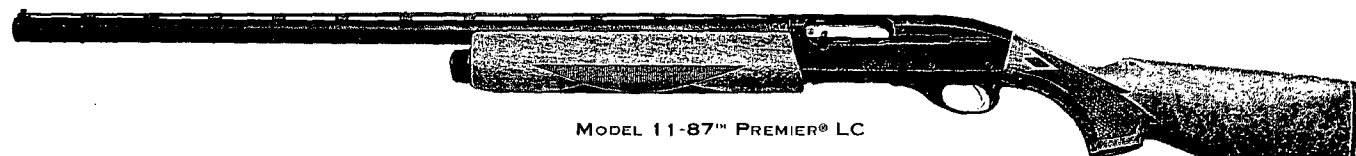
The most reliable 12-ga. autoloader on the market, with 26", L-H vent rib Rem™ Choke barrel.

**MODEL 700™ CUSTOM KS
MOUNTAIN RIFLE**


The ultimate high-country rifle in 10 calibers from the 270 Win. to the 375 H&H Mag. Available from the Remington Custom Shop. For more information, write: Custom Gun Shop Brochure, B6220, Remington Arms Company, Wilmington, Delaware 19898.

MODEL 700™ BDL


The hunter's favorite since 1963, in seven calibers from the 22-250 Remington to the 338 Win. Mag.



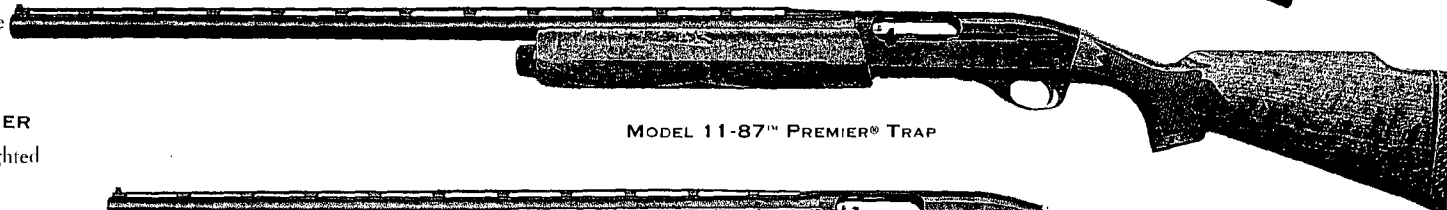
MODEL 11-87™ PREMIER® LC



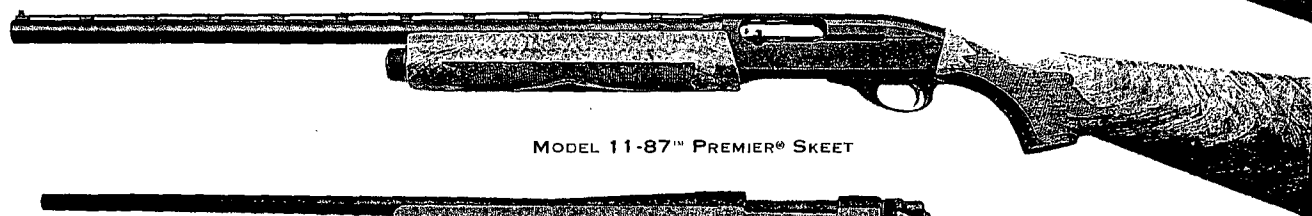
MODEL 870™ WINGMASTER® LC



MODEL 870™ BRUSHMASTER® DEER



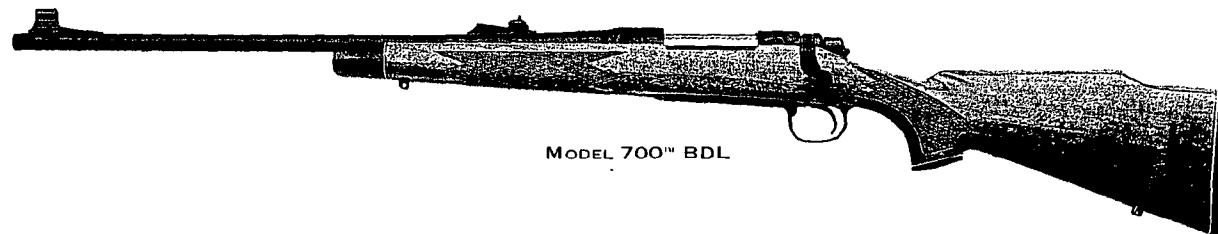
MODEL 11-87™ PREMIER® TRAP



MODEL 11-87™ PREMIER® SKEET



MODEL 700™ CUSTOM KS MOUNTAIN RIFLE



MODEL 700™ BDL

BARBER - R 0002351

BARBER - R 0002351

R 2195915




MODEL XP-100™
THE STANDARD BY WHICH
ALL OTHER LONG-RANGE
HANDGUNS ARE
MEASURED.

The Model XP-100™ started a whole new category in shooting sports when it was introduced in 1963. During the '70's and '80's it became the dominant barreled action in the unlimited class at IHMSA events around the globe. After watching the Model XP-100™ take the metallic silhouette world by storm, handgun hunters took advantage of the Model XP-100's bolt action accuracy to extend the range of their sport, and long-range handgun hunting hasn't been the same since. With the Model XP-100™, MOA accuracy is achievable in most calibers, and many shooters claim their XP's do consistently better than that.

The Model XP-100™ is available in two versions: for silhouette shooters, we have a walnut-stocked, single-shot pistol with a 10 1/2" barrel and open sights. For handgun hunters, the same gun is offered with a 14 1/2" barrel, no sights, and a beautiful, pressure-laminated hardwood stock.

The Model XP-100™ is also available from the Remington Custom Shop in a gracefully-profiled, walnut-stocked single-shot version, or as a repeater with a Kevlar®-reinforced synthetic stock. All "XP" handguns are drilled and tapped for scope mounts. For more information on Custom Shop versions of our Model XP-100™ write: Custom Gun Shop Brochure, B-6220, Remington Arms Company, Wilmington, DE 19898.



MODEL XP-100™
SILHOUETTE & HUNTER

The balance, strength, precision and accuracy you'd expect from a fine rifle — in a handgun. Available in two versions: the Model XP-100™ Silhouette (above) with solid American walnut stock and 10 1/2" barrel with target sights in 7mm BR Remington, and the Model XP-100™ Hunter (at top of page) with laminated wood stock, 14 1/2" drilled and tapped barrel, no sights, and chamberings for 223 Remington, 7mm BR Remington, 7mm-08 Remington, and 35 Remington. Both stocks feature a beautifully-sculptured ambidextrous grip.

Note: Scope not included.

MODEL XP-100™ CUSTOM

The pride of our handgun offerings. The Model XP-100™ Custom features a beautifully-fashioned walnut stock with ergonomically-designed left- or right-handed grip. The Model XP-100™ is available in your choice of eight calibers, from 22-250 Remington to 35 Remington, in light or heavy barrel contours, and left- or right-hand actions. Available from the Remington Custom Shop through your local Remington dealer.

MODEL XP-100R™ CUSTOM
KS REPEATER

The accuracy of the Model XP-100™ in a repeater. With a Kevlar®-reinforced stock for extraordinary strength and durability. The ambidextrous grip is placed at the extreme rear of the gun to allow sufficient clearance for the blind box magazine to be recessed under the bolt. The fore-end has a broad, flat beaver-tail shape for comfortable resting. The Model XP-100R™ is available in seven calibers from 22-250 Remington to 35 Remington. All chamberings come with open sights except 223 Remington and 250 Savage. Includes sling swivel studs at front and rear of stock. Available from the Remington Custom Shop through your local Remington dealer.

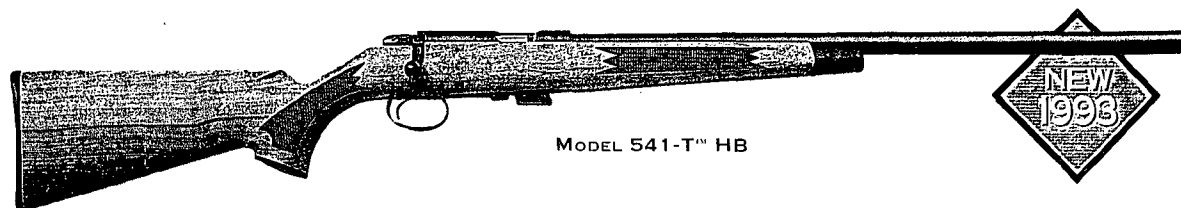
**REMINGTON 22s.
THE RIFLES THAT
SATURDAY AFTERNOONS
WERE MADE FOR.**

For most of us, our first, and longest-lasting experiences with shooting involve a 22. It was the baton with which the love of shooting sports was passed to us from our dads and uncles and older brothers, and odds are it was a Remington. Was it a Model 510™ Targetmaster® that earned you merit badges in the Scouts? Or was it a Nylon 66 that helped you take your first rabbit or squirrel? No matter. If it's Saturday, why not re-discover the spark that started it all? Take your son or daughter out for an afternoon of fun...and pass the baton.

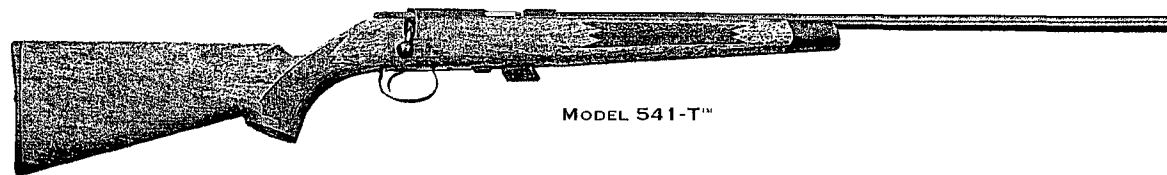
New for 1993 is the Model 522™ Viper™ – a compact, synthetic-stocked rifle that sets new standards for 22 autoloader performance and dependability. And we've given the Model 541-T™ an optional 24" heavy-contour barrel that delivers the kind of accuracy benchrest shooters expect.

MODEL 541-T™

The "T" stands for target, telling you right away this gun is engineered for accuracy. The Model 541-T™ uses a time-proven six-lug, rear lock-up bolt action, mated with a receiver milled from a solid block of ordnance-grade steel. The trigger pulls smoothly, and breaks clean with no creep. You simply can't get better quality in a production 22 repeater. For 1993, the Model 541-T™ is also available with a 24" heavy barrel that prints groups a centerfire shooter would be proud of. The Model 541-T™ is as beautiful to look at as it is to shoot, with a solid American walnut stock and black fore-end tip. The pistol grip and fore-end are graced with a generous amount of deep cut checkering. The Model 541-T™ comes with a 5-shot clip, clean barrel, and receiver drilled and tapped for scope mounts.



MODEL 541-T™ HB



MODEL 541-T™

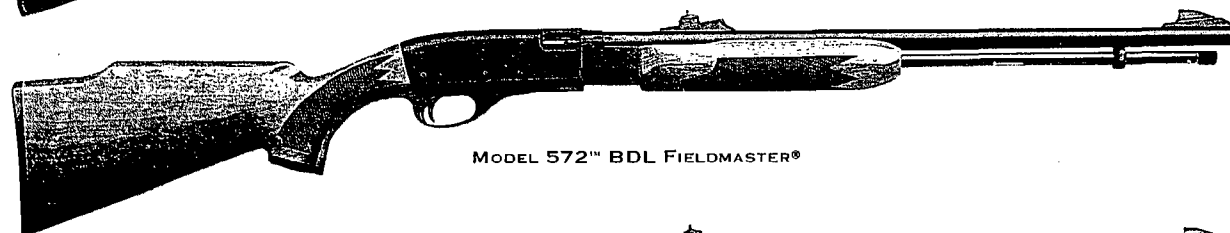


MODEL 522™ VIPER™


◀ The Model 522™ Viper™ is a totally new, state-of-the-art gun design, engineered to give experienced as well as entry-level shooters the highest value for their dollar in a 22 autoloading rifle. The Model 522™ is also one of the most innovative 22 rifles on the market, and incorporates many safety and functional features not offered on competitive 22 rifles. For example, a red indicator shows when the gun is cocked; a disconnect disables the trigger when the magazine is removed; an ejection port shield is molded into the receiver; and a last shot bolt hold-open feature lets the shooter know the gun is empty. The black, hard-wearing stock is made of high-strength injection-molded synthetic resin. The grip is slim and checkered for good control, and the fore-end has a semi-beavertail shape that is comfortable for younger and adult shooters alike. The receiver is made of a lightweight, extremely tough engineered synthetic. The sights are center-fire rifle quality, and the rear sight is fully adjustable for windage and elevation. A grooved scope mounting rail is integrally molded into the receiver. An easy to load, 10-round magazine is supplied. *Note: Scope not included.*



SPORTSMAN® MODEL 581-S™



MODEL 572™ BDL FIELDMASTER®



MODEL 552™ BDL SPEEDMASTER®

SPORTSMAN® MODEL 581-S™

Experienced shooters and beginners alike will appreciate the rugged, dependable performance built into this bolt action rifle. Comes with Monte Carlo styled hardwood stock. With five-shot clip and single shot adapter.

MODEL 572™ BDL FIELDMASTER®

The only pump action 22 rimfire rifle made in America today. Shoots shorts, longs, and long rifle cartridges. Features high-gloss Monte Carlo walnut stock with cut checkering, big game sights, high-luster bluing, and receiver grooved for scope mounts.

MODEL 552™ BDL SPEEDMASTER®

The same styling as our Model 572™ pump action, but in an autoloading version for consistent shooting round after round. With a high-gloss Monte Carlo walnut stock with cut checkering, big game sights, high-luster bluing, and a receiver grooved for scope mounts.

AMERICA'S BEST GUNS - SINCE 1816.

To its owner, a fine gun is a source of almost inexplicable pleasure: the subtle beauty of a highly-figured stock painstakingly decorated with deep, hand-cut checkering. Wood-to-metal fit so close the receiver looks like it grew right out of the walnut. Engraving and precious metal inlay that are timeless expressions of skilled artisans. Action fit and function as smooth as the workings of a fine time piece. And personalized measurements that make the gun feel like an extension of your body. These are just a few of the reasons that make the choice of a custom Remington a wise one... an investment in the quality and craftsmanship of America's best guns, from America's most experienced gun maker.



New for 1993 is the beautiful Model Seven™ MS, with its full-length laminated stock, and a stainless steel version of our awesome Model 700™ Safari KS.

MODEL 700™ CUSTOM

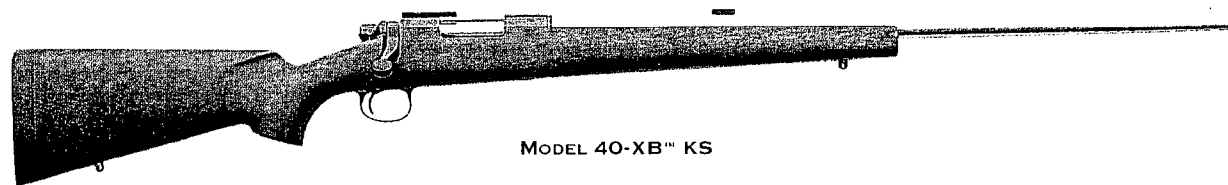
The legendary Model 700™ rifle built at your direction. Available with a hand-made stock of American walnut, English walnut, or California Claro. The stock can be shaped to your precise measurements, and finished off with beautiful, hand-cut checkering. Several engraving choices, many detail upgrades, and a large selection of calibers are offered for the owner who wants a truly "one of a kind" custom rifle.

MODEL 40-XB™ KS

This long-range target rifle features a free-floating barrel, high comb stock, hand-bedded action, and match-grade trigger. In single shot or repeater, with American walnut stock or synthetic stock reinforced with Du Pont Kevlar®. Left-hand actions available in 17 calibers. Other Model 40-X™ variations available for benchrest, rimfire and centerfire National Match Course shooters.



MODEL 700™ CUSTOM



MODEL 40-XB™ KS



MODEL SEVEN™ MS


◀ The newest addition to the Remington Custom Shop family of line guns. We start by fitting a 20" Custom Shop barrel to the compact Model Seven™ action, then add to it a classic Mannlicher-style full-length stock. The select hardwoods have been chosen for their clear grain, and pressure-laminated for strength and dimensional stability. The butt stock features a straight comb with raised cheekpiece, and is fitted with a black rubber recoil pad. The front of the carbine is finished off with a Mannlicher-style fore-end cap/barrel band. This beautiful little rifle is available in eleven great short-action calibers.

MODEL 700™ SAFARI KS STAINLESS

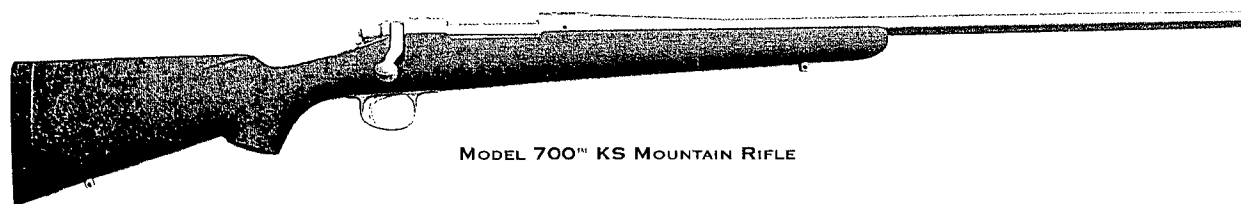
Whether your hunting takes you to the savannah of Africa, the tundra of Alaska, or the great plains of North America, this is the gun to take along. For 1993 we've added the option of a stainless steel barreled action to the line-up for true all-weather durability. The Kevlar® reinforced synthetic stock has a non-reflective gray finish. Cut checkering is 18 lines to the inch for a sure grip. The Model 700™ Safari KS Stainless is chambered for 375 H&H Mag., 416 Rem. Mag., and 458 Win. Mag., in right-hand action only.

MODEL 700™ KS MOUNTAIN RIFLE

This the lightest, toughest Model 700™ rifle available. Kevlar® makes the stock dimensionally stable, and the dull finish makes it virtually invisible to game in open country. The Model 700™ KS is offered in a wide selection of calibers in right- or left-hand versions, right-hand stainless barreled actions, and the option of matte gray or simulated wood grain finish on stocks. We also offer the compact Model Seven™ with a lightweight stock reinforced with Kevlar® in 223 Remington, 7mm-08 Remington, 308 Win., 35 Remington, and 350 Remington Mag.



MODEL 700™ SAFARI KS STAINLESS



MODEL 700™ KS MOUNTAIN RIFLE

REMINGTON FIREARM CARE KITS

Each and every Remington firearm is designed and manufactured to provide many years of enjoyable shooting. To keep your Remington working as accurately and dependably as the first day you fired it, we've developed a full line of superior firearm care products.

BREECH BRUSHES

Remove caked grease and lubricants, carbon, lead and copper deposits, rust and corrosion from all firearm parts with these tough, durable brushes.

CLEANING RODS

Our extra-hard stainless steel shaft rotates in the handle, allowing the bore brush to spiral with the rifling. Bore guides keep rod from abrading bore, plastic tips shield threads when rod is not in use. Available in one-piece rods for home or shop use, and three-piece rods for field cleaning and handguns.

REM™ OIL WIPE

This 100% cotton flannel cloth is treated with Rem™ Oil to remove fingerprint acid from firearms and help prevent rust.


BORE GUIDE

Fits on all Remington cleaning rods to prevent bore damage.



SHEEPSKIN WIPE

Durable and long-lasting, it comes ready-treated with Remington Universal Grease, and may be re-treated with grease whenever needed.




COMPLETE CLEANING KITS

Everything you need to provide the year-round cleaning and maintenance necessary to protect your firearm investment.

Includes a 3-piece stainless steel cleaning rod, phosphor-bronze bore brush with no-scratch loop tip, patch puller of

cadmium-plated steel, brass jag, revolver firing-pin shield (handgun kit only), double-napped cleaning patches and bore






PATCHES

Napped on both sides for extra absorbency, and cut to clean thoroughly without jamming in bore. 100% cotton flannel.

FIRING-PIN GUARD

Prevents damage to the firing pin when the cleaning rod is pushed through the bore, and keeps solvents and dirt out of the action during cleaning.



LEAD WIPE

Lifts lead and carbon deposits from shotgun, rifle, and handgun bores.

SWABS

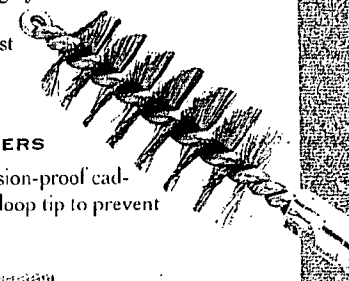
Durable base, thick-nap, 100% cotton for maximum absorbency.

JAGS

All-brass construction helps prevent bore damage; pointed tip keeps patch from sliding and jamming in bore.

BORE BRUSHES

High-quality phosphor-bronze bristles resist corrosion and clean thoroughly without excessive abrasion. Dense bristles resist flattening and breaking off in bore.





PATCH PULLERS

Made of durable, corrosion-proof cadmium-plated steel with loop tip to prevent scratching.

RIMFIRE ACCESSORIES ADAPTER

Allows you to attach rimfire accessories to a standard centerfire or shotgun rod.



swab of 100% cotton and 1-oz. squeeze bottles of Rem[®] Oil lubricant and Remington Bore Cleaner. All packaged in

a tough, secure-latching plastic storage box that's impervious to lubes and cleaners. For specific instructions on

how to properly clean your firearm, ask your dealer for a copy of our "Remington Firearm Care" booklet.

REMINGTON OILS AND LUBRICANTS


Remington's line of cleaning agents and lubricants are made of the most advanced formulas to help protect and extend the life of your firearms.

REM™ OIL

A favorite of sportsmen for years, Rem™ Oil displaces and repels moisture to guard against rust and corrosion. Its exclusive lubricant formula contains Du Pont Teflon® to ensure smooth, reliable performance in all kinds of weather. 1/4 oz. Tube, 1 oz. Bottle, 4 oz. Can, 10 oz. Can, 24 oz. Bottle.

REMINGTON BORE CLEANER

Made from an environmentally safe formula, Remington Bore Cleaner effectively removes carbon, lead, copper, and plastic-wad fouling from the bore. Free of corrosive acids, it will not deteriorate the bore or bronze bore brushes. 1 oz. Bottle, 4 oz. Bottle.



SIGHT BLACK OUT

This spray blackens the front sight and barrel top instantly to eliminate glare, reduce eyestrain, and improve aiming. Harmless to all gun finishes, the waterproof formula won't bleed or rub off. 3.5 oz. Aerosol Can.



REM™ DRILUBE

This instant dry spray lubricant keeps firearms working smoothly even at temperatures as low as -40°F. Its clean, non-staining formula contains Du Pont Teflon® for superior lubrication. 4 oz. Can.



BLACK POWDER PATCH LUBE

This lubricant reduces fouling, patch burnout, and buildup of unburned powder, while protecting the bore from rust. The result is increased muzzle velocity for flatter, more accurate shots. 3.75 oz. Jar.



HINGE & HIGH-PRESSURE GREASE

Lubricates hinges of break-open shotguns and all sliding surfaces of semi-automatic and fully automatic firearms. Effective on stainless and carbon steels, alloys, and polymer plastics, it safeguards guns against rust and corrosion. 3.75 oz. Jar.



**SILICONE
TREATMENT**

An ideal general-purpose treatment for a wide variety of out-door equipment. The non-greasy formula lubricates, protects, repels moisture and retards mildew while keeping wood, leather, rubber, and plastic from drying and cracking. 8 oz. Can.



**REM™ ACTION
CLEANER**

Spray-cleans firearm actions and fire-control mechanisms with no disassembly required. The non-flammable formula cuts through caked lubricants, including grease, synthetic and petroleum-based lubes, and gum. Leaves no residue, providing a dry, clean surface. 9 oz. Can, 16 oz. Can.



**CHOKE-TUBE
CLEANER**

Cleans removable choke tubes and gas-operating parts overnight by soaking away plastic-wad deposits, carbon fouling, and other corrosives. Leaves anti-rust film to prevent tubes from sticking in bores and damaging threads. 3.75 oz. Jar.




**UNIVERSAL
GREASE**

Ideal for firearms and other outdoor gear, this grease provides reliable long-term insurance against rust and corrosion. Keeps firearms rust-free during storage—even in humid climates. Remington formula resists gumming and caking. 1 oz. Tube, 3.75 oz. Jar.



**KIT #1: SHOTGUN
BOLT PARTS**

Contains firing pin, spring, and retainer; extractor, spring, and plunger; operating handle. For Model 870™, Model 1100™, and Model 11-87™ shotguns.



**KIT #4 & #5
FRONT AND REAR
RIFLE SIGHTS**

Front Kit Contains ramp and screws, blade, and hood. For Models 700™, Four™, Six™, 7400™, 7600™, 74™, 76™, and 78™ rifles. Rear Kit Contains ramp and screws, slide, aperture, windage and elevation screws. For Models 700™, Four™, Six™, 7400™, 7600™, 552™, and 572™ rifles.




**KIT #2:
AUTO-LOADING GAS
SEALS**

Contains piston, piston seal, barrel seal, and fore-end support. For Model 1100™ and Model 11-87™ shotguns.



**KIT #6:
REM™ CHOKES**

Contains tube of specified choke size. For all Remington Rem™ Choke Barrels. See page 16 for a full description of available Rem™ Choke tubes; see page 83 for a complete listing of all available choke types/gauges.



**KIT #3: SHOTGUN
MAGAZINE
COMPONENTS**

Contains magazine cap and plug. For Model 870™, Model 1100™ and Model 11-87™ shotguns.



**KIT #7: MAGAZINE
CLIPS**

Contains specific clip for Remington autoloading and pump, centerfire or rimfire rifles by model and caliber.

DON'T USE ANYTHING LESS THAN A REMINGTON PART IN YOUR REMINGTON.

A well-loved gun is a well-used gun. And the more you use your firearm, the more likely it is that you'll eventually need a spare part or two. When that happens, look to the Remington Gun Shop – a full line of the most popular spare parts for Remington shotguns and rifles. There are seven different kits, and each is complete with all the components and installation information you need.



SPORTSMAN'S SOAP

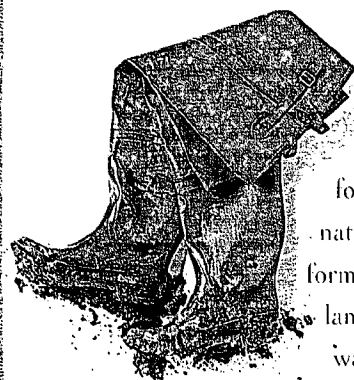

This all-purpose, extremely effective, concentrated soap removes food odors, fuel odors, and human scent from clothes and skin. Ideal for fishermen as well as hunters, it also removes fish odors from tools and keeps lures clean and free of human scent. Gentle on skin, safe for use on pets, and biodegradable.

SPORTSMAN'S WIPES

Features the same odor-neutralizing formula of our Sportsman's Soap in convenient, biodegradable, disposable towels. Each towel is individually sealed in its own protective envelope. Easy to carry along in your car, truck, gear bag, or pocket.


Waterfowlers are crazy.

Crazy about things like the soft chattering sounds of ducks stirring in the marsh before sun up, and the musty smell of the mud flats at low tide; the fleeting, phantom images of the first birds to move out before there's enough light to tell what's what; or the sight of a proud Labrador tracking incomers like radar. Waterfowlers also view things differently than ordinary people. Like the privilege of getting up at 4:00am to go and crouch for hours in a cold, wet, hole in the ground.




They see it as a chance to sit in a box seat for one of mother nature's best performances – a wetlands sunrise. We want you to think of Remington as *your*

ticket to that box seat – your ticket to a great hunting experience.



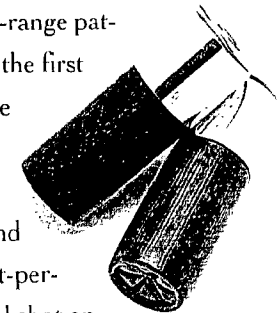


It used to be that the rain, snow, sleet and bitter cold that made for good shooting also made for a long day in the marsh.



And you were never really sure how well your gear was going to

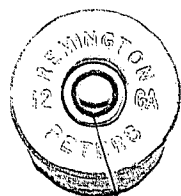
hold up under the abuse of the elements – especially your shells. *Until Remington made the difference.* We have a long tradition of shotshell developments that have made waterfowling ammunition much more reliable: Kleanbore® primers for rust-free barrels; the first magnum shotshells worthy of the name; Power Piston® one-piece plastic shot cup/wads that improved long-range patterns dramatically; the first plastic hulls for true water- resistance;



Duplex® multi-range shotshells, and the largest and best-performing line of steel shot on the market today. Why? Because we believe you should be thinking about how your decoys are working, not about your ammo. Just remember to keep your head down – we'll take care of the rest.

NITRO-STEEL™ AND EXPRESS-STEEL™ KNOCKDOWN POWER THAT GOES THE DISTANCE.

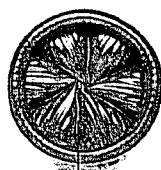
As of this year, there are only two kinds of steel shotshells you can buy – Remington's and everyone else's. Why? Because with the introduction of our new



**WETPROOF™
PRIMER SEAL**

Nitro-Steel™ Magnum and Express-Steel™ lines, our steel is clearly superior to all the others.

When you need every ounce of knockdown power you can get, Remington's new Nitro-Steel™ Magnums will help you reach out and do the job. Nitro-Steel™ Magnums have the industry's only factory loading of "TT" shot – what you need for those tough-breasted specklebellies and high flying snows. We've added TT shot to 10-ga and 12-ga 3" Magnums, including our all-new 3 1/2" 12-ga. steel loadings. All together, we have 37 different choices of Nitro-Steel™ Magnums when you need ammunition that can go the distance. For closer shots on decoying ducks, or for upland and small game hunting in "Steel Only" Zones, our new Express-Steel™ is the only choice. Our Express-Steel™ line includes eight new loadings for 16- and 20-ga. shooters with 2's through 6's for dense, hard-hitting patterns. And we've also added a lightweight 12-ga. loading with less recoil.




**WETPROOF™
CRIMP SEAL**




Specially-blended powders burn clean,
produce uniform velocity


Clean, dependable Kleanbore® primer

Red lacquer Wetproof™ sealant – visible
protection against moisture



BARBER - R 0002363





Rustless™ steel shot is zinc galvanized to prevent corrosion

Wetproof™ crimp sealed at center of folds

Tough, high density plastic shot container for maximum barrel protection

High capacity plastic hull for maximum payloads

THE NITRO-STEEL™ AND EXPRESS-STEEL™ DIFFERENCE.

Shotshells and water don't mix, so we've designed a new process to Wetproof™ our steel shells. We seal in performance and seal out the elements. Our new Rustless™ steel



RUSTLESS™
STEEL SHOT

shot is zinc galvanized to prevent corrosion. That's important, because unprotected steel shot can rust, affecting both pattern

and performance.

Keeping steel pellets from rusting is a prime concern for today's waterfowlers, but no less important is keeping your powder dry. So we seal the primers in our steel shotshells with a special lacquer to keep out moisture. It's colored red so you'll know at a glance your shell is a Remington Wetproof™ shell. The crimp can also allow water to enter a shell, so it too, gets our new Wetproof™ treatment.

Add to these improvements our clean-burning powder blends, Kleanbore® non-corrosive priming mixture, and our special high-density polyethylene shot containers that protect the barrel and seal in powder gases for consistent velocity. When you stack it all up, you'll see why there really are only two choices in steel shotshells: Remington Steel...and everything else.

For a detailed guide to the selection and use of steel shot, pick up a copy of our brochure "Remington Steel" from your local Remington dealer, or write to: Steel Shot Brochure, B-6306, Remington Arms Co., Wilmington, DE 19898

NITRO-STEEL™ MAGNUMS

Order Number	Gauge	Length	Dr. Eq.	Velocity FPS @3 Ft.	Total Oz. Shot	Shot Sizes
NSTL10 MAG★	10	3 1/2"	Magnum	1260	1 3/4	TT, T BBB, BB, 2
NSTL12S MAG★	12	3 1/2"	Magnum	1300	1 9/16	TT, T, BBB, BB, 2
NSTL12H MAG★	12	3"	Magnum	1265	1 3/8	TT, T, BBB, BB, 1, 2, 3, 4
NSTL12 MAG★	12	3"	Magnum	1375	1 1/4	TT, T, BBB, BB, 1, 2, 3, 4
NSTL12S MAG★	12	2 3/4"	Magnum	1275	1 1/4	T, BBB, BB, 1, 2, 3, 4
NSTL20H MAG★	20	3"	Magnum	1330	1	2, 3, 4, 6

Note: In "TT", "T", and "BBB" loads, shot charge is determined by pellet count rather than weight. Actual pellet counts are listed on the ammunition box.

EXPRESS-STEEL™ EXTRA LONG RANGE

STLSP12★	12	2 3/4"	Max.	1365	1 1/8	BB, 1, 2, 3, 4, 6
STLSP12L★	12	2 3/4"	Max.	1375	1	2, 3, 4, 5, 6
STLSP16★	16	2 3/4"	Max.	1300	15/16	2, 4, 6
STLSP20★	20	2 3/4"	Max.	1425	3/4	2, 3, 4, 5, 6

SP DUPLEX® STEEL SHOT

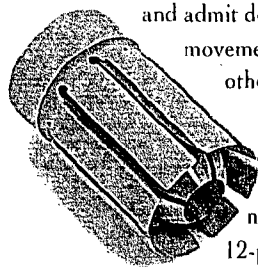
MRS10M	10	5 1/2"	Max.	1260	1 3/4	TxBB, BBx1
MRS12M	12	5"	Max.	1265	1 3/8	BBx1, BBx2, 1x3
MRS12H	12	5"	Max.	1375	1 1/4	BBx1, BBx2, BBx4, 1x3, 2x6
MRS12SM	12	2 3/4"	Max.	1275	1 1/4	BBx2, 1x3
MRS12	12	2 3/4"	Max.	1365	1 1/8	BBx1, BBx2, BBx4, 1x3, 2x6

REMINGTON PREMIER® COPPER SOLID™ SABOT SLUGS

You've been sitting 15 ft. in the air for the better part of a day with nothing for company but two bickering crows and a long-cold hand warmer. Time to come down and admit defeat. But wait...that movement - way over on the other side of the draw. At first it looked like the branches of a small tree. Then you recognized him...that phantom 12-pointer you saw at the end of last season, and have been dreaming about all summer. But he's at least 90 yards out and starting to move again. You need an accurate shot that anchors him straight away, because at his size, anything less is a recipe for a long track in falling light. You've got to drop him with one shot, and you've got to do it now.


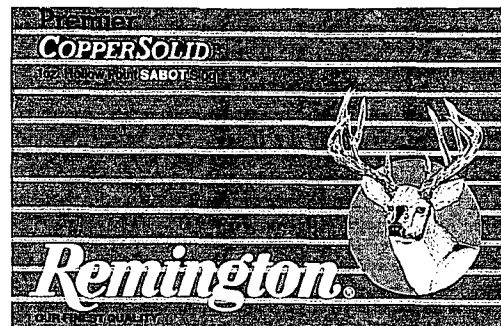

Tough spot, right? But you're shooting our new Premier® Copper Solid™ Sabot slugs, so put the crosshairs right behind his shoulder, and squeeze the trigger, because this new sabot round is unlike any other deer slug made.

First of all, it's an ounce of solid copper... not a lead core with a copper jacket or copper plating. And it's machined out of solid stock using computer-controlled Swiss screw technology for perfect balance and concentricity. So after it separates from our tight-fitting, eight-fingered sabot, it flies with the precision of a centerfire round. Wind drift, drop,



Specially blended powders burn clean,
produce uniform velocity.

Dependable Kleanbore® Primer



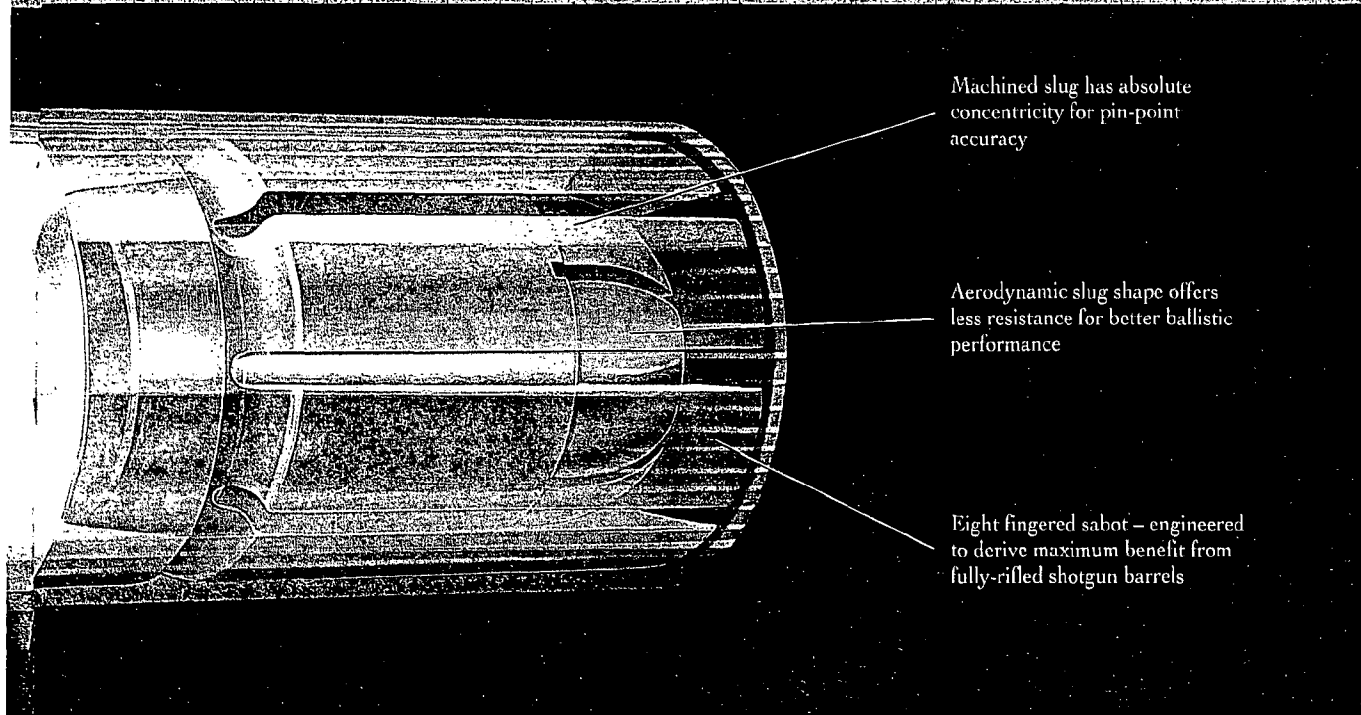
Test lab photography clearly shows the clean, uniform opening of the sabot - a key to the Copper Solid™ slug's incredible accuracy.

PREMIER® COPPER SOLID™ SABOT SLUG

Order Number	Shell Gauge	Slug Wt. Length (in.)	Slug Wt. (oz.)	Velocity (ft./sec.)			Energy (ft.-lb.)			Drop (in.)	
				Muz.	50 yds.	100 yds.	Muz.	50 yds.	100 yds.	50 yds.	100 yds.
PR12RS★	12	2 3/4"	1	1450	1316	1203	2054	1692	1413	0.0†	-4.2

† 0.0 indicates yardage at which shotgun was sighted in.

★ NEW FOR 1993



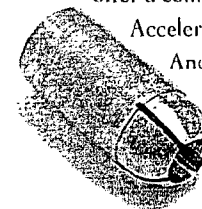
Machined slug has absolute concentricity for pin-point accuracy

Aerodynamic slug shape offers less resistance for better ballistic performance

Eight fingered sabot - engineered to derive maximum benefit from fully-rifled shotgun barrels

and energy put this 52-caliber slug in a class by itself in terms of deer slug ballistic performance. In terms of accuracy, you can expect 100-yd. groups of 2 1/2" or less out of a fully-rifled Remington barrel.

Remington is the proven leader in sabot technology - we were the first company to offer a commercial sabot, the Remington Accelerator®, almost two decades ago.



And our design for the Copper Solid™ sabot is unlike any other on the market today. Instead of two halves that can slip in the rifling, ours has precision-molded fingers that lock


into the rifling grooves for more positive engagement and higher rotational speed. And that means greater accuracy.

On-game results are incredible. The hollow point design of our new Premier® Copper Solid™ slug features four precisely machined slots that direct the mushrooming process.

As the nose sections open, tremendous energy is transferred, giving you the benefit of devastating impact...the kind of impact that puts big game down quickly and cleanly. The nose sections achieve a maximum outward expansion of well over 2X caliber diameter, then separate from the main body of the slug, and create additional wound channels as they continue to penetrate. The slug continues to drive deeper, even through bone that will often deflect or stop a lead slug.

Phenomenal accuracy, tremendous on-game energy, multiple wound channels - you simply can't get this kind of performance with any other deer slug except the new Remington Premier® Copper Solid™ sabot slug.

PREMIER® COPPER SOLID™ SHOT INTO BALLISTIC GELATIN



Actual 100 yd. target showing the incredibly consistent accuracy of our new Premier® Copper Solid™ Sabot slugs. This 50-shot group measures just under 3.9".



As slug penetrates, hydraulic action forces nose sections outward, increasing frontal area for maximum energy transfer

After nose sections expand fully, they separate from main slug body, and develop additional wound channels as they continue to penetrate

Main body of slug drives deep, with momentum forcing it through bone that can often stop or deflect lead slugs

REMINGTON SHOTSHELLS. FIRST IN THE FIELD.

SP DUPLEX® SHOTSHELLS

Duplex® is the only factory-loaded shell with two shot sizes carefully layered in one shell. With a charge of larger shot up front and smaller pellets behind, Duplex® loads offer increased energy over comparable single pellet loads without reducing pattern density. Just what you need if that gobbler you've been expecting to see at 35 yards suddenly appears from behind a tree at 15 yards. And these copper-plated, buffered magnum shells have black heads and olive drab hulls to keep them hidden from prying eyes. Only from Remington!

PREMIER® TURKEY LOADS

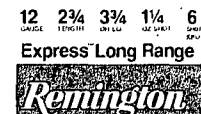

Maximum power and dense patterns are the hallmarks of our Premier® Turkey shotshells. We cover the magnum-grade shot with Copper-Lokt™ copper plating, cradle it in our Power Piston® wad, and surround it with special polymer buffering to protect the pellets for true flight and consistently tight patterning. Premier® Turkey loads are available with some of the heaviest payloads of 4's, 5's or 6's on the market, in "super magnum" 3 1/2" 12-ga. and 10-ga. shells, and regular 12-ga. 3" and 2 3/4" magnums.

NITRO MAG® SHOTSHELLS

The original buffered magnum shotshells from Remington. The shot charge is packed with a generous amount of shock-absorbing polymer buffering, and surrounded by our patented Power Piston® wad to protect the specially hardened shot all the way down the barrel, for dense, even patterns and uniform shot strings. The heavier payloads in all Nitro Mag® shotshells provide the pattern power for everything from turkeys to late season pheasants.

EXPRESS® EXTRA LONG RANGE SHOT SHELLS

Express® is the standard by which other long-range shotshells are measured. These high-base loads are offered in a wide selection of loadings



SP DUPLEX® SHOTSHELLS

Order Number	Gauge	Shell Length	Powder Dr. Eq.	Velocity FPS@ 3Ft.	Ounces of Shot	Shot Sizes
MRP10H MAG	10	3 1/2"	Max.	1210	2 1/4	4X6
MRP12XH MAG	12	3"	Max.	1175	2	4X6
MRP12H MAG	12	3"	Max.	1210	1 7/8	2X4§, 2X6, 4X6
MRP12S MAG	12	2 3/4"	Max.	1260	1 1/2	2X4§, 2X6, 4X6

§Subject to stock on hand

PREMIER® TURKEY LOADS

Order Number	Gauge	Shell Length	Powder Dr. Eq.	Velocity FPS@ 3Ft.	Ounces of Shot	Shot Sizes
PR10HMAG	10	3 1/2"	Max.	1210	2 1/4	4, 6
PR1235MAG	12	3 1/2"	Max.	1150	2 1/4	4, 6
PR12XHMAG	12	3"	Max.	1175	2	4, 5, 6
PR12SMAG	12	2 3/4"	Max.	1260	1 1/2	4, 6

SHOT SIZES

Number	6	5	4	3	2	1	BB	BBB	T	TT
Diameter in inches	.11	.12	.13	.14	.15	.16	.18	.19	.20	.21

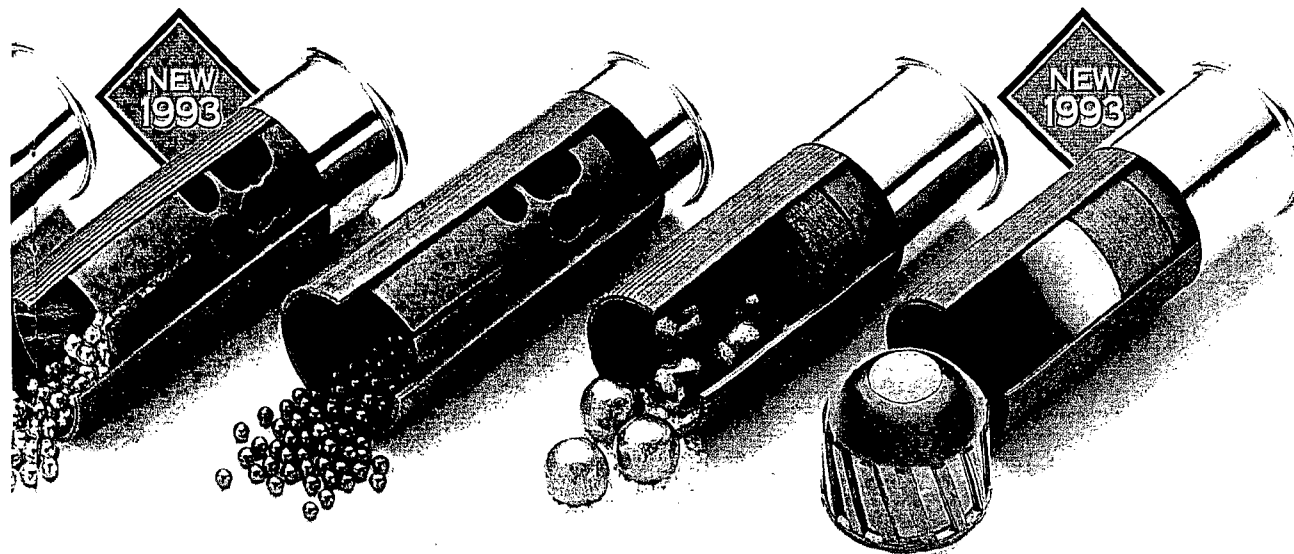
NITRO MAG® BUFFERED MAGNUMS

Order Number	Gauge	Shell Length	Powder Dr. Eq.	Velocity FPS@ 3Ft.	Ounces of Shot	Shot Sizes
SP10HNM	10	3 1/2"	4 1/2	1210	2 1/4	2, 4, 6
SP12HNM	12	3"	Max.	1210	1 7/8	2, 4, 6
SP12NM	12	3"	4	1280	1 3/4	4, 6
SP12SNM	12	2 3/4"	Max.	1260	1 1/2	2, 4, 6
SP20HNM	20	3"	Max.	1185	1 1/4	4, 6, 7 1/2
SP20NM	20	2 3/4"	Max.	1175	1 1/4	4, 6

EXPRESS® EXTRA LONG RANGE

Order Number	Gauge	Shell Length	Powder Dr. Eq.	Velocity FPS@ 3Ft.	Ounces of Shot	Shot Sizes
SP10MAG	10	3 1/2"	Max.	1210	2	BB, 2, 4
SP12	12	2 3/4"	3 3/4	1330	1 1/4	BB, 2, 4, 5, 6, 7 1/2, 9
SP16	16	2 3/4"	3 1/8	1295	1 1/4	4, 6, 7 1/2
SP20	20	2 3/4"	2 3/4	1220	1	4, 5, 6, 7 1/2, 9
SP28	28	2 3/4"	2 1/4	1295	3/4	6, 7 1/2
SP410†	.410	2 1/2"	Max.	1200	1/2	4, 6, 7 1/2
SP4103†	.410	3"	Max.	1135	1 1/4	4, 5, 6, 7 1/2, 9

†Uses a special shot container



in all gauges. They have our exclusive Power Piston[®] wad to cushion and protect the shot and prevent barrel leading. The wad's base seals the gas behind the shot column to deliver maximum energy and tight, even patterns.

PREMIER[®] FIELD LOADS

Our highest quality field loads. We start with a mid-height brass cap for strength. Inside, we load specially-graded, extra-hard lead shot and give it our Copper-Lokt[™] plating for surface smoothness. The shot charge is protected by a Power Piston[®] one-piece wad for less pellet distortion, giving dense patterns with less flyers. In 12-, 16-, and 20-ga., with 6's, 7 1/2's and 8's.

SHURSHOT[®] HEAVY DOVE LOADS

When you need to put a dense pattern over some wary doves, ShurShot[®] is the way to go. Designed specifically for upland and small game hunting, these shells have 1/8 oz. more shot than promotional shells for better pattern density without the recoil of typical high-base loads. The ideal choice when you need increased pattern performance in a low-base field load.

PREMIER[®] FIELD LOADS

Order Number	Gauge	Shell Length	Powder Dr. Eq.	Velocity FPS@3 Ft.	Ounces of Shot	Shot Sizes
PRI2HF ★	12	2 3/4"	5 1/4	1220	1 1/4	6, 7 1/2, 8
PRI2F ★	12	2 3/4"	5 1/4	1255	1 1/8	6, 7 1/2, 8
PRI6F ★	16	2 3/4"	2 3/4	1185	1 1/8	6, 8
PR20F ★	20	2 3/4"	2 1/2	1165	1	6, 7 1/2, 8

SHURSHOT[®] HEAVY DOVE LOADS

Order Number	Gauge	Shell Length	Powder Dr. Eq.	Velocity FPS@3 Ft.	Ounces of Shot	Shot Sizes
R12HD ★	12	2 3/4"	5 1/4	1255	1 1/8	6, 7 1/2, 8
R20HD ★	20	2 3/4"	2 1/2	1165	1	6, 7 1/2, 8

EXPRESS[®] BUCKSHOT LOADS

Order Number	Gauge	Shell Length	Powder Dr. Eq.	Velocity FPS@5 Ft.	Buckshot Size
SP12BK-5PK	12	2 3/4"	3 3/4	1325	000, 00, 0, 1, 4
SP16BK-5PK	16	2 3/4"	3	1225	1
SP20BK-5PK	20	2 3/4"	2 3/4	1200	3
SP12S Mag. BK-5PK	12	2 3/4"	4	1290	00, 1
SP20S Mag. BK-5PK	12	3"	4	1225	000, 00, 1, 4

PREMIER[®] NICKEL BUCKSHOT LOADS

Order Number	Gauge	Shell Length	Powder Dr. Eq.	Velocity FPS@5 Ft.	Buckshot Size	Pellet Count
PRI2SNBK	12	2 3/4"	4	1290	00	12
PRI2SNBK	12	2 3/4"	4	1250	4	34
PRI2HNBK	12	3"	4	1225	000	10
PRI2HNBK	12	3"	4	1210	00	15
PRI2HNBK	12	3"	Max.	1040	1	24
PRI2HNBK	12	3"	4	1210	4	41

SLUGGER[®] RIFLED SLUGS

Order Number	Gauge	Shell Length	Slug Wt. (oz.)	Velocity (ft./sec.)	Energy (ft.-lb.)	Drop (in.)
SP12 Mag. RS-5PK ★	12	3"	1	1760	1345	1075
SP12S Mag. RS-5PK ★	12	2 3/4"	1	1680	1285	1045
SP12RS-5PK ★	12	2 3/4"	1	1560	1175	977
SP16RS-5PK	16	2 3/4"	4/5	1600	1175	965
SP20RS-5PK	20	2 3/4"	5/8	1580	1240	1034
SP410RS-5PK	.410	2 1/2"	1/5	1830	1335	1040

BUCKSHOT

Remington Express[®] Buckshot loads contain a special granulated polymer buffering material which cushions the buckshot and helps keep it round, for tight, uniform patterns. Our Premier[®] buckshot features extra-hard, nickel-plated buckshot for super-tight, long-range patterns. Both are available in a complete range of sizes from 000 to 4.

SLUGGER[®] RIFLED SLUGS

For 1993, we've optimized the shape of all our 12-ga. Slugger[®] rifled slugs for improved aerodynamics. And even better accuracy. A new alignment disc in the wad column provides a straighter push down the bore. At velocities up to 1760 fps, these improved slugs deliver better ballistic performance and less wind deflection. Standard velocity slugs are also available in 12-, 16-, 20-gauge and .410 bore.

★ NEW FOR 1993

**NOBODY CAN GUARANTEE
YOU A WIN, BUT WE
GUARANTEE OUR TARGET
LOADS WILL GIVE YOU THE
CONFIDENCE TO WIN.**

We know how serious you are about winning, so we make shells that demonstrate our understanding of what it takes to be a champion. Our Premier® Target loads are designed for the exacting demands of the competitive clay target shooter, and our patented Duplex® multi-layered shotshells are uniquely suited to the demands of Sporting Clays. All of our target loads have one thing in common – the best quality control in the business, for absolutely dependable performance shot after shot, round after round, tournament after tournament.

New for 1993 is a 1-oz. loading of No. 9 shot in our 20-ga. Premier® target load – the target-breaking power of a 12-ga. load with recoil that feels like a 7/8 oz. shell. We also have expanded our Duplex® Target line to include a 7 1/2 X 8 1/2 payload – a great choice for trap doubles, and a very flexible shell for the varying shots and targets served up on Sporting Clays courses these days.


DUPLIX® SPORTING CLAYS

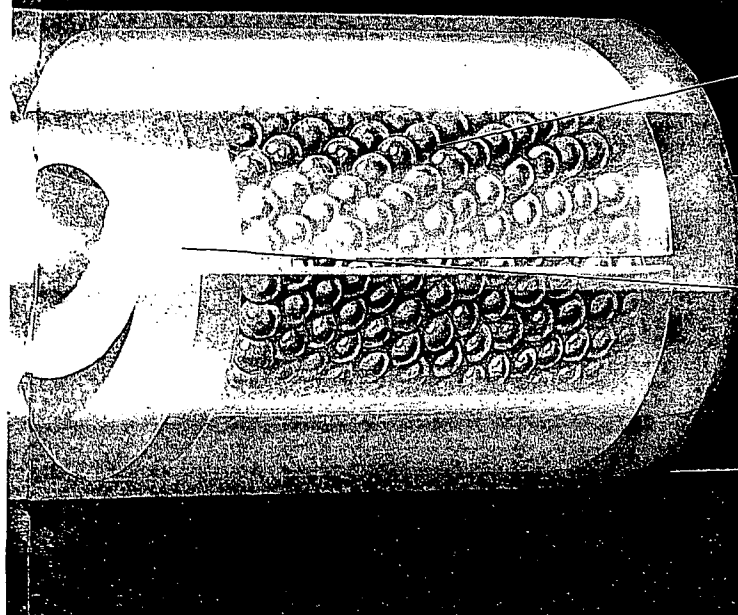
The one thing that's predictable about Sporting Clays is its absolute unpredictability. That's why you need our Duplex® Sporting Clays ammo, the only target shell with two shot sizes, to give you a competitive edge when target size, hardness, angles, and distances all vary. With a 50/50 split of 7 1/2 X 8's in a layered combination for the ultimate in pattern density and long-range, target-breaking power. With our Duplex® Sporting Clays load, one shell covers all the possibilities.

Our special powder blends for
minimum recoil sensation

Dependable 209 Premier® Primer

All brass head for easy resizing





Hard, target-grade shot for tight, even patterns

Eight segment crimp for easy reloading

Figure 8™ one-piece wad cushions and protects shot. Lighter weight for less recoil

Durable Hardbody™ hull for more reloads

PREMIER® TARGET

Features our hot 209 Premier® primer and clean-burning powder for consistent ignition, durable Hardbody™ hull for more reloads, and patented Figure 8™ wad for uniform velocities and dependable patterns. Available in both 12- and 20-gauge.

DUPLEX® TARGET

The same features as our Premier® Target loads, but with two carefully layered shot sizes in one shell — 7 1/2 x 8, or 7 1/2 X 8 1/2 — for improved patterns and more target-breaking energy at longer ranges.

REM-LITE™ PREMIER® TARGET

The right choice for shooters who want to punish targets...not themselves. Soft-shooting Rem-Lite™ target shells are ideal for long tournaments or recoil-sensitive shooters. They give you all the pattern performance you want in a target load — without the recoil. Available with 7 1/2, 8, or 9 shot.

PREMIER® INTERNATIONAL TARGET

Features a 24 gm. charge of target-grade shot that's specially graded for roundness and strict conformance to ISU specifications for pellet size and payload weight.

TARGET LOADS

Order Number	Gauge /Bore	Load Type	Shell Length	Powder Dr. Eq.	Velocity (fps)@ 3 ft.	Ounces of Shot	Shot Sizes
RTL12M	12	Premier® Target	2 3/4"	3	1200	1 1/4	7 1/2, 8, 9
RTL12L	12	Premier® Target	2 3/4"	2 3/4	1145	1 1/4	7 1/2, 8, 8 1/2, 9
LRTL12	12	Rem-Lite™ Premier® Target	2 3/4"	—	1100	1 1/4	7 1/2, 8, 9
MRTL12M	12	Duplex® Premier® Target	2 3/4"	3	1200	1 1/4	7 1/2 x 8
MRTL12L	12	Duplex® Premier® Target	2 3/4"	2 3/4	1145	1 1/4	7 1/2 x 8, 7 1/2 x 8 1/2★
SC12L	12	Duplex® Sporting Clays	2 3/4"	2 3/4	1145	1 1/4	7 1/2 x 8
RT120	20	Premier® Target	2 3/4"	2 1/2	1200	3/4	8, 9
RT120M★	20	Premier® Target	2 3/4"	2 1/2	1175	1	9
SP28	28	Skeet	2 3/4"	2	1200	3/4	9
SP410	.410	Skeet†	2 1/2"	Max.	1200	1/2	9
RTL12P	12	Premier® Pigeon	2 3/4"	3 1/4	1220	1 1/4	7 1/2, 8
RTI12L★	12	Premier® International	2 3/4"	—	1325	24 gm (7/8 oz.)	7 1/2, 9

† Uses a special shot container.

SMALL GAUGE TARGET LOADS

If you're going to take high overall, you've got to do it in the small gauges, and we've got the shells to help you do it. In a game where every pellet counts, you can count on Remington for the heaviest payloads of hardened, target-grade shot. Available in 20- and 28-gauge, and .410 bore. If you're an all-gauge shooter, you should be an all-Remington shooter.

PREMIER® PIGEON LOADS

Contains a full 1 1/4 oz. payload of super-hard, high-antimony pellets for dense, even patterning and maximum first-shot knockdown power on live birds.



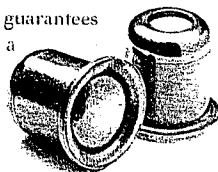
★ NEW FOR 1993

REMINGTON SHOTSHELL RELOADING COMPONENTS

If you're the type of shooter who likes to reload, Remington components can help you produce factory-quality shells with every pull of the handle. Remington target loads deliver the kind of quality competitive shooters stake their reputations on hundreds of times a day. And you can have that same level of quality, that same level of consistency when you reload yourself using Remington components. Sure, a lot of reloaders do it because it saves money, but it's also a great way to introduce the kids to shooting sports, or just a pleasureable way to spend a Sunday evening while the snow flies. Whatever the reason, try Remington components – you'll get factory-quality shells, over, and over, and over...


209 PREMIER® PRIMERS

The reloading standard – for instant ignition, all the time, every time. We make our 209 Premier® primers to exacting quality control standards. Our hot-burning, non-mercuric and non-corrosive mixture virtually guarantees complete powder burn and a clean, residue-free barrel. And our .410 Premier® brings 209 performance and reliability to all .410 loads. All our primers feature an all-brass primer cup and brass-plated battery cup, with a paper-covered flash hole that makes it acceptable for use with any powder type.



SHOTSHELL WADS

Whether your shotgunning takes you into a blind or onto the range, we have a one-piece shot cup/wad column that's tailored to your favorite recipe, for anything from 2 1/4-oz., 10-ga. field loads to 1/2-oz. .410 target loads.




REMINGTON RELOADING COMPONENTS

TARGET WADS			FIELD LOAD WADS		
Order No.	Gauge	Shot Load Capacity	Order No.	Gauge	Shot Load Capacity
FIG 8"	12	1 1/8	SP 10	10	1 1/8 or 2 1/4
RXP 12	12	1 1/8	R 12L	12	1
TGT12	12	1	R 12H	12	1 1/8
RXP 20	20	7/8	RP 12	12	1 1/4
PT 28	28	3/4	SP 12	12	1 1/4
SP 410	.410	1/2	SP 16	16	1 1/8
			SP 20	20	1

SHOTSHELL PRIMERS

209 Premier®	For 12-, 20-, 28-gauge target loads, selected 12-gauge field loads and all 28-gauge field loads – specify 209 Primers, 100 per box.
.410 Premier®	For .410 target and field loads; 100 per box.

NOTE: Careless or incorrect handloading is dangerous. Improperly made handloads may cause the barrel or breech of any firearm to burst, which can result in serious personal injury.




For 12-ga. trap, skeet, and sporting clays shooters, our Power Point® Figure 8™ wad cushions the shot charge during acceleration, and is made with an elongated skirt that provides a superior seal even in overbored barrels. The result is consistent velocity, even patterning, and better functioning in autoloaders.




AT REMINGTON, GOOD THINGS ALSO COME IN SMALL PACKAGES.

We make 22s just as carefully as our center-fire ammo: all primed cases are inspected for defects. Powder charges are 100% gauged for precise weight. And our powders burn clean with lower chamber pressure for less wear on guns. Bullets are carefully swaged for the uniformity that delivers consistent accuracy, and precision-lubed to prevent barrel leading. And all Remington 22 components — brass, lead, powder and priming mixture, are 100% American-made. So even though our 22s are small in size and price, they deliver the velocity, energy, and accuracy you've come to expect from all Remington ammunition.




CBEE® 22

With a muzzle velocity of only 700 fps, this round is quieter than most air guns. Perfect for small varmint and target shooting; available in shorts or longs.




STANDARD VELOCITY 22

These reliable long rifle target loads with consistent velocity and solid lead bullet deliver the accuracy needed for paper punchers who like to keep score.



HIGH VELOCITY 22

Ideal for small game or plinking. In shorts, longs, and long-rifle, these Golden™ bullet cartridges chamber easily and shoot clean.




HYPER VELOCITY 22

For superior accuracy and on-target energy, choose the 1500 fps Yellow Jacket® with 33-gr. truncated-cone hollow point bullet, or the 1410 fps Viper™ with 36-gr. truncated-cone solid bullet.



22 THUNDERBOLT™

Long rifle 22s that are big on performance, but easy on your pocketbook. With 40-gr. lead solid bullet.



22 CYCLONE™


◀ The economy-priced long rifle hollow points for shooting rabbits, squirrels and other small game. Carries a 36-gr. lead hollow point expanding bullet.

Bullet	Remington Order No.	Wt. Grs.	Bullet Style	Velocity Ft. Per Sec. Muzzle/100 Yds.	Energy Foot-Pounds Muzzle/100 Yds.
LOW VELOCITY CBEE® 22 CARTRIDGES					
CBEE® 22 Long	CB-22L	30	Lead	700/640†	34/27†
CBEE® 22 Short	CB-22S	30	Lead	700/640†	34/27†
TARGET STANDARD VELOCITY 22 CARTRIDGES					
Long Rifle	6122 6100+	40	Lead	1150/976	117/85
HIGH VELOCITY GOLDEN™ BULLET CARTRIDGES					
Long Rifle	1522 1500+	40	Lead	1255/1017	140/92
	1622 1600+	36	Hollow Point	1280/1010	131/82
Long	1322	29	Lead	1240/962	99/60
Short	1022	29	Lead	1095/905	77/52
HYPER VELOCITY 22 CARTRIDGES					
Yellow Jacket® Long Rifle	1722	33	Truncated Cone, Hollow Point	1500/1075	165/85
Viper™ Long Rifle	1922	36	Truncated Cone, Solid	1410/1056	159/89
HI-SPEED 22 CARTRIDGES					
Thunderbolt™	TB 22A	40	Lead	1255/1017	140/92
Cyclone™ ★	CY 22HP	36	Hollow Point	1280/1010	131/82

† These long rifle 22s available in slide-open plastic packs of 100.

† Values at 50 yards.


For most of us there are only a few days of getting out. You plan and daydream. You've sighted in and gotten your rifle just where you want it – then you finally pack. And for most of us, there are a lot




of almosts. Muleys just out of range, elk that stay in the black timber, whitetails that just seem to out-smart us. But you're a hunter, and you know patience. You know that sooner or later it

usually all falls into place. You're confident in what you're doing, you're confident in your rifle, and you're confident that even if you're not perfect, you've got a cartridge that can do the job. You know big game hunting doesn't often


give you a second chance, and you



know Remington's centerfire ammunition reputation was earned the hard way. Not just on the bench, not just on paper, but in the far-off wind and the near-dark.

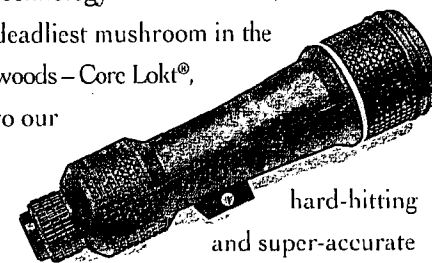


BARBER - R



When you think back on your hunting, you remember how often you are faced with a split-second decision, that one moment when you realize it isn't going to get any better.

The moment when all that separates you and a trophy is your pounding heart, a cartridge with "R-P" on the headstamp and about a quarter of a mile of falling light. At times like that it's reassuring to know that your cartridge has everything going for it: sure-firing priming mixture, the highest grades of brass and powder commercially available, and the finest bullet technology in the business, from the deadliest mushroom in the woods - Core Lokt[®], to our



hard-hitting and super-accurate Extended Range bullets.

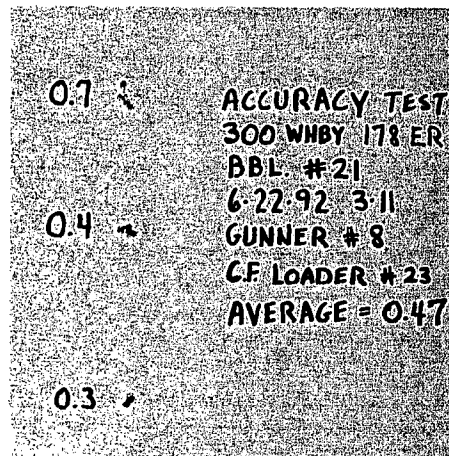

So when you get the windage cranked in, and have the elevation figured out, go ahead and let 'er rip, with the full confidence that everyone behind Remington's centerfire ammunition has done their part to bring that trophy a little closer.

REMINGTON EXTENDED RANGE CARTRIDGES. CALCULATE THE DISTANCE, THEN SUBTRACT FIFTY YARDS.

If you've got a distant Muley in the cross-hairs and an Extended Range cartridge in the chamber, think before you pull the trigger. With these extraordinary rounds, you'll have to re-learn all new drops and windage figures that you pretty much had committed to memory for your old cartridges. In some cases, you'll have almost 14% less drop at 400 yds., and that can mean holding *on* his shoulder instead of holding *over* his shoulder.

The Remington Extended Range advantage lies in our two E.R. bullets that cheat the wind of its trajectory-robbing drag, so they shoot flatter, and arrive on game with considerably more energy than other bullets. As for accuracy, all you'll need is a quarter to cover your 100-yard groups. Sound extraordinary for factory hunting ammo? Before Remington Extended Range, it was. But now it's the standard everyone else is shooting for.

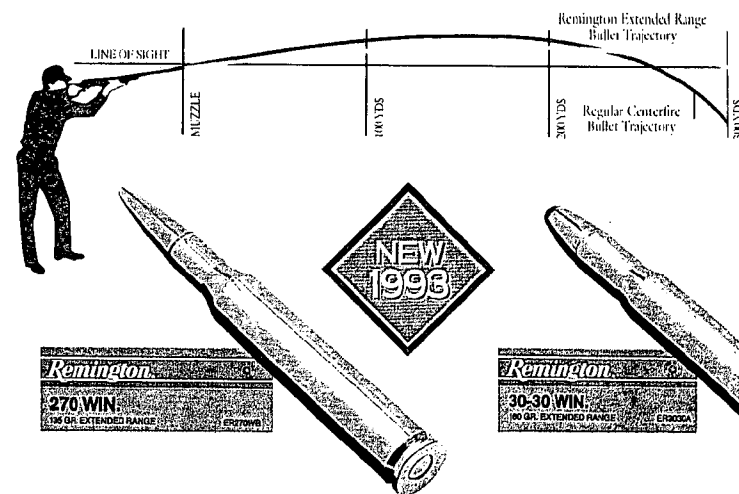
For 1993, we've added a 135-gr. flat base bullet to our 270 Win. Extended Range family, and a 160-gr. flat base Extended Range bullet to the venerable 30-30 Win. — both these loadings bring an unprecedented level of accuracy and power to two of the most popular big game cartridges on the market.




Actual control chart from our manufacturing plant in Lonoke, Arkansas, shows three, five-shot 100 yd. groups of our extended range ammunition that average .47". Not bad for factory hunting ammunition.

EXTENDED RANGE TRAJECTORY COMPARISON

Remington Extended Range Ammunition shoots flatter than regular centerfire ammunition, giving you the game stopping power you need out to 300 yards and beyond.



We chose the ultra-premium Swift A-frame™ core-bonded bullet because it retains 95%+ of its weight on game.



Unique A-Frame™ cross-member stops expansion at 2X bullet diameter, while protected rear core provides the momentum for deep penetration, even when working through bone at odd angles.

The core is physically bonded to the pure copper jacket to prevent core separation during mushrooming.



REMINGTON SAFARI GRADE CENTERFIRE. WHEN THE FIRST SHOT MUST BE THE LAST.

Sure, the PH is backing you up, but if you can't get the job done on the first shot, it's an odds-on bet that there are more things that can go wrong than even he can take care of. So the first one must be the last, and when you're looking at the business end of 2,000 lbs. of adrenaline-pumped Cape, you don't want to have your concentration distracted by concern over the effectiveness of your ammunition.

Remington Safari Grade ammunition is built around the finest large-caliber expanding bullet available – the Swift A-Frame™. It's made with only the highest-quality components – pure lead cores that are physically bonded to the 100% copper jackets, so it stays together as the mushroom develops. Weight retention is the highest of any large-caliber expanding bullet available today.

All our Safari Grade cartridges are loaded by Remington employees with a full measure of respect for the situations under which they will be used. Priming mixture is made under strict quality control standards. Finished primers are individually inspected three times before loading. Cases are nickel-plated to ensure smooth feeding and reliable extraction. Every round is hand inspected and measured for dimensional accuracy and chamber conformity. We know of no higher quality standards employed in the manufacture of centerfire ammunition anywhere in the world.

For 1993, we have added the 300 Win. Mag. to the Safari Grade family. It carries the heaviest bullet we load for this cartridge – a 200-gr. Swift that exits the muzzle at 2825 fps. and 3544 ft.-lbs. of energy. A very potent medium-bore loading suitable for all North American big game, and all African plains game.



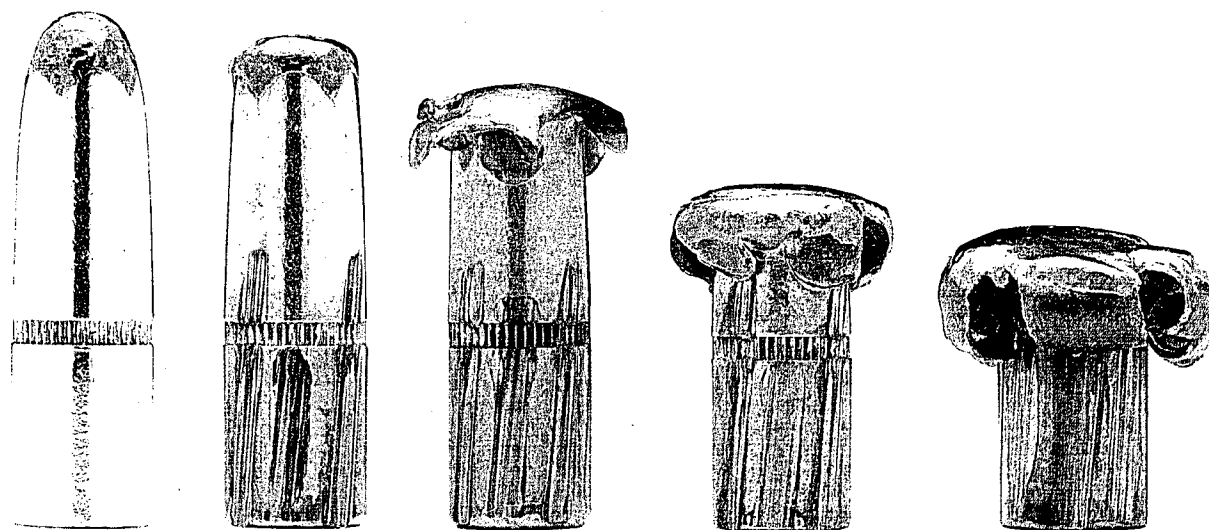
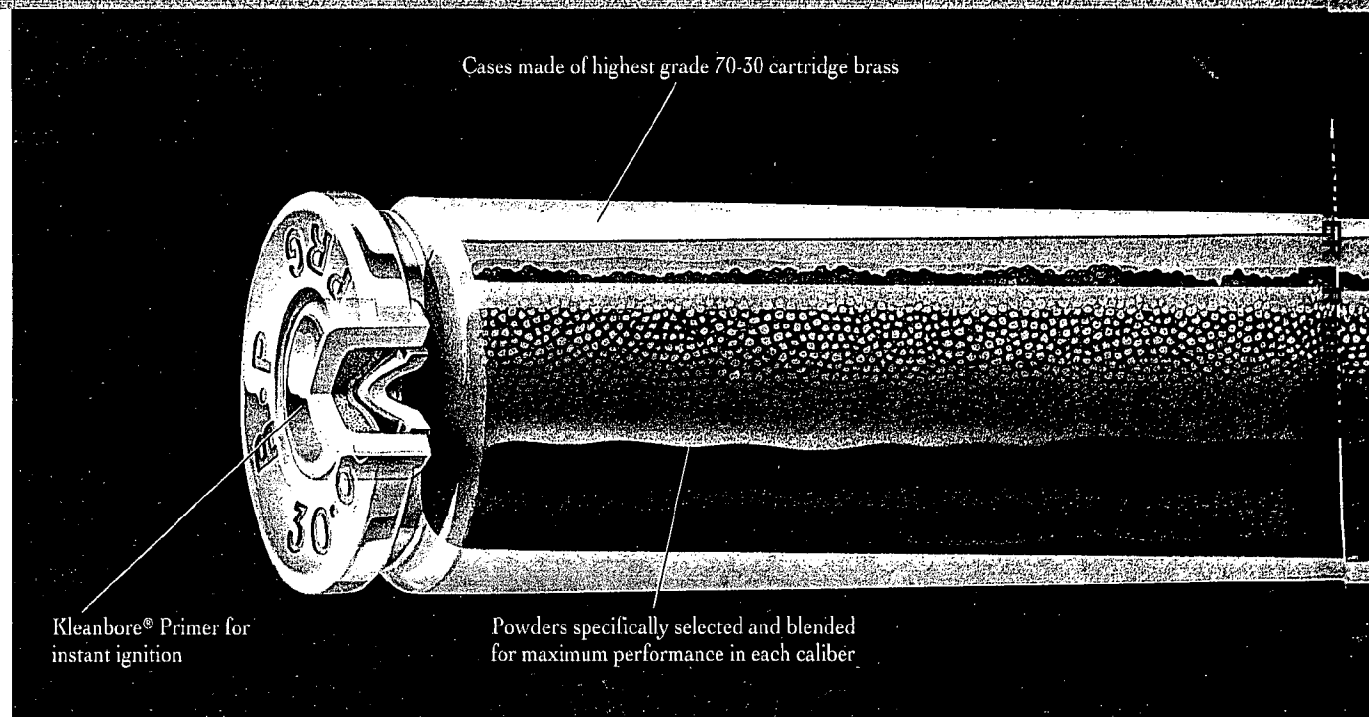
SAFARI GRADE CENTERFIRE CARTRIDGES

Caliber	Bullet wt./style	Velocity (ft. per sec.)			Energy (ft./lbs.)			Short Trajectory			Long Trajectory			
		Muzzle	100 yds	200 yds	Muzzle	100 yds	200 yds	50 yds	100 yds	150 yds	100 yds	150 yds	200 yds	250 yds
300 Win. Mag.	200gr./Swift PSP	2825	2595	2376	3544	2989	2506	0.6	1.0	0.0	2.1	1.8	0.0	-3.3
338 Win. Mag.	225gr./Swift PSP	2785	2517	2266	3871	3165	2565	0.2	0.0	-1.5	2.3	1.9	0.0	-3.6
375 H&H Mag.	300gr./Swift PSP	2530	2246	1979	4262	3357	2608	0.3	0.0	-2.0	3.0	2.5	0.0	-4.7
416 Rem. Mag.*	350gr./Swift PSP	2520	2270	2034	4935	4004	3216	0.3	0.0	-2.0	2.9	2.4	0.0	-4.5
416 Rem. Mag.*	400gr./Swift PSP	2400	2176	1962	5115	4201	3419	0.4	0.0	-2.2	1.5	0.0	-3.5	-9.3
416 Rem. Mag.*	400gr./Solid	2400	2042	1718	5115	3702	2620	0.4	0.0	-2.5	1.7	0.0	-4.2	-11.3

*Nickel cases available late 1993

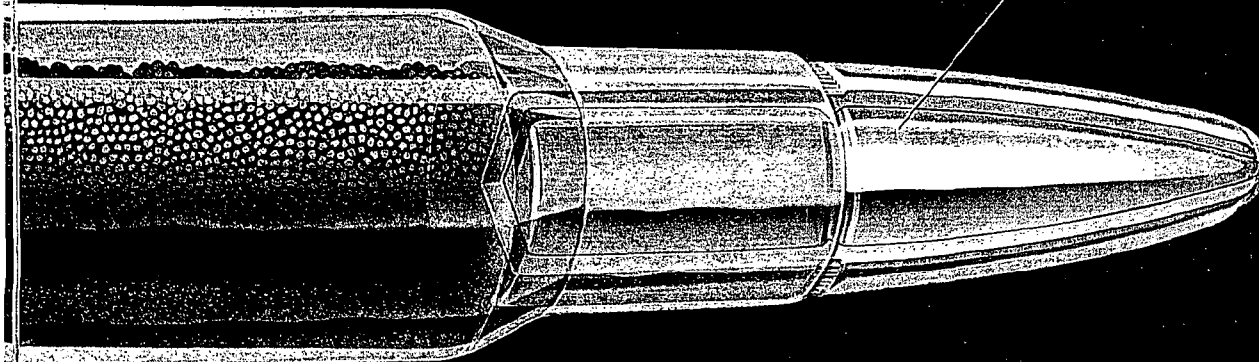
**CORE-LOKT®
POWER-LOKT®
BRONZE POINT™**
**WHY SO MANY HUNTERS
AND SHOOTERS INSIST
ON THE GREEN AND
YELLOW BOX.**

Great cartridges often earn their reputations because of great bullets. And that's why the first choice of the serious rifleman has always been Remington. Whether your passion is Rock Chucks at 400 yds. or Whitetails at 65, we've got a line-up of bullets and cartridges that makes our centerfire ammo the best choice on the market today. And everything that goes into Remington centerfire ammunition is of the highest quality: top-grade 70-30 cartridge brass, specially blended powders, and our Kleanbore® primers for dependable ignition and non-corrosive performance. Remington centerfire cartridges earned their reputations the hard way. In the mountains, in the woods, on game. So when you reach that one moment in the hunt when you know it just won't get any better, it's comforting to know that you can't shoot any better ammunition than Remington.



Actual recovered samples of 50 caliber Core-Lokt® soft point bullets showing extremely uniform and complete mushroom upset progression.

Core-Lokt® jacketed bullets – often imitated, never equaled. The on-game performance of Core-Lokt® is the standard by which expanding hunting bullets are measured.



CORE-LOKT® SOFT POINT BULLET

The most popular and most imitated jacketed bullet for over 53 years. Core-Lokt® bullets provide superior penetration and controlled expansion on medium and heavy game. The heavy mid-section jacket locks the lead core and jacket together, and stops expansion at the optimum point for maximum energy transfer. The result is a bullet that stays together on impact, expands in a controlled manner, and mushrooms uniformly to nearly twice the original diameter.

CORE-LOKT® POINTED SOFT POINT BULLET

The sleek, pointed profile offers flatter trajectory at longer ranges. High retained energy down range and controlled expansion on impact makes this bullet the perfect choice for all medium to heavy game.

POWER-LOKT® HOLLOW POINT BULLET

The right choice for long-range pinpoint accuracy. The copper jacket is electrolytically bonded to the lead core, forming a perfectly balanced, concentric projectile. Its dependable accuracy makes this an ideal choice for long-range target and varmint shooting.

BRONZE POINT™ EXPANDING BULLET


The bronze insert allows us to shape the nose of this bullet to exacting tolerances, for a high ballistic coefficient, that lets the bullet slip through the air with minimum velocity loss and wind drift, even at extreme ranges. The insert also protects the bullet nose from being deformed by recoil while in the magazine.



CORE-LOKT® SOFT POINT BULLET



CORE-LOKT® POINTED SOFT POINT BULLET



POWER-LOKT® HOLLOW POINT BULLET



BRONZE POINT™ EXPANDING BULLET

REMINGTON GOLDEN SABER™ THE CUTTING EDGE OF HIGH-PERFORMANCE BULLET DESIGN.

If you're looking for a self-defense or hunting cartridge with true stopping power, look no further. Remington Golden Saber™ high-performance handgun ammunition is built around a revolutionary new hollow point bullet that is optimized for accuracy, maximum expansion and penetration, and weight retention.

The Remington Golden Saber™ hollow point bullet has a jacket that's much thicker than other jacketed bullets, and it's made entirely of cartridge brass...not copper gilding metal. The Golden Saber™ bullet features our industry-exclusive Driving Band™ waist profile which locks the core to the jacket. In addition, the Driving Band™ design allows the bullet to become precisely aligned with the bore before the Driving Band™ engages the rifling. This alignment provides superb accuracy, a trait not usually associated with hollow point ammunition. These key features

Brass jacket Material is stiffer, releases energy over longer distance while mushrooming

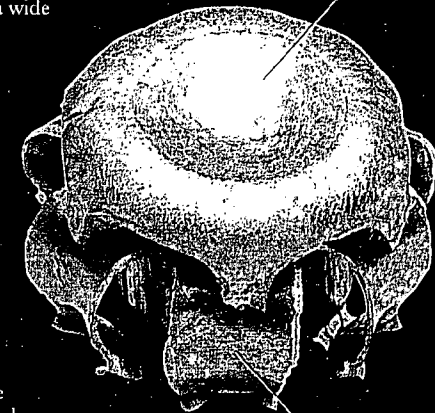

Jacket is nose cut completely through in order to promote "mushroomability" over a wide range of velocities

Minimal lead deformation retains energy for deeper penetration

Reduced bullet nose diameter allows for precise bore alignment and match-grade accuracy

Exclusive Remington Driving Band™ locks the lead core to the jacket and reduces rilling contact friction for optimum muzzle velocity

High performance jacket expands to a larger diameter than lead core - over 1.65X caliber diameter



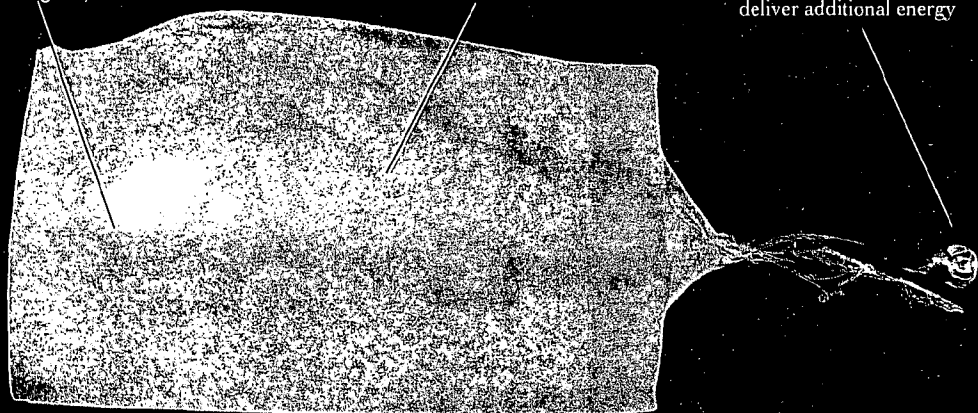
GOLDEN SABER™ HPJ
(HIGH PERFORMANCE JACKET)

Caliber	Order No.	Primer Number	Wt. Grs.	Velocity (fps)			Energy (ft.-lb)			Mid range Trajectory	
				Muz.	50 yds.	100 yds.	Muz.	50 yds.	100 yds.	50 yds.	100 yds.
38 Special (+P)	GS38SB	1 1/2	125	975	924	881	264	237	215	1.4"	5.2"
357 Magnum	GS357MA	5 1/2	125	1220	1077	984	413	322	269	0.8"	3.7"
9mm Luger Pistol	GS9MMC	1 1/2	147	990	942	900	320	289	265	1.5"	5.0"
40 S&W	GS40SWB	5 1/2	180	1015	960	914	412	368	334	1.3"	4.5"
45 Auto	GS45APB	2 1/2	230	875	836	801	391	357	327	1.4"	6.6"


Initial impact of Golden Saber™ causes longer temporary stretch cavity due to higher jacket stiffness

Radial swing of jacket sections enhance terminal performance and final mushroom diameter

After final expansion of 1.65X or more, bullet continues to penetrate and deliver additional energy



HIGH-SPEED PHOTOGRAPHY OF GOLDEN SABER™ FIRED INTO BALLISTIC GELATIN



The pictures above show the totally controlled and extremely uniform expansion of the Golden Saber™

all contribute to the tremendous performance of the Remington Golden Saber™ brass-jacketed hollow point bullet.

Unlike conventional hollow point bullets, the jacket of the Golden Saber™ is designed to expand to a larger diameter than the lead core. Mushroom performance is enhanced by nose cutting the jacket completely through — guaranteeing constant expansion over a wide range of velocities and in varying mediums. Deep penetration is achieved by minimizing lead core deformation through precise hollow point cavity design.

Other hollow point designs mushroom rapidly and then continue to penetrate as a smaller, solid mass. With the higher jacket stiffness of the Golden Saber™ jacket, expansion occurs over a longer distance, creating a larger-volume cavity. That's because the jacket sections tend to make a radial swing outward during expansion rather than sliding down the bullet body. Penetration meets Remington's own stringent Law Enforcement standards.

The Golden Saber™ high performance bullet is not the only thing our new generation handgun ammunition has going for it. All the cases are nickel-plated for reliable feed and function in autoloaders and dependable extraction from revolvers. Powders are specially treated to suppress muzzle flash. And all Golden Saber™ cartridges are both primer and mouth waterproofed.


Hunting, self-defense, or law enforcement — whatever your need, Remington's new generation Golden Saber™ brass-jacketed hollow point high-performance cartridges are a cut above the competition!

PISTOL OR WHEELGUN, WE'VE GOT YOU COVERED.

When you drop Remington cartridges into your favorite revolver, you're chambering the very best handgun ammo money can buy. And when you insert a magazine of our pistol ammunition, you'll be letting the slide fall on 126 years of cartridge-making experience. Experience that includes being the first ammunition company to market a centerfire cartridge, and the invention of Kleanbore® priming – which revolutionized cartridge ignition.

The pistol and revolver cartridges we make at Remington today are the extension of all that experience. Our plant at Lonoke, Arkansas is the most technologically advanced ammunition manufacturing facility in the world, operated by people who care as much about making high-quality cartridges as you do about shooting them. So, when you buy a box of Remington handgun ammunition, you get more than just cartridges – you get 126 years of cartridge-making experience. For revolvers and pistols, from rimfire to magnums, and with every type of bullet you want for your style of shooting – we've got you covered.

New for 1993 is a 147 gr. metal case match loading in 9mm for competition and training. Provides flawless functioning in today's large-capacity semi-auto pistols.



SEMI-JACKETED HOLLOW POINT

Features a unique scalloped jacket design engineered to deliver optimum expansion with controlled penetration, for maximum energy transfer.



METAL CASE

A general purpose bullet for all autoloading pistols. Metal case construction ensures reliable feeding and trouble-free functioning.



SEMI-WADCUTTER LEAD BULLET

Hard hitting lead bullet with wadcutter paper target precision.




LEAD GAS-CHECK

Minimizes lead fouling in higher-velocity loads.



JACKETED HOLLOW POINT

The full-length jacket ensures positive, predictable performance in all autoloading pistols. Hollow point construction promotes uniform expansion while controlling penetration.



SOFT POINT

Exposed lead soft point provides deeper penetration with less expansion than semi-jacketed hollow points.




WADCUTTER MATCH

For precise target shooting and easier scoring, our Targetmaster® wadcutter delivers superior accuracy with excellent paper-cutting performance.



LEAD ROUND NOSE

Our general purpose bullet for all revolvers.



CENTERFIRE RELOADING COMPONENTS

Every Remington centerfire component is produced from the highest quality materials, and is 100% American made.

In bullets, we have the super-accurate Power-Lokt[®] hollow point bullet in .17 to .25 caliber. The copper jacket of the Power-Lokt[®] is electrolytically bonded to the lead core, providing extremely uniform concentricity for the long-range accuracy varminters demand.

In mid-size calibers, we have the legendary Core-Lokt[®] pointed soft point and Bronze Point[™] expanding bullets. The patented Core-Lokt[®] jacket design controls expansion for uniform and complete upset on-game. The nose insert of the Remington Bronze-Point[™] gives it a precise shape for high ballistic coefficient, and minimizes the effects of aerodynamic turbulence.

For handgunners, we have jacketed and semi-jacketed hollow point bullets in sizes from the popular 9mm to the big 44s and 45s, and metal case, soft point, wadcutter, semi-wadcutter, and lead round nose bullets in a wide range of popular calibers.

We offer a large array of Kleanbore[®] primers and factory brass cases for calibers from the 17 Remington and 22 Hornet all the way to the 416 Remington Mag. and 458 Win. Mag. We also sell URBR cases for bench rest shooters who prefer to do their own forming, and 6mm BR cases without flash holes for those who want to drill their own.

COMPONENT BULLETS

Cal.	Description—Bullet Wt./Style/Index	Cal.	Description—Bullet Wt./Style/Index
17	25 gr. Hollow Point Power-Lokt [®]	9mm	115 gr. Jacketed Hollow Point
22	50 gr. Hollow Point Power-Lokt [®]	9mm	124 gr. Metal Case
22	55 gr. Hollow Point Power-Lokt [®]	357	124 gr. Semi-Jacketed Hollow Point
6mm	80 gr. Hollow Point Power-Lokt [®]	357	158 gr. Semi-Jacketed Hollow Point
6mm	100 gr. Pointed Soft Point Core-Lokt [®]	357	158 gr. Lead Semi-Wadcutter
25	87 gr. Hollow Point Power-Lokt [®]	38	95 gr. Semi-Jacketed Hollow Point
270	150 gr. Pointed Soft Point Core-Lokt [®]	38	148 gr. Wadcutter Hollow Base
270	150 gr. Bronze Point [™]	41	210 gr. Soft Point
7mm	150 gr. Pointed Soft Point Core-Lokt [®]	41	210 gr. Lead
7mm	175 Gr. Pointed Soft Point Core-Lokt [®]	44	180 gr. Semi-Jacketed Hollow Point
50	150 gr. Bronze Point [™]	44	240 gr. Soft Point
50	150 gr. Pointed Soft Point Core-Lokt [®]	44	240 gr. Semi-Jacketed Hollow Point
50	180 gr. Bronze Point [™]	45	185 gr. Jacketed Hollow Point
50	180 gr. Pointed Soft Point Core-Lokt [®]	45	250 gr. Metal Case
25	50 gr. Metal Case		All are 100 per box except RC&OF2, which is 500 per box.

NOTE: Careless or incorrect handloading is dangerous. Improperly made handloads may cause the barrel or breech of any firearm to burst, which can result in serious personal injury. *This brass does not contain flash holes

★ NEW FOR 1993

C. F. KLEANBORE [®] PRIMERS	REMINGTON UNPRIMED BRASS CASES
Primer #6 1/2	22 Hornet; 50 Carbine
Primer #7 1/2 Small Rifle	17 Rem.; 222 Rem.; 222 Rem. Mag.; 225 Rem.; 7mm BR Rem.; URBR; 6mm BR Rem.; 7.62x39mm
Primer #9 1/2 Large Rifle	★220 Swift; 22-250 Rem.; 6mm Rem.; 245 Win.; 250 Sav.; 25-06 Rem.; 270 Win.; 280 Rem.; 7mm-08 Rem.; 7mm Manser; 50-50 Win.; 508 Win.; 50-06 Splld.; 55 Rem.; 444 Mar.; 45-70 Government
Primer #9 1/2 M Large Rifle Mag.	7mm Rem. Mag.; ★7mm Wby. Mag.; 500 Win. Mag.; 500 Wby. Mag.; 8mm Rem. Mag.; 558 Win. Mag.; 575 H&H Mag.; 416 Rem. Mag.; 458 Win. Mag.

P. & R. KLEANBORE [®] PRIMERS	REMINGTON UNPRIMED BRASS CASES
Primer #1 1/2 Small Pistol	32 S&W Long; 9mm Luger; 380 Auto Pistol; 38 Super Auto; 38 Special
Primer #2 1/2 Large Pistol	10mm; 41 Rem. Mag.; 44 Rem. Mag.; 44 S&W Special; 45 Colt; 45 Auto.; 45 Auto Rim
Primer #5 1/2	357 Mag.; ★40 S&W
Primer #7 1/2 Small Rifle	221 Rem.; 357 Rem. Max.; 6mm BR Rem.; 7mm BR Rem.
PERCUSSION CAPS	REMINGTON UNPRIMED BRASS CASES
X22616	#10 (Pistol)
X22618	#11 (Rifle)

REMINGTON GAME LOADS – HOW YOU CAN GET A LITTLE MORE BANG OUT OF YOUR BUCK.

If you are an Upland hunter or Dove shooter, then you probably buy your shells by the case rather than by the box. And if you want the assurance of high-quality, factory-loaded Remington shells, but at a more attractive price, check out our Game Loads and Promotional shotshells.

With twenty specs in our line of Game Loads, Heavy Game Loads and Sport Loads, you'll find a recipe that's just right for your style of hunting, from rabbits and squirrels to pheasants, grouse, dove and quail. And these shells share the same great components as all our Remington shotshells: all-plastic hull/base wad, Kleanbore® priming, specially formulated powder blends, Power Piston® wads, and top-quality Remington chilled shot for consistently uniform patterns.

If you shoot a lot, try Remington Game Loads – we bet you'll find they give you more bang for your buck.



GAME LOADS

Order Number	Gauge	Shell Length	Powder Dr. Eq.	Velocity FPS@ 3 Ft.	Ounces of Shot	Shot Sizes
GL 12	12	2 3/4"	3 1/4	1290	1	6, 7 1/2, 8
GL 16	16	2 3/4"	2 1/2	1200	1	6, 7 1/2, 8
GL 20	20	2 3/4"	2 1/2	1225	7/8	6, 7 1/2, 8

HEAVY GAME LOADS

Order Number	Gauge	Shell Length	Powder Dr. Eq.	Velocity FPS@ 3 Ft.	Ounces of Shot	Shot Sizes
HGL 12	12	2 3/4"	3 3/4	1330	1 1/4	4, 6, 7 1/2
HGL 16	16	2 3/4"	3 1/4	1295	1 1/8	4, 6, 7 1/2
HGL 20	20	2 3/4"	2 3/4	1220	1	4, 6, 7 1/2

SPORT LOADS

Order Number	Gauge	Shell Length	Powder Dr. Eq.	Velocity FPS@ 3 Ft.	Ounces of Shot	Shot Sizes
SL 12	12	2 3/4"	3 1/4	1290	1	8
SL 20	20	2 3/4"	2 1/2	1225	7/8	8



**UMC™: TOP
QUALITY + DEPENDABLE
PERFORMANCE + LOW
PRICE = GREAT VALUE.**

For over a century, the Union Metallic Cartridge Company name has been synonymous with some of the finest ammunition made in the United States. Since its beginning in 1867, UMC™ has been blazing a trail of innovation in cartridge-making excellence that continues to this day. UMC™ was the first ammunition company to produce centerfire ammunition, and was responsible for the development of the .44-40 – “The cartridge that won the West”, the 22 Long Rifle cartridge, and super-accurate “Palma Match” target ammunition. All these milestones mean one thing: Experience – experience that translates into outstanding performance at a very attractive price.

At our UMC™ division, we make only first-quality product, in a limited line of popular specifications, so we can bring you the benefit of manufacturing efficiencies that keep costs low. We offer ten handgun loadings, three rifle specs, and our UMC™ 22 Long Rifle cartridges.

The rifle, handgun and rimfire ammunition we make today is the product of 126 years of design innovation and manufacturing excellence. So try UMC™ – and enjoy the experience.

UMC™ HANDGUN CARTRIDGES

Caliber	Order No.	Primer Number	Wt. Grs.	Bullet Style	Velocity (fps)			Energy (ft.-lb.)			Mid range Trajectory	
					Muz.	50 yds.	100 yds.	Muz.	50 yds.	100 yds.	50 yds.	100 yds.
25 Auto Pistol (6.35mm)	L25AP	1 1/2	50	Metal Case	760	707	659	64	56	48	2.0"	8.7"
357 Magnum	L357M6	5 1/2	158	Lead SW	1235	1104	1015	535	428	361	0.8"	3.5"
9 mm Luger	L9MM3	1 1/2	115	Metal Case	1135	1041	973	329	277	200	0.6"	3.1"
380 Auto	L380AP	1 1/2	95	Metal Case	955	865	785	190	160	130	1.4"	5.9"
38 Super ACP	L38SUP	1 1/2	130	Metal Case	1215	1099	1017	426	348	298	0.8"	3.6"
38 Special	L38S5	1 1/2	158	LeadRoundNose	755	723	692	200	183	168	2.0"	8.3"
38 Special	L38S11	1 1/2	130	Metal Case	950	913	879	261	240	223	1.2"	4.8"
40 S&W	L40SW3	5 1/2	180	Metal Case	985	936	893	388	350	319	1.4"	5.0"
44 Rem. Mag.	L44MG4	2 1/2	240	LeadRoundNose	1000	947	902	533	477	433	1.1"	4.8"
45 Auto	L45AP4	2 1/2	230	Metal Case	835	800	767	356	326	300	1.6"	6.8"


UMC™ CENTERFIRE RIFLE CARTRIDGES

Caliber	Order No.	Primer Number	Wt. Grs.	Bullet Style	Velocity (fps)			Energy (ft.-lb.)			Short Range Trajectory (yds.)				
					Muz.	100 yds.	200 yds.	Muz.	100 yds.	200 yds.	50	100	150	200	300
223 Remington	L223R3	7 1/2	55	MC	3240	2759	2326	1282	929	660	0.4	0.8	0.0	-2.1	-11.6
30 Carbine	L30CRI	6 1/2	110	MC	1990	1567	1236	1412	600	373	0.9	0.0	-4.5	-13.5	-28.3 -49.9
308 Win.	L308W4	9 1/2	150	MC	2820	2533	2263	2648	2137	1705	0.2	0.0	-1.5	-4.5	-9.3 -15.9

UMC™ RIMFIRE CARTRIDGES

Caliber	Order No.	Primer Number	Wt. Grs.	Bullet Style	Velocity (fps)		Energy (ft.-lbs)	
					Muzzle	100 yds.	Muzzle	100 yds.
22 Long Rifle Hi-Speed	UMC 22	-	40	Lead	1255	1017	140	92


"He got behind, got excited, then got too far ahead," you say to yourself as you step into the station. *Heart rate accelerating.* O.K. Settle down. Plant your feet where you



want to break the bird... right after the oak, just before it disappears behind the big beech. You've got about two seconds, then even Jon


Krueger couldn't catch it – unless he's found a way to shoot through trees. *Heart rate still going up.* Drop in the shells, close the action. *Relax.* Set the gun, slip the safety. *Heart's really pounding now... Why?* It's just a friendly round of Sporting Clays, but it happens every time, doesn't it?

Go on, do it. Take a deep breath, let it out, look back to the

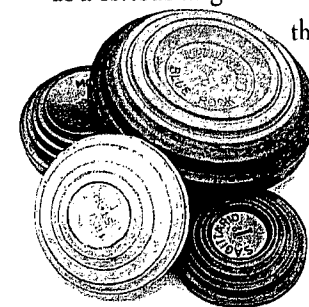


trapper, and call it. Two X's on the sheet. *On to Fur & Feathers...*






Sporting Clays demands your best, and as a serious target shooter, you demand the best from your gun, your ammo, even the clothes you wear. And we're right there with



you, with a full line-up of competition-bred shooting clothing that'll let you smoke Trap, Skeet, or Sporting Clays targets in complete comfort, all day long, in just about any weather imaginable.

From hot weather shirts and vests to lightweight sweaters and jackets; and from supple and responsive shooting gloves to foul weather gear, hats, and socks. We also have the industry's broadest offering of high-performance hunting and fishing wear, including a wide selection of camo patterns, insulations and styles, backed up by a wide array of hard-working luggage, accessories, and the legendary Remington knife collection. From underwear to outerwear – no matter what your game. From the oldest American company *in* the game.



BARBER - R 0002386

BARBER - R 0002386


R 2195950

REMINGTON SPECIAL PURPOSE CLOTHING

It's your third day of this, and you've renamed the sport Turkey "sitting." You are knee-deep in acorns, there are scratches everywhere, and yet you still can't seem to coax that talkative old boy into sight. Ready to quit? Never. Oh-oh, he's finally decided to come in and look you over. Aren't you glad you're wearing your Remingtons?

SILENT STALKER JACKET & PANT

Ideal for deer and turkey hunting, these garments are made of soft, warm Polarplus®. Jacket features full-length zipper, zip-up collar, drawstring bottom, rib-knit cuffs, inside security pocket, and two outside pockets. The Pant features an elastic waist, drawstring cuffs, and five pockets. Blaze; Woodland, Trebark®, Trebark® II and Mossy Oak® Camo. Jacket W233. Pant W334.



SILENT STALKER JACKET AND PANT



ULTIMATE CLIMATE™ JACKET & PANT
Available in Big and Talls in Loden and Trebark® II

ULTIMATE CLIMATE™ JACKET & PANT

Made of a soft, quiet Supplex® shell with quiet, Gore-Tex® z-liner™ insert. The shell is also treated with Zeipel® HT to resist rain and stains. Jacket has detachable hood, windsirt, reinforced elbows, drawstring waist, and eight pockets. The pant features front pockets, flapped back pocket, belt loops, suspender buttons, elastic back and side-seam leg zippers for easy dressing. Red, Dark Grey, Forest Green, Tan, Loden; Woodland, Marsh, Mossy Oak™ and Trebark® II Camo. Jacket W220. Pant W320.



WOODMASTER SHIRT & PANT

WOODMASTER SHIRT & PANT

For warm-weather turkey or bow hunting. Made of lightweight, durable, shrink-resistant Dacron®/cotton blend. The Shirt has long sleeves and generous, button-flap pockets. The Pant has belt loops, suspender buttons, drawstring cuffs, waterproof seat, and seven pockets, including two large cargo pockets and two small inside cargo pockets. Woodland Camo, Mossy Oak™ Camo. Shirt W540. Pant W332.

SIZE CONVERSION CHART FOR ALL GARMENTS

Size Size	Jackets Chest†	Pant/Bib		Tall Only Inseam
		Waist	Inseam††	
S	34-36	28-30	30 1/2	—
M	38-40	32-34	30 1/2	—
L & LT	42-44	36-38	31 1/2	34
XL & XLT	46-48	40-42	31 1/2	35
XXL & XXL T	50-52	44-48	31 1/2	36
XXXL	54-56	50-52	32	—
Size	Hat	Glove	Sock	
S	6 7/8	8-8 1/2	—	—
M	7 1/8	9-9 1/2	9-11	—
L	7 3/8	10-10 1/2	10-13	—
XL	7 1/2 - 7 3/4	11	—	—

† Underwear - Jackets, Parkas, Vests, Shirts, Sweatshirts, and T-Shirts.
†† Not applicable to Safari Pant and Chino Pant (unfinished hems).
Note: Tall sizes have 33" inseam



SILENT STALKER GORE-TEX® JACKET AND PANT

◀ Made of a quiet Polartek® shell laminated to waterproof, windproof, breathable Gore-Tex® fabric. Features a waterproof hood that rolls up into the collar, full length zipper with snap front flap, elastic cuffs, drawstring bottom, inside security pocket, and two outside zipper pockets. The pant has an elastic waist, drawstring cuffs, and five pockets. Mossy Oak™ Camo, Woodland Camo. Jacket W234. Pant W336.



◊ RANGER JACKET
Available in Big and Talls in Loden



POLARPLUS® JACKET AND PANT
Available in Big and Talls in Loden



BIG GAME
PARKA & OVERPANTS



CLASSIC GORE-TEX® RAIN SUIT

REMINGTON MULTI-PURPOSE CLOTHING

The same rugged construction and materials as our hunting clothing, but in colors and styling that are better suited for sitting on the 50-yd. line than at the base of an oak tree.

RANGER JACKET

Designed to wear on its own or to zip into Remington 4-Way Parkas. Made of windproof, water-repellent Supplex® nylon and treated with Zepel® for additional rain/stain repellency. Thermolite® insulation and fleece-lined collar for warmth, rib-knit waist and cuffs for fit, action back and sleeves, inside security pocket and zippered front pockets. Loden, Tan. W281.

POLARPLUS® JACKET AND PANT

The warmth of wool at half the weight. Napped and double-sheared to prevent pilling. Jacket has zippered patch pockets, rib-knit waist and cuffs, and Dolman sleeves. Pant has elastic waist, front pockets, and hip pocket and side-seam zippers. Loden, British Green. Jacket W261. Pant W360.

BIG GAME PARKA AND OVERPANTS

Parka has Cordura® outer shell with Gore-Tex® z-liner™ insert, and Thermolite® insulation. Detachable hood, fleece-lined collar, climbing cut front, adjustable button cuffs, reinforced collar, and fleece-lined hand-rest pockets. Zepel® treated for rain/stain resistance. Blaze, Tan, Loden. W170. Overpants have Gore-Tex® z-liner™ inserts, and are available insulated with Thermolite® or non-insulated. Includes two front slash pockets, patch pocket on left hip, elasticized back waist, ankle-to-knee side-seam zippers, belt loops and suspender buttons. Tan, Loden, Blaze. Insulated W371. Non-Insulated also in Trebark® II W372.

CLASSIC GORE-TEX® RAIN SUIT

Constructed of Supplex®/Gore-Tex® fabric for light weight, and treated with Zepel® for rain and stain resistance. Jacket and pant are guaranteed to keep you dry even in extreme wet weather, and feature plenty of pockets. British Green. Jacket W267. Pant W367.

REMINGTON WATERFOWL CLOTHING

The guide said to just lay down in the stubble and wave the two white flags he gave you. Trouble is, there's about four inches of wet snow between each row, and more coming. "There's no way," you think to yourself as you lay back. But this is Texas, not Maryland. After a few minutes you notice that the horizon appears to be moving, and a fuzzy black line of about 200,000 geese begins to move your way, getting noisier by the second. Your heart starts to pound as you try to press yourself deeper into the snow. Aren't you glad you're wearing your Remingtons?

WATERFOWL PARKA

A tough Cordura® shell laminated to waterproof Gore-Tex® fabric and treated with Zepel® for rain/stain repellency. Also features Thermolite® insulation for extra warmth, action back and sleeves, adjustable cuffs, drawstring waist, and a variety of warm and functional pockets, including a hidden call pocket. Brown Camo. W180.

INSULATED WATERFOWL BIB

Made of the same Cordura®/Gore-Tex® fabric/Zepel® combination as our Waterfowl Parkas, these bibs are available insulated with Thermolite® for extra warmth without bulk. Features elastic shoulder straps, Lycra® rib-knit side panels, side-seam zippers, and plenty of pockets. British Green, Brown Camo, Marsh Camo. W480.

WATERFOWL 4-WAY WADER


Like the 4-way Parka, the wader features a removable, reversible, insulated liner that can be worn separately or with the outer shell, but with a shorter waist length that's perfect for wading. Incorporates action backs and sleeves, adjustable cuffs, drawstring waist, and a variety of pockets. Brown Camo, Marsh Camo. W187.




WATERFOWL PARKA



WATERFOWL BIBS



WATERFOWL 4-WAY WADER



WATERFOWL OVERPANTS





**GORE-TEX®
FABRIC FOR
WATERPROOF,
WINDPROOF,
BREATHABLE
PROTECTION.**

Our Waterfowl garments are made of a tough, lightweight Cordura® outer shell laminated to waterproof, windproof, breathable Gore-Tex® fabric treated with Zepel®. While there are other waterproof materials on the market, Remington continues to use Gore-Tex® fabric because it is the most waterproof, most breathable, and most durable of these fabrics.

Gore-Tex® Outerwear carries the "Guaranteed To Keep You Dry"® pledge, and all Gore-Tex® fabric combines a membrane that contains over nine billion pores per square inch laminated to a shell fabric. These pores are small enough to keep water out, but large enough to allow perspiration vapor to escape.

All Remington Waterfowl outerwear qualifies for the Gore-Tex® Outerwear "Extreme Wet Weather" hangtag.



WATERFOWL 4-WAY PARKA & OVERPANTS



ENGLISH GUNNING COAT

WATERFOWL BIBS

WATERFOWL 4-WAY PARKA

For exceptional versatility in a wide range of weather conditions and temperatures, the 4-Way Parka features a removable, reversible liner that can be worn separately or with the outer shell. The liner has durable Cordura® on one side, soft Supplex® on the other, and is insulated with warm and light Thermolite®. The shell is made of a tough Cordura® shell laminated to waterproof Gore-Tex® fabric and treated with Zepel® for rain/stain repellency. Also features action back and sleeves, adjustable cuffs, drawstring waist, and a variety of warm and functional pockets, including a hidden call pocket. British Green, Brown Camo, Marsh Camo. W183.

WATERFOWL OVERPANTS

Made of the same Cordura®/Gore-Tex® fabric/Zepel® combination as our Waterfowl Parkas, these overpants are available insulated with Thermolite® for extra warmth or in a non-insulated version. Both feature elasticized waist, side-seam zippers, belt loops, suspender buttons, front slash pockets, and left hip patch pocket. British Green, Brown Camo, Marsh Camo. Insulated W383. Non-Insulated W380.

NON-INSULATED WATERFOWL BIB

Made of the same Cordura®/Gore-Tex® fabric/Zepel® combination as our Waterfowl Parkas. Perfect for use under our Waterfowl shell or English Gunning Coat for superior mild weather rainwear. Elastic shoulder straps, Lycra® rib-knit side panels, side-seam zippers, and plenty of pockets. British Green, Brown Camo, Marsh Camo. Non-Insulated W483.

ENGLISH GUNNING COAT


This hip-length, foul-weather coat has the sophisticated look made famous by the English gentry. Made of a tough Cordura® outer shell, laminated to waterproof, windproof, breathable Gore-Tex® fabric, treated with Zepel®, and lined with Worsterlon® for comfort and easy care. Features include snap-down bellows hip pockets, hidden call pocket, inside security pocket, hand-rest pockets, inside game bag, and detachable hood. British Green. W245.

REMINGTON BIG GAME CLOTHING

Just about the time you spotted the old bull, he spotted you. So now it's hide and seek time in the Sawtooth. And much of the game will be played with you doing a belly crawl over terrain as rugged as their name implies. Aren't you glad you're wearing your Remingtons?

STILLHUNTER™ JACKET & PANT

The quietest clothing in the woods. Made of washable Worsterlon® that insulates like wool, but with greater durability. Jacket has hand-warmer breast pockets, bloodproof game bag, bellows pockets, drawstring waist, and two-way zipper. Pant features side slash pockets, deep back pockets, belt loops, and suspender buttons. Blaze, Forest Green, Red/Black Plaid (Jacket only). Jacket W212. Pant W312.



STILLHUNTER™ JACKET & PANT



SILENT STALKER JACKET AND PANT




BIG GAME SHELL

Available in Bigs and Talls in Blaze, Loden and Trebark® II

QUALLOFIL® STUFFJACKET AND VEST

Warm and lightweight, with a durable ripstop nylon shell insulated with down-like Du Pont Quallofil®. The versatile vest can either be worn as an outer layer or under Remington's non-insulated parkas and jackets. Both feature Cordura® shoulder patches for grip and abrasion resistance, Zepel® for rain/stain resistance, and a variety of pockets. The Jacket also has a removable hood and hand-rest pockets. Red, Blaze, Yellow. (Jacket also available in British Green, Dark Grey and Royal). Jacket W275. Vest W120.



QUALLOFIL® STUFFJACKET AND VEST



BIG GAME PARKA

BIG GAME SHELL JACKET

The shell jacket from our Big Game 4-Way Parka system (pg. 67), for an extra layer of coverage over sweaters or vests. Will also allow Ranger jacket (pg. 63) to be zipped in. A great companion jacket for our non-insulated Big Game overpants (pg. 63). Blaze, Loden, Trebark® II. W 174.

BIG GAME PARKA

A Cordura® outer shell, Gore-Tex® z-liner™ insert, and Thermolite® insulation make this parka warm, dry, quiet, and comfortable. Features a detachable hood, fleece-lined collar, climbing-cut front, adjustable button cuffs, reinforced collar, and fleece-lined hand-rest pockets. Treated with Zepel® for rain/stain resistance. Blaze, Tan, Loden, W170. (Big Game Parka and Overpants also shown on page 63).



BARBER - R 0002392

BIG GAME 4-WAY PARKA

◀ This parka is made for wear in a wide range of temperatures. The shell is made of durable Cordura® treated with Zepel® HT, and features a quiet Gore-Tex® z-liner™ insert. Also features a zip-out liner jacket of soft, quiet Supplex® insulated with Thermoloft®, and button closures for quietness. Depending on the weather, these jackets may be worn together or separately. Also features a detachable insulated hood, fleece-lined collar, unique climbing cut front, and a total of 11 pockets, including fleece-lined hand rest pockets. Blaze, Tan, Loden, Trebark® II. W172.



SPORTSMAN'S™ GAMESMASTER JACKET

REMINGTON SPORTSMAN'S™ CLOTHING

When all you need is a great camo pattern and moderate protection from the elements, our Sportsman's™ hunting clothing fills the bill, and goes easy on your pocketbook as well. All the garments feature the new Trebark® II camo pattern to keep you out of sight, whether you are deer or turkey hunting, or standing in the dove field. And these hard-wearing Sportsman's™ clothes are made right here in America.

SPORTSMAN'S™ KNIT SHIRT

Of 100% cotton printed in Trebark® II. Ideal for wear under other Sportsman's garments. Available in long or short sleeve versions, with breast pocket on front. Trebark® II Short W504, Long W505.

SPORTSMAN'S™ SHIRT JACKET

Action back, lightweight jacket of 100% ripstop cotton in Trebark® II pattern. Flat patch pockets allow jacket to be tucked in like a shirt. Deep breast pocket on front. Trebark® II W255.

SPORTSMAN'S™ SIX POCKET PANT

The same ripstop cotton printed in Trebark® II as used in jacket. Six pockets provide the room to carry needed accessories for deer and turkey hunter alike. Trebark® II W355.

SPORTSMAN'S™ COVERALL

Action back, one-piece, five-pocket coverall of soft, 100% ripstop cotton. The Trebark® II pattern provides maximum concealment. Five pockets and main zipper designed to prevent any interruption of pattern. Side slots for access to inside pant pockets, and built-in elastic waist eliminates bagginess in the mid-section. Trebark® II W450.

SPORTSMAN'S™ GAMESMASTER JACKET


Action back, lightly insulated jacket combines Trebark® II pattern and useful sweatshirt jacket design. Eight pockets throughout, with snap closures positioned for storage flexibility. Trebark® II W210.



SPORTSMAN'S™ COVERALL



SPORTSMAN'S™ SHIRT JACKET
AND KNIT SHIRT



SPORTSMAN'S™ SIX POCKET PANT

BARBER - R 0002392

R 2195956

REMINGTON UPLAND CLOTHING

The young one seems to be picking it up pretty well, and his mother shows a lot of stamina for her 8th season. Two good flushes so far, two nice grouse in the bag, and the bells have gone quiet in what's usually the most productive cover of this farm – the one with all the wild roses. Aren't you glad you're wearing your Remingtons?

FRONT LOAD GROUSE JACKET

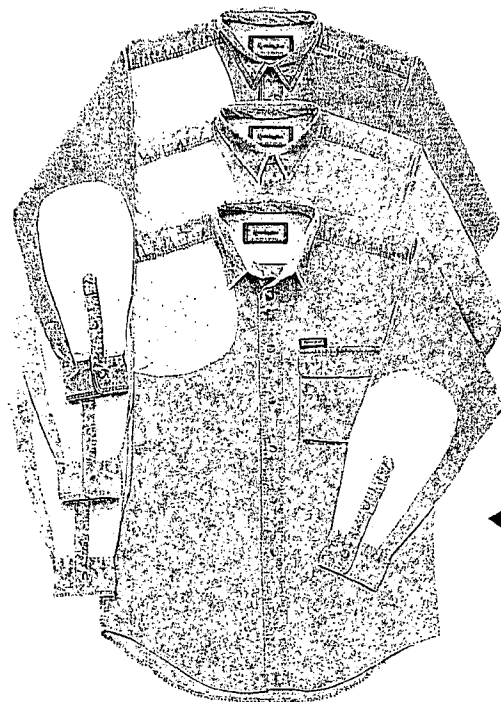
Designed for ease of movement, this short-length jacket is constructed of durable Cordura® treated with Zepel® and lined with warm, comfortable Worsterlon®. With washable Ultrasuede® shooting patches, bi-swing shoulders for upper body mobility, a front-load game bag that leads to a close-fitting, expandable rear bag that zips open for easy cleaning. Includes two-way zipper, corduroy collar, adjustable button cuffs, shooting glasses pocket, pleated bellows pocket with shell loops and authentic rock horn buttons, fleece-lined hand rest pockets, inside security pocket and outside zip security pocket. Blaze, Tan, Loden. W204.

UPLAND FRONT LOAD JACKET

Made of Cordura® treated with Zepel®, this jacket is lined with Worsterlon® for warmth and comfort. Includes a front-load, extra-large game bag, an expandable rear game bag that zips down for easy cleaning, suede shooting patches, corduroy collar, bi-swing shoulders for ease of movement, and a variety of functional pockets, including fleece-lined warming pockets. Blaze, Tan. W205.

UPLAND CLASSIC JACKET

Of durable Zepel®-treated Cordura® fabric, and lined with warm, comfortable Worsterlon®. With suede shooting patches, corduroy collar, bi-swing shoulders, and detachable game bag which is easily cleaned. Includes fleece-lined hand-rest pockets and pleated bellows pockets with shell loops. Tan. W200.



BRIAR POINT SHIRT

UPLAND FRONT LOAD VEST


Made of the same Zepel®-treated Cordura® fabric as our Upland Jackets. This popular vest features a front-load, zip-down game bag, suede and Ultrasuede® shooting patches, and pleated bellows pockets with shell loops. Blaze, Tan, Loden. W101.

UPLAND PANT

Made of the same Zepel®-treated Cordura® fabric as our Upland Jackets, the Pant features hip pockets, front pockets, suspender buttons, and 500 denier Cordura® facing for brush protection. Tan, with Tan facing or Loden facing. W300.

BRIAR POINT SHIRT

◀ Made of comfortable, shrink-resistant 100% stonewashed cotton with reinforced forearm, elbow, collar, and yoke for durability. Features bi-swing shoulders for greater mobility, custom-quilted shooting patch, bellow chest pocket, and accent color trim. Loden, Peacock, Coral. W547.




FRONT LOAD
GROUSE JACKET

UPLAND FRONT
LOAD JACKET

UPLAND
CLASSIC JACKET







UPLAND BIB



BRIAR PANT



SNAKE CHAPS



UPLAND MESH VEST

UPLAND BIB

Made of the same Zepel®-treated Cordura® fabric as our Upland Jackets, the fully-lined Bib has waterproof briar facing of heavy Cordura® along the front and on the removable game bag. Also features adjustable shoulder straps, Lycra® rib-knit side panels, two-way zipper front, side-leg zippers, front slash pockets, rear hip pocket, and two breast pockets with shell loops. Tan. W451.

BRIAR PANT

Designed for stalking through briars, this pant is as soft as our Upland Pant, but provides more abrasion resistance. Made of a tri-blend of Cordura®/Dacron®/Cotton with a 1000 denier Cordura® Plus facing. Features front pockets, hip pockets, suspender buttons, and side leg zippers. Tan with Loden facing. W302.

SNAKE CHAPS

Made of lightweight, tightly-woven basket weave of 1000 denier Cordura®, these chaps contain double layering from the knee down to prevent even the smaller rattlers from penetrating. With three adjustment straps, inside zippers to the knee. Loden. W029.

UPLAND MESH VEST

Soft mesh construction for lightweight comfort, with quilted shooting patches of tough Cordura®, pleated bellows pockets with shell loops and a zip-down game bag treated with Zepel®. Also ideal for clay target shooting in warm weather. Tan, Woodland Camo. W102.

CLOSE COVER VEST

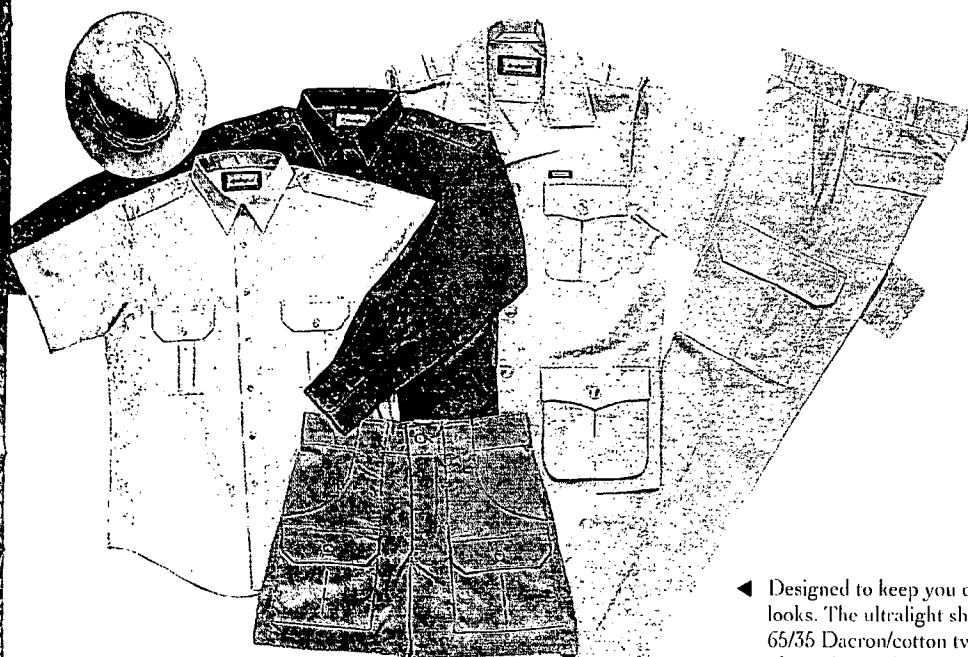
Durable Dacron/cotton blend. Ideal for use in thick cover with large hip patch pockets that are sewn flat to prevent snagging in tight places. Blood-proof game pouch of nylon to avoid brush snags. Tan, Blaze. W105



CLOSE COVER VEST

SAFARI COLLECTION

Designed to keep you cool and dry when it's hot and muggy, with easy care and great design features for functional good looks. The ultralight shirts are made of cool, 100% combed cotton, and the jacket, pant, and shorts are made of a durable 65/35 Dacron/cotton twill for comfort. Khaki, Olive. Jacket W208. Pant W309. Shorts W409. Long-sleeve Shirt W530. Short-sleeve Shirt W532. Hat W842.



REMINGTON WESTERN WEAR

You don't have to own a ranch to appreciate the hard-wearing good looks of our new western-styled shirts, jeans, gloves, coats, vest and hats. If you're someone who likes hard work in the outdoors, these new clothes will work hard right along with you. And let you stay comfortable to boot!

ROCKY MOUNTAIN VEST AND JACKET

The vest and jacket are insulated using new microfiber technology for extra warmth and comfort. The Microloft™ filling is actually warmer than down at the same weight. The microfiber shell fabric has a very soft hand, yet is still tougher than canvas. To further enhance comfort, the linings on both garments are made of plaid Worsterlon®. Collar and yoke are accented with a soil-masking brown corduroy. Olive, Tan, Vest W118, Jacket W297.



ROCKY MOUNTAIN VEST AND JACKET

RA CAMP SHIRT

Made of comfortable, shrink-resistant 100% stonewashed cotton with reinforced forearm and elbow, and double layered collar and yoke for durability. Features the "RA" insignia, Rock Horn buttons, and a chest patch pocket. Loden, Peacock, Coral, W539.



CAMP SHIRT AND WESTERN SHIRT

RA WESTERN SHIRT

This popular western-styled, canvas cotton striped shirt comes stonewashed and is shrink-resistant. Features the "RA" insignia, western yoke, two front patch pockets, Rock Horn buttons. Offered in complementary colors. Tan Tri-Stripe, Brown Tri-Stripe, W537.

ROCKY MOUNTAIN WIND COAT

A mid-thigh length coat constructed with a lightweight, durable Cordura® and Supplex® shell backed with Gore Wind Stopper™ membrane, and lined with plaid Worsterlon® fabric. Collar and yoke are accented in a rich soil-masking brown corduroy for comfort and style. Olive, Tan, W295.



ROCKY MOUNTAIN WIND COAT

RA WESTERN JEANS

An exclusive from Remington, these jeans are made of a unique blend of 80% cotton/12% Kevlar®/8% nylon, and provide all of the comfort and fading of regular jeans, but are shrinkproof and will wear many times longer. In fact, the fabric has ten times the abrasion life of standard 14 ½ oz. indigo cotton denim jeans. Triple (extra reinforced)-stitching in stress seams, extra tacking on pocket corners, reinforced stress points, 1 ¾" belt loops, and 8 lb. nylon sewing thread add to their durability. In addition, unlike other major jean manufacturers, Remington designed the inside pockets to have the identical fabric as the Jeans to insure longer life. Features the "RA" insignia (found on Remington Arms shotguns) branded on leather on the right rear pocket. Also features the popular straight leg cut to provide an improved fit, two front pockets, two rear pockets, a Remington/ Peters shotshell steel button, and zipper that locks. Indigo, W395.



CORDURA

TAKES ON TOUGH CONDITIONS

Lightweight yet extremely durable, our Rugged Outerwear Clothing is made from rugged, comfortable Cordura® nylon, and treated with Zepel® to resist rain and stains. Cordura® wears up to five times longer than cotton canvas. Used in everything from boots to pants, and gloves to jackets, Cordura® will take you into the field with confidence.

SUPPLEX

STAYS SOFT AND DRY

Many Remington garments are made of Du Pont Supplex® nylon. Supplex® provides the soft, natural feel of cotton, with the durability, abrasion resistance and wind- and water-repellency of nylon. Supplex® also dries very quickly, a factor that's especially important for any outdoor garment.




MOUNTAIN JACKET


NAVY / DK GREY
RED / DK BLUE



CLIMBER JACKET



TREKKING PANTS



BACK PACKER PARKA

REMINGTON RUGGED OUTERWEAR

Even if your need for rugged, well-designed outdoor apparel doesn't include hunting, Remington should still be your source for great outdoor clothing. From easy-care sweaters and trousers, to jackets and over-pants that are just right for your outdoor pursuits, whatever they may be, and wherever they may take you.

MOUNTAIN JACKET

Supplex® shell laminated to Gore-Tex® fabric and treated with Zepel® to resist stains and rain. Lined with wool-like Worsterlon® for warmth. With attached, cinch hood with visor, breast map pocket, breast patch pocket, and two-way zipper. Includes bellows hip pockets with Worsterlon®-lined, hand rest pockets underneath. Red, Dk. Grey, W218. Forest Green (Non-Gore-Tex®) W216

CLIMBER JACKET

Lined with Polarplus® velour for warmth and treated with Zepel® to resist stains and rain. Waist-length "bomber jacket" styling and raglan sleeves provide comfort and freedom of movement. Includes zippered, hand-rest pockets. Red, Navy, Grey, W285.

BACK PACKER PARKA

Tough, lightweight Cordura®/Supplex® shell laminated to Gore-Tex® fabric. Insulated with Thermolite® for warmth and treated with Zepel® to resist stains and rain. Includes drawstring waist, zipper-detachable hood, and elastic cuffs with Velcro® closures, as well as comfortably-placed hand-rest pockets at chest and hips. Red, Navy, W176.

TREKKING PANTS

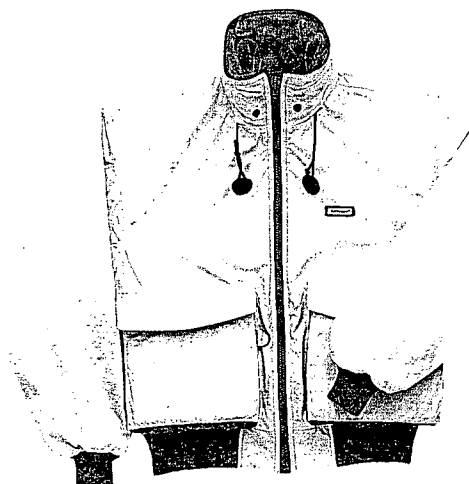
Lightweight and comfortable, this Overpant features a durable shell of Cordura®/Supplex® laminated to Gore-Tex® and treated with Zepel® to resist stains and rain. Includes elastic waist with belt loops; full-length, side-seam zippers, and zippered pockets. Red, Navy, W375.

STREN™ FISHING WEAR BY REMINGTON

Whether you're chasing big Blues or King Mackerel in the surf at Hatteras, or trying to seduce a fat rainbow in Colorado, you can do it better in Stren™ Fishing Wear.

CASTING JACKET


Windproof, water-repellent, and lined with Polartek® for lightweight warmth, this waist-length jacket of soft, quiet Supplex® nylon is perfect for wading. With action back and sleeves for easy mobility, roll-up hood, hand-warmer pockets, inside security pocket, bellows pockets, and accent color trim. Red, Loden, Yellow, Pewter. W293.



CASTING JACKET

BIG WATER FISHING JACKET AND BIB

Made of a Supplex® shell laminated to Gore-Tex® fabric, and treated with Zepel® for additional rain/stain protection. The jacket has a roll-up hood, action sleeves, adjustable Velcro® cuffs, drawstring waist, and seven pockets. The Bib has a two-way zipper front, adjustable shoulder straps, Lycra® rib-knit side panels, side-seam leg zippers, reinforced knees, and five pockets. Both qualify for the Gore-Tex® "Extreme Wet Weather" hangtag. Red, Tan, Yellow, Pewter. Jacket W290. Bib W490.



BIG WATER FISHING JACKET AND BIB (TOP)
STORM PULLOVER, JACKET, AND BIB (BOTTOM)

STORM PULLOVER JACKET AND BIB

Made of lightweight, durable Du Pont nylon laminated to Gore-Tex® fabric and treated with Zepel®. Jacket has attached cinch hood, drawstring waist, side zipper, and three zippered pockets. Bib has zippered chest pocket, front pockets with secure Velcro® closures, flapped hip pocket, side-seam zippers, elastic cuffs, Lycra® rib-knit side panels, and adjustable shoulder straps. Yellow/Black, Pewter/Royal. Pullover W224. Bib W495.

STORM PULLOVER JACKET AND OVERPANT (NOT SHOWN)

The same jacket as above, but offered in solid colors with matching overpants. Overpant features elastic drawstring waist, elastic cuffs, side-seam leg zippers, and snap fly front. Solid Red, Navy, Light Gray. Jacket W224. Overpant W324.

**STREN®
FISHING LINES**

FROM THE FOLKS WHO'VE HAD THE
LINE ON FISHING SINCE 1958

**STREN
SUPER TOUGH**
SUPER STRENGTH
FOR ALL TYPES OF FISHING

STREN
Clear/Blue Fluorescent
EXCELLENT FOR ALL TYPES OF FISHING

HIGH IMPACT
FISHING LINE
FOR ALL TYPES OF FISHING

**STREN
MAGNA THIN**
LOW WATER RESISTANCE
10 lb. test 5 kg test

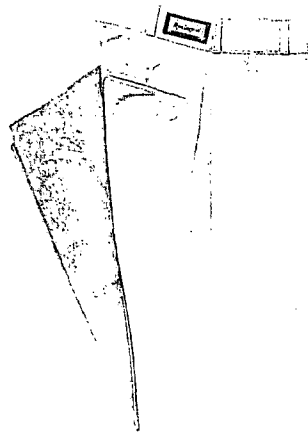
**STREN
MAGNUM 14/40**
EXCELLENT FOR ALL TYPES OF FISHING




MESH FISHING VEST



FLY FISHING VEST &
COOLMAX*/COTTON POLO SHIRT



CHINO PANT



HIGH TREK* CREW SWEATER

MESH FISHING VEST

Ideal for warm-weather fishing, this mid-length vest is made of soft, fast-drying Dacron® polyester mesh and durable Supplex® nylon. Features seven pockets outside, and five pockets inside - including roomy zippered pockets and a large rear pouch for stowing gear. Also features "D" rings and rod holder. Tan, Pewter. W109.

FLY FISHING VEST

A short wading vest, made of very lightweight, fast-drying Supplex® nylon and lined with moisture-wicking Coolmax® mesh. Features six pockets outside, nine pockets inside, including several roomy zippered pockets for stowing gear. Also features a fleece patch for holding flies, "D" rings, and fly rod holder. Tan, Pewter. W111.

CASUAL WEAR

COOLMAX*/COTTON POLO SHIRTS (With Fly Fishing Vest, above)

In long- and short-sleeve versions, this shirt is very comfortable in warm weather, thanks to the moisture wicking capability of the Coolmax® fibers. The three-button placket allows for venting, and the drop tail keeps the shirt tucked in. With embroidered Remington logo and accent collar and trim. White, British Green, Khaki, Royal. Long-Sleeve W552. Short-Sleeve W555.

CHINO PANT

For cool, lightweight comfort, this pant is made of 100% combed cotton, stabilized for shrink resistance. With front slash pockets, hip pocket, double-needle outside seams, and unfinished hem. Khaki. W505.

HIGH TREK* CREW SWEATER

A classic, medium-weight crewneck sweater of washable High Trek® yarn. White, Grey, Yellow. W662.



THERMAX* THERMAL WEAR

Remington offers thermal wear of Therman® in a variety of styles. All are constructed of a smooth, interlock knit for comfort and a good fit. The Standard-Weight Top features a crewneck and long tail; the Standard-Weight Bottom has an elasticized waist and fly front. Red, Navy, Tan, Loden. The Turtleneck provides extra warmth and shape retention. Loden. The Zip Turtleneck allows venting when necessary. Red, Navy, Loden. The Heavyweight Top, and Bottom, feature double-layer construction for extra warmth and two-button neck on the Top for ventilation. Red, Navy, Tan, Loden. Standard-Weight Top W700. Standard-Weight Bottom 703. Turtleneck W708. Zip Turtleneck W706. Heavyweight Top W370. Heavyweight Bottom W733.

SHIRTS AND SWEATERS

POLARPLUS[®]/HIGH TREK[®] PULLOVER

With a body of Polarplus[®] fleece and sleeves of High Trek[®] yarn, for exceptional warmth and comfort with light weight. Features front pouch pocket and button fatigue collar for ventilation. Loden. W670.

WINDSTOPPER[™] SWEATER

Of washable High Trek[®] yarn with button fatigue collar for style and ventilation. Features the wind-proof-yet-breathable protection of the Gore Windstopper[™] comfort liner, which keeps you twice as warm in windy conditions as a conventional sweater. Loden, Oatmeal. W652.

SPORTSMAN'S[™] SWEATER

Of washable High Trek[®] yarn with button fatigue collar for style and ventilation. Loden, Natural. W656.

WORSTERLON[™] SHIRT


This shirt of 13-oz. fabric features corduroy-lined collar and large, button-flap breast pockets to hold shooting glasses, licenses, and other accessories. (Note: Plaid Shirt has only one breast pocket.) Red, Blaze, Green, Tan, Burgundy, Brown Camo, Marsh Camo, Red/Black Plaid, Navy/Dark Green Plaid, Navy/Dark Green Houndstooth, Red/Black Houndstooth, Worsterlon W511, Plaid Worsterlon W514.

WORSTERLON[™] BUTTON-DOWN SHIRT

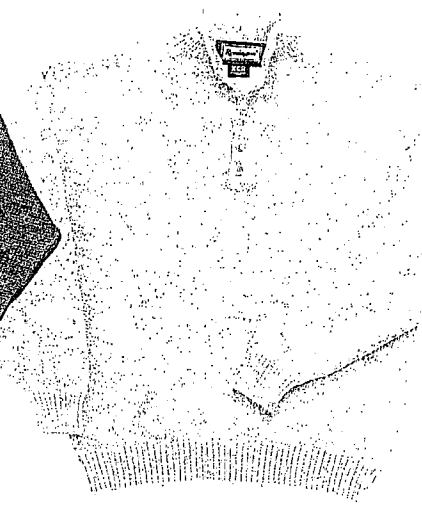
The same features as our 13-oz. Worsterlon[™] Shirt, but with a corduroy button-down collar for a neater appearance. Red, Green, Navy/Dark Green Houndstooth, Red/Black Houndstooth. W508.

HEAVYWEIGHT WORSTERLON[™] SHIRT

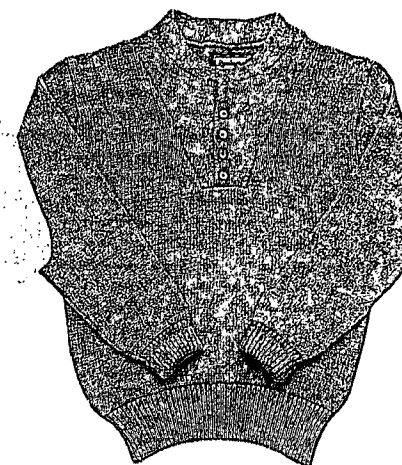
Heavy 18-oz. Worsterlon[™] fabric for extra warmth and durability. Blaze, Forest Green, Red/Black Plaid, Red/Black Gingham Check, Navy/Dark Green Gingham Check, Heavyweight W517, Plaid Heavyweight W520.



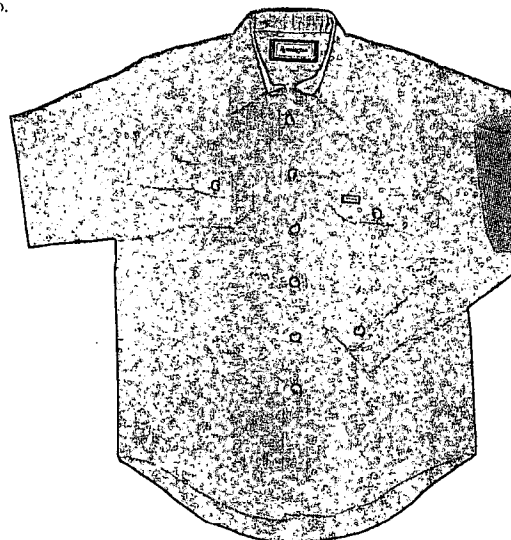
POLARPLUS[®]/HIGH TREK[®] PULLOVER




WINDSTOPPER[™] SWEATER



SPORTSMAN'S[™] SWEATER
Available in Big Sizes in Loden




WORSTERLON[™] SHIRT



WORSTERLON[™] BUTTON-DOWN SHIRT



HEAVYWEIGHT WORSTERLON[™] SHIRT





"RA" WESTERN GLOVE
Made of the finest quality whitetail deerskin leather, with whip stitching along fingers, elastic wrist, and "RA" insignia branded on leather. Cognac. W810.




LEATHER SHOOTING GLOVE
Supple leather enhances grip and dexterity. Leather is perforated for ventilation, and the elastic wrist has adjustable Velcro® tab closure. Black, Brown. W814.



HIGH TREK® KNIT GLOVE
Of warmer-than-wool, washable High Trek® yarn. Won't shrink or lose shape after repeated washings. Features nylon gripping dots on palm. Natural, Lodge. W803.



UPLAND GLOVE
Of tough Cordura®/Supplex®, treated with Zepel® and lined with Thermanx® to wick moisture from skin. Leather palm aids grip and dexterity. Tan, Dark Brown. W800.



ALL PURPOSE GLOVE
Similar to Upland Glove, but with Gore-Tex® fabric insert for total waterproofness. Fully insulated with ThermoLite® for warmth. Tan, Dark Brown. W808.



EXTREME WEATHER GLOVE
Like All Purpose Glove, but insulated with ThermoLite® for extra warmth. With reinforced leather palm and leather pull strap. Tan, Dark Brown, Brown Camo. W812.



THERMAX® LINER SOCK (A)
100% Thermanx® for warmth and superior moisture wicking. Over-the-calf length. Thor-Lo® cushioning for comfort and protection against blisters. White, Grey, Tan. W860.



COOLMAX®/COTTON LIGHTWEIGHT SOCK (B)
Coolmax® cotton single-layer knit for moisture wicking to keep feet warm and dry. Thor-Lo® cushioning for comfort and blister protection. White, Grey, Tan. W871.



FIELD SOCK (C)
Hi-Bulk Orlon®, Thermanx®, and cotton/Lycra®, with Thor-Lo® cushioning at heel and toe. Low-density knit allows fast moisture evaporation. Red/Grey. W880.




EXTREME WEATHER SOCK (D)
High bulk for extra warmth and moisture wicking. With Thor-Lo® cushioning for protection against blisters and abrasion. Of High-Trek yarn in Forest Green/ Grey. W881.




WADER SOCK (E)
Designed with flat knit on back of the calf for rapid moisture wicking, even in rubber boots. High-density knee pads for kneeling. Thor-Lo® cushioning comfort. Of High Trek® yarn in Lodge/Grey. Of Hi-Bulk Orlon® in Brown/Grey. W882.



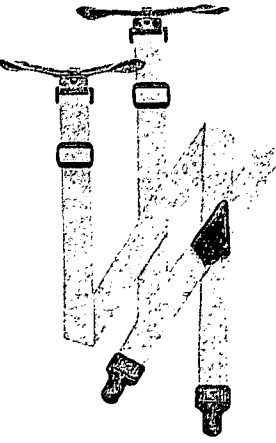
UPLAND SHOOTER'S BELT
The perfect place to rest your gun in the field or on the target range, this Belt features a unique elastic gun caddy. Also includes elastic slots to hold extra shotshells or choke tubes, and three waterproof Cordura® pouches — one each for shells, accessories, and game. Tan. W001.



DOVE SHOOTER'S BELT
Designed for the dove and quail hunter, this 2 1/4" Belt is urethane-coated and made of 500 denier Cordura® for durability yet only weighs one pound. Features three permanently attached pouches: two for shells and one for game. Green. W003.



CLIP SUSPENDERS
2" wide heavy-duty web with durable tempered steel clip and non-glare finish. Cross patch with embossed Remington logo. Tan suspenders feature Remington logo on front straps. Available in Red, Blaze, Brown Camo. W026.



BUTTON SUSPENDERS
Made of 1 1/2" heavy-duty web with durable, leather fasteners, and cross patch with embossed Remington logo. Tan suspenders feature Remington logo on front straps. Available in Red, Blaze, Brown Camo. W024.

REMINGTON HATS

"RA" WESTERN FELT HAT

High quality wool felt. 4" Brim, 1/2" Leather strap with Remington logo. Color: Chestnut. W856.

"RA" WESTERN HAT

Of high-quality toyo, with 4" brim, a slightly smaller crown, leather inside and outside headbands. The 5/8" outside headband features the Remington logo. Ivory. W855.

WHITE WING HAT

Of natural sea grass in an open weave for maximum cooling. Thermax® sweatband to wick moisture away. Tan grosgrain band with embroidered Remington logo in green. Tan. W850.

OUTBACK HAT

For protection from the hot sun, with a Thermax® sweatband to wick moisture away. Accented with khaki web band embroidered with Remington logo in brown. White. W852.

SPECIAL PURPOSE CAP

Lightweight Supplex® outer shell, lined with Gore-Tex® fabric. Features pull down ear flaps with soft lining and Thermax® sweatband to wick moisture away from skin. Woodland Camo, Mossy Oak Camo. W838.

SPORTING CLAYS CAP

Lightweight Cordura®, treated with Zepel® to resist rain and stains, with Thermolite® insulation for extra warmth. Thermax® sweatband wicks moisture away from skin. With pull-down ear flaps, short brim, matching Ultrasuede® bill, and dark fabric under the visor to absorb light. British Green, Tan. W848.

BLUE ROCK™ BALL CAP


Dacron®/cotton twill, with matching mesh-colored panels on each side, dark fabric under the visor to absorb light, and buckle strap for sizing. Remington Green, Blue, Stone. W834.

MESH CAP & BALL CAP

Lightweight Cordura®, treated with Zepel® to resist rain and stains. Thermax® sweatband wicks moisture from skin. Both in Blaze, Tan, British Green, Mossy Oak™ Camo. Mesh Cap also in Woodland Camo. Ball Cap also in Brown Camo, Marsh Camo and Trebark® H. Mesh Cap W828. Ball Cap. W832.

CORDUROY CAP

Of soft, mid-wale corduroy with Remington elk or goose embroidered on front. Red, Navy, British Green, Emerald Green. Elk W859. Goose W860.



"RA" WESTERN FELT HAT

BRIM HAT

Cordura® fabric shell, lined with Gore-Tex® fabric to make the entire hat waterproof. Thermax® sweatband wicks moisture from skin. Brim shields sun and rain. Tan, British Green, Brown Camo, Woodland Camo, Marsh Camo. W840.

STOCKING CAPS, BALACLAVA, CRUSHER CAP

Thermax® Stocking Cap wicks moisture away from skin for warmth and comfort. Red, Navy, Blaze, Loden. W821. High Trek® Stocking Cap is warmer than wool, colorfast, washable, with embroidered Remington logo. Blaze, Charcoal, Natural, Loden. W820. Balaclava combines High Trek® and comfortable Thermax® lining for warmth. Blaze, Natural, Loden. W827. High Trek® Crusher Cap is warmer than wool, washable, colorfast, and has a slight brim for extra protection. Blaze, Charcoal, Natural, Loden. W824.

LEGION CAP

Cordura® fabric shell, lined with Gore-Tex® fabric. Thermax® sweatband wicks moisture from skin. Fold-down earflaps won't impair hearing. Insulated with Thermolite® for warmth. Blaze, Tan, Loden, Brown Camo. W844.

RADAR CAP

Lightweight Cordura®, treated with Zepel® to resist rain and stains. Thermolite® insulation for warmth. Pull-down knit panel of High Trek® yarn keeps ears warm. Blaze, British Green, Brown Camo, Marsh Camo. W846.

JONES FLAP CAP


Cordura® fabric shell, lined with Gore-Tex® fabric to make the entire cap waterproof. Thermax® sweatband wicks moisture from skin. Fold-down brim and earflaps provide extra warmth and protection. Blaze, Brown Camo, Marsh Camo. W837.



"RA" WESTERN HAT




OUTBACK HAT



BLUE ROCK™ BALL CAP



BRIM HAT



LEGION CAP



WHITE WING HAT



SPECIAL PURPOSE CAP




MESH CAP & BALL CAP



SPORTING CLAYS CAP



CORDUROY CAP



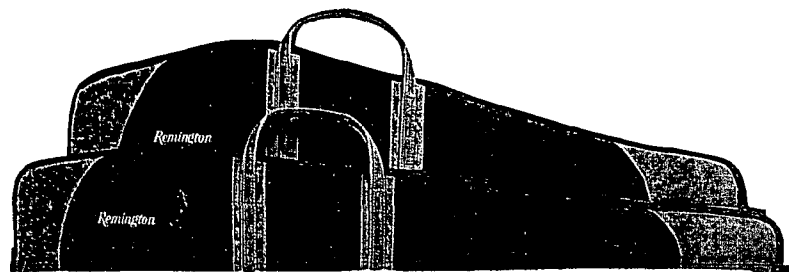
STOCKING CAPS, BALACLAVA, CRUSHER CAP



RADAR CAP




JONES FLAP CAP


RIFLE CASE (TOP)

Of heavy-duty Cordura® fabric treated with Zepel® to resist rain and stains. Features scoped design, wraparound handles, corduroy lining, open-cell foam padding, and Remington logo. Green.

SHOTGUN CASE (BOTTOM)

Of heavy-duty Cordura® fabric treated with Zepel® to resist rain and stains. Features wraparound handles, corduroy lining, open-cell foam padding, and Remington logo. Green.


TWO-BARREL, TAKE-DOWN SHOTGUN HARD CASE (TOP)


Now available as an accessory is our custom-formed, high-strength, two-barrel, fitted gun case. Inside, there's room for two barrels, six Rem™ Chokes, magazine plug, choke wrench, and lots of accessories like Rem™ Oil, shooting glasses, etc. The outside of this airline-approved case is made of a high-strength, lightweight, impact-resistant synthetic. Incorporates a sturdy padlock lug for security.

RIFLE HARD CASE (BOTTOM)

A great way to carry or ship your Model 7400™ or 7600™. Made of the same high-strength, lightweight, impact-resistant synthetic as our shotgun hard case with lots of extra storage places for accessories.


SPORTSMAN'S™ BAG


Of heavy-duty Cordura® fabric treated with Zepel® to resist rain and stains. Features adjustable padded carry strap, two front pouch pockets, large rear zippered document pocket. Measures 17 1/2" x 7" x 17 1/4". Green.


FIELD BAG AND GEAR BAG

Both bags are made of heavy-duty Cordura® fabric with double-stitched seams and reinforced piping for strength. Treated inside with polyurethane, outside with Zepel® to resist water and stains. With numerous zippered pockets, wraparound handles, and strong carry strap. Field Bag measures 16" x 6 1/2" x 8 1/2", and is available in Woodland Camo. Gear bag measures 18 1/2" x 9 3/4" x 9 3/4", and comes in Green.


DUFFLE BAG

Of heavy-duty Cordura® fabric treated with Zepel® to resist rain and stains. Features wraparound handles, zippered end pockets, strong carry strap, and brass fittings. Green. Large bag measures 25" x 10" x 10". Extra-large bag measures 29" x 10" x 10".


**"BUSH PILOT"
1993 BULLET KNIFE**

The R4356 "Bush Pilot" is styled after our 1920's original, and is the eleventh in our series of Bullet Knife collectibles. It features 440 stainless steel Turkish clip and spey skinning blades, and Delrin® Dura-Stag handles. The "Bush Pilot" has a brass liner, and the bolsters and pins are nickel-silver. Like all our "Bullet" knives, a detailed, nickel-silver representation of a centerfire cartridge is inlaid into the handle. The "Bush Pilot" measures 10" open, and 4 1/4" when closed.

**"BUSH PILOT"
BULLET KNIFE POSTER**

For 1993 we're honoring those unsung heroes of the back country, the daredevils who get us to the remote camps and pristine streams, the magicians who somehow coax thousands of pounds of airplane, men and material to lift off alpine lakes, the "taxi drivers of the mountains." Bush pilots are a special breed – great pilots, skillful mechanics, knowledgeable hunting and fishing guides, capable medics, and most of all, the kind of gentlemen that make any campfire a little warmer. We salute you!

RH134 SHEATH KNIFE

Replica of the RH134 introduced in 1926, this knife features a 5" hollow ground clip blade. With handle constructed of aluminum spacers and red and black fiber washers, aluminum guard and butt, original design countersunk brass nut, and a brown embossed leather sheath. Measures 9 3/4".

RH50 SHEATH KNIFE

First produced as a scouting knife in 1931, the RH50 features a 4" hollow ground blade for skinning. Handle reinforced with aluminum spacers and red and black fiber washers. Features aluminum guard and butt, original design countersunk brass nut, and a brown embossed leather sheath. Measures 8 3/4".

RH31 SHEATH KNIFE

Replica of the 1925 model which was only produced in small quantities for six years, this collectible knife features a 3 7/8" hollow ground drop point blade making it perfect for easy skinning and boning chores. With handle constructed of aluminum spacers and red and black fiber washers, aluminum guard and butt, original design countersunk brass nut, and brown embossed leather sheath. Measures 8 1/2".

BIG GAME KNIFE

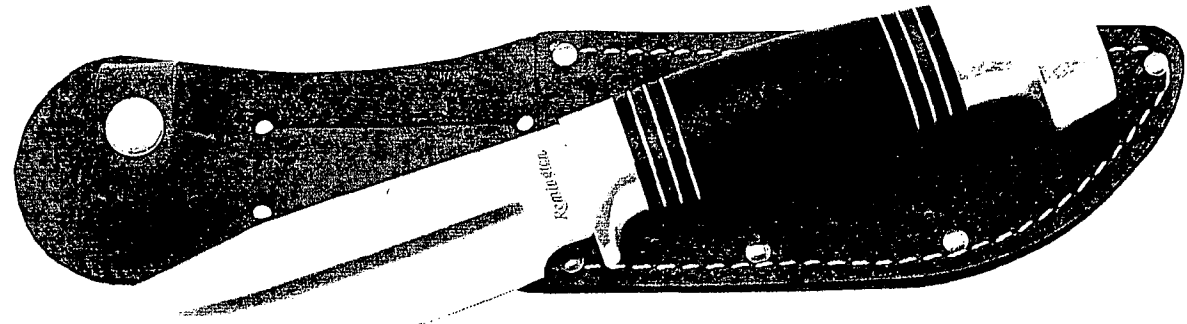
Features 3 3/8" clip blade, 3 5/8" self-cleaning bone saw, paunch hook, grip notches and leather sheath with sharpening tool.

WILDLIFE KNIFE


A beauty to look at and to use, this knife features a nostalgic design highlighted by brass handles with an attractive wildlife design. With a single lock-back clip blade with etched Remington logo. Slim and comfortable to carry. Measures 3" when closed.

SKINNER KNIFE

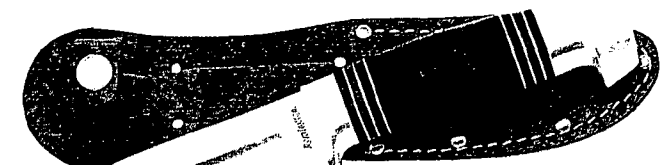
Features a fixed, skinning type blade with a bone saw on top. The universal handle and unique fingertip control allow you to skin game or saw through bone safely. Blade measures 4". Overall knife length is 9". Also includes leather sheath and sharpening stone.




RH134 SHEATH KNIFE



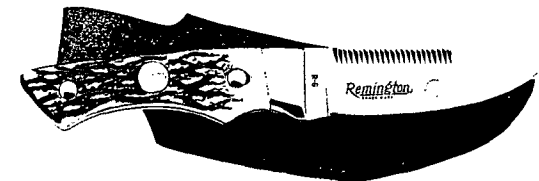
RH50 SHEATH KNIFE



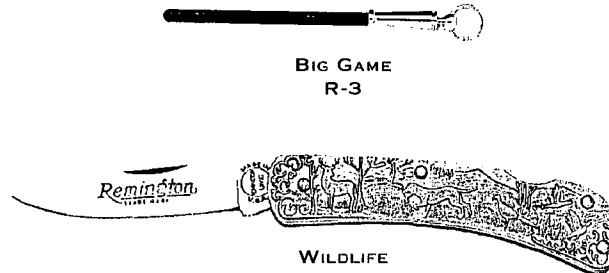
RH31 SHEATH KNIFE




BIG GAME
R-3



SKINNER
R-6



WILDLIFE
R-5M



OUTDOORSMAN
R-9

OUTDOORSMAN KNIFE (PG. 80)

Features a lockback single clip blade, with etched Remington logo, and a leather sheath with logo on the snap. Whether your interests are hunting, fishing, camping, or handiwork, the Outdoorsman Knife fits the need. Its one-piece bolster/liner construction combined with stainless steel pins and springs, and tough Du Pont Delrin® handle, make this one of the strongest, most durable knives you can buy. The heavy, genuine-leather sheath fits comfortably on your belt and provides protection, convenience and good looks. Measure 5" when closed.

GENTLEMAN'S KNIFE

Features a single lockback blade that measures 2 1/4". Slim and comfortable to carry. Knife measures 5 1/2" open and 3" closed.

FARMHAND KNIFE

Features a clip blade with etched Remington logo and spey blade. Sturdy enough for farm or field, this knife is just the right size, weight and shape to take on a variety of functions. With tough Delrin® handle with the look of bone. A basic, no-nonsense knife that will stand up to years of hard use. Measures 3 7/8" when closed.

UPLAND KNIFE

Features a Remington patented choke tool to fit popular 12- and 20-gauge choke tubes, 2 3/8" clip blade, gut hook and screwdriver tip.

HANDYMAN KNIFE

Features a patented double lockback system and double blades to handle a variety of tasks. With clip blade etched with Remington logo for general use, a scalloped drop-point blade for tough jobs, and Delrin® handle with the look of bone. Measures 3" when closed.

STOCKMAN KNIFE

Features a clip blade with etched Remington logo, a spey blade, and a scalloped sheepfoot blade. This age-old standard for farm and field has been subjected to Remington's exacting tests for quality and endurance to make sure it stands up to the test and provides long-lasting satisfaction for its owners. Measures 3 7/8" closed.

TURKEY HUNTER KNIFE

Before you stalk the wily Tom, make sure you have this handy tool in your pocket. It features everything you need in the field, including clip blade with etched Remington logo, pin punch, our patented choke tube tool to fit popular 10- and 12-gauge choke tubes, and a unique turkey foot and beard shield. Measures 4 1/2" when closed.

WATERFOWL KNIFE

Features a Remington patented choke tool to fit popular 12- and 20- gauge choke tubes, 3" clip blade, 2 1/8" serrated bone/cartilage blade, a pin punch designed to fit Remington shotguns, and a screwdriver tip.

MUSKET KNIFE

The Musket Knife is an authentic reproduction of a 1920-era Remington "Daddy Barlow" knife distinguished by an extra-long bolster on only one end. Features a pewter musket and powder horn shield on the right saw-cut Delrin® handle and a single clip blade etched with Remington logo. Measures 5" when closed.

UTILITY KNIFE

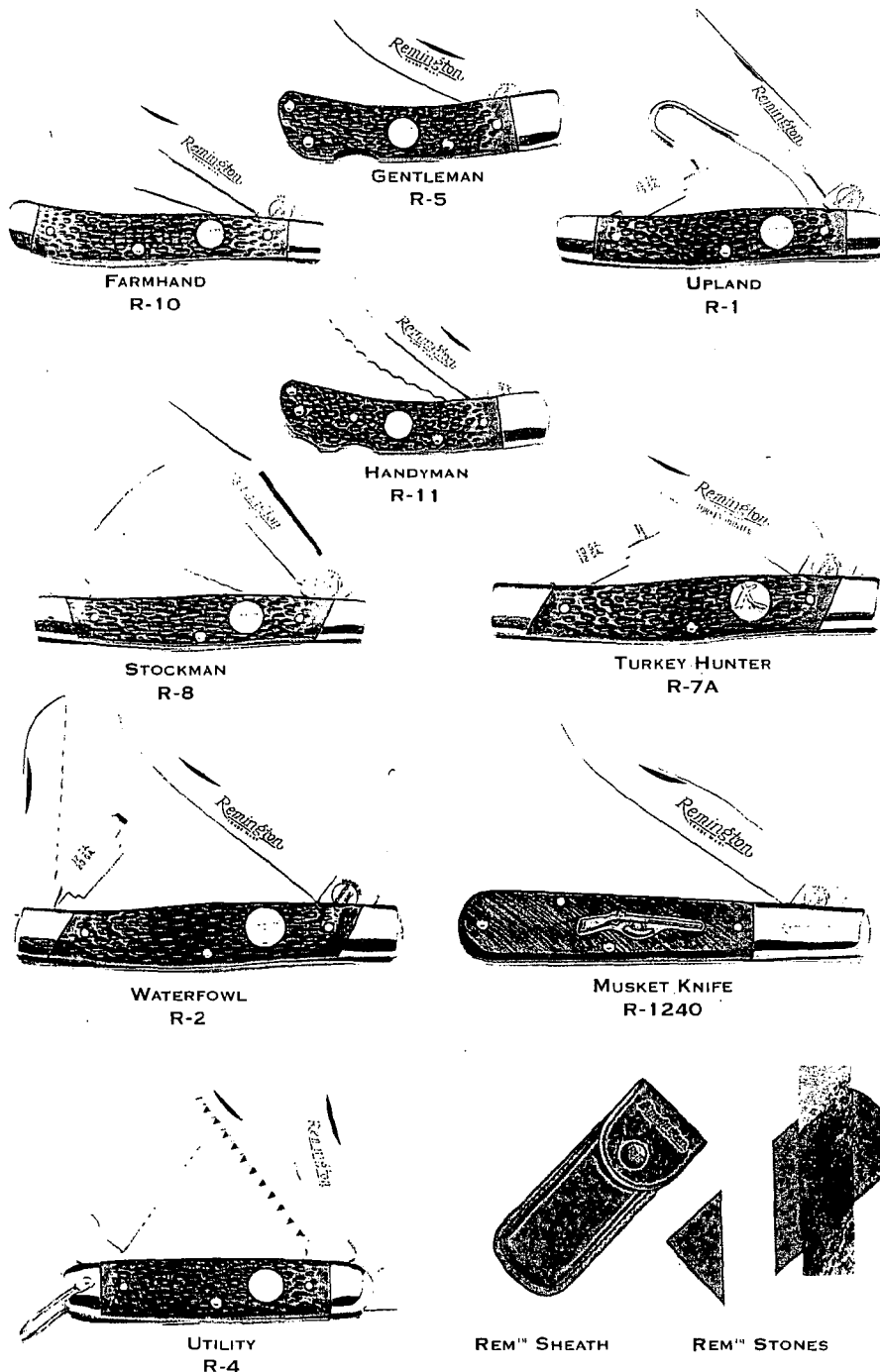
Features 2 3/8" spear blade, 1 7/8" coping blade, saw, screwdriver, can opener and shackle.

REM™ SHEATH

Of top-grade leather, this 5 1/2" long sheath fits comfortably on your belt and is ideal for carrying virtually any outdoor knife.

REM™ STONES

Available in two versions, these sharpening stones give your knives an extra sharp edge for tough skinning and cutting. The 6" hard Arkansas stone removes larger blade chips, while the 6" soft stone finely hones your blade. Comes with a protective leather case embossed with the Remington logo.



REMINGTON PEERLESS™

Gauge	Barrel Length & Choke	Overall Length	Avg. Wt. (lbs.)	Order No./Price*
12	30" Rem™ Choke	47"	7 1/2	★4813/\$1,105.
	28" Rem™ Choke	46"	7 1/2	★4814/\$1,105.
	26" Rem™ Choke	45"	7 1/2	★4815/\$1,105.

Nominal stock dimensions: 14 5/16" length of pull, 1-1/2" drop at comb, 2-1/4" drop at heel. *Manufacturer's Suggested Retail Price. Supplied with one Imp. Cyl. and one mod. and one full Rem™ Choke tube, 3" chambers.

MODEL 90-T™ SINGLE BARREL TRAP

Gauge	Barrel Length & Choke	Overall Length	Avg. Wt. (lbs.)	Order No./Price*	H.P. -A.R.**
12	34" Full	51"	8 1/2	4850/\$2,995.	4854/N.A.
	32" Full	49"	8 1/2	4850/\$2,995.	4834/N.A.

Nominal stock dimensions: available in four standard stock configurations - Monte Carlo with 1 1/4", 1 3/8", or 1 1/2" drops; or straight comb with 1 1/2" drop. Standard length of pull is 14 3/8". See your local Remington dealer for full specifications and option choices. *Manufacturer's Suggested Retail Price. **High Post - Adjustable Rib

MODEL SP-10™ MAGNUM

Gauge	Barrel Length & Choke	Overall Length	Avg. Wt. (lbs.)	Order No./Price*
10	30" Rem™ Choke	51 1/2"	11	4808/\$966.
	26" Rem™ Choke	47 1/2"	10 3/4	4812/\$966.
	25" Rem™ Choke Mossy Oak® Bottomland™ Camo	44 1/2"	10 1/2	★4810/\$1,050.
	Turkey Combo	47 1/2" / 43 1/2"	10 3/4	4826/\$1,104.
	26" Rem™ Choke Vent Rib barrel and 22" Rem™ Choke Turkey Barrel w/rifle sights			

Nominal stock dimensions: 14" length of pull, 1-1/2" drop at comb, 2-1/2" drop at heel. Guns supplied with Full, Mod. and Turkey Extra Full (lead shot only) choke tubes. Important Note: Critical components - including the barrel, bolt assembly and trigger plate assembly of the Remington Model SP-10™ and other manufacturers 10-gauge shotguns - are not interchangeable. *Manufacturer's Suggested Retail Price.

MODEL 11-87™ SPECIAL PURPOSE

Gauge	Barrel Length & Choke	Overall Length	Avg. Wt. (lbs.)	Order No./Price*	Wood	Synthetic
12	28" Rem™ Choke (All Black)	48 1/2"	8 1/2	9905/\$619.	5269/\$619.	
	26" Rem™ Choke (All Black)	46"	8 1/2	9906/\$619.	5271/\$619.	
	28" Rem™ Choke Mossy Oak® Bottomland™ Camo	48"	8 1/2	—	5288/\$687.	
	26" Rem™ Choke Mossy Oak® Bottomland™ Camo	46"	8 1/2	—	5290/\$687.	
	21" Rem™ Choke Turkey Gun (All Black)†	41"	8	—	9674/\$652.	
	21" Rem™ Choke Turkey Gun Mossy Oak® Greenleaf™ Camo†	41"	8	—	★9678/\$700.	
	21" Rem™ Choke Big Game w/rifle sights Mossy Oak® Bottomland™	41"	8	—	★9680/\$685.	
	21" Rem™ Choke Deer Barrel w/cantilever scope mount, rings ‡	41"	8 1/2	9859/\$655.	—	
	21" Fully-Rilled Deer Barrel w/rifle sights (All Black)	41"	8	—	★9676/\$625.	
	21" Rem™ Choke Deer Barrel w/rifle sights ‡	41"	8	9837/\$599.	—	

Nominal stock dimensions: 14" length of pull, 1-1/2" drop at comb, 1-5/4" drop at heel. Nominal stock dimensions (Cantilever Deer Guns): 14-1/2" length of pull, 1-5/16" drop at comb, 1-3/4" drop at heel. †All 12-gauge Rem™ Choke deer shotguns supplied with a Rilled choke tube and Imp. Cyl. tube. ‡Model 11-87™ turkey and deer barrels are not equipped with a pressure compensating gas system, and will not function with target or light field loads. 2. Additional Turkey Super Full Rem™ Choke also supplied. *Manufacturer's Suggested Retail Price.

MODEL 11-87™ PREMIER®

Gauge	Barrel Length & Choke	Overall Length	Avg. Wt. (lbs.)	Order No./Price*	Satin	Gloss
12	30" Rem™ Choke LC (Light Contour)	50 1/2"	7 1/2	9871/\$657.	5287/\$657.	
	28" Rem™ Choke LC	48 1/2"	7 1/2	9873/\$657.	5289/\$657.	
	28" Rem™ Choke Left-Hand, LC	48 1/2"	7 1/2	9911/\$699.	—	
	26" Rem™ Choke LC	46"	7 1/2	9875/\$657.	5291/\$657.	
	21" Rem™ Choke Deer Barrel w/cantilever scope mount, rings ‡	41"	8 1/2	5302/\$647.	—	
	21" Fully-Rilled Cantilever Deer Barrel w/scope mount rings ‡	41"	8 1/2	9830/\$679.	—	

Nominal stock dimensions: 14" length of pull, 1-1/2" drop at comb, 2-1/2" drop at heel. †All 12-gauge Rem™ Choke deer shotguns supplied with a Rilled choke tube and Imp. Cyl. tube. Model 11-87™ deer barrels are not equipped with a pressure compensating gas system, and will not function with target or light field loads. LC = Light Contour. *Manufacturer's Suggested Retail Price.

MODEL 11-87™ TARGET SHOTGUNS

Gauge	Description	Chambers	Barrel Length & Choke	Overall Length	Avg. Wt. (lbs.)	Order No./Price*
12	Sporting Clays	2 1/2"	28" Rem™ Choke LC	48 1/2"	7 1/2	5277/\$725.
		2 1/2"	26" Rem™ Choke LC	46 1/2"	7 1/2	5279/\$725.
	Premier® Trap †	2 1/2"	30" Rem™ Choke	50 1/2"	8 1/2	9886/\$677.
	Premier® Trap † Left-Hand	2 1/2"	30" Rem™ Choke	50 1/2"	8 1/2	9892/\$745.
	Premier® Trap † (Monte Carlo)	2 1/2"	30" Rem™ Choke	50 1/2"	8 1/2	9888/\$692.
	Premier® Trap † Left-Hand (Monte Carlo) ‡	2 1/2"	30" Rem™ Choke	50 1/2"	8 1/2	9894/\$761.
	Premier® Skeet †	2 1/2"	26" Rem™ Choke	46"	8 1/2	9882/\$669.
	Premier® Skeet † Left-Hand	2 1/2"	26" Rem™ Choke	46"	8 1/2	9890/\$755.

Nominal stock dimensions (Skeet Guns): 14" length of pull, 1-1/2" drop at comb, 2-1/2" drop at heel. (11-87 Trap-Straight Comb): 14-5/8" length of pull, 1-5/8" drop at comb, 1-3/4" drop at heel. (11-87 Trap-Monte Carlo Stock): 14-3/8" length of pull, 1-3/8" drop at comb, 1-7/8" drop at heel. (Sporting Clays Guns): 14 5/16" length of pull, 1 1/2" drop at comb, and 2 1/4" drop at heel.

† Model 11-87™ Target barrels are not equipped with a pressure compensating gas system and are intended for use with target ammunition only. (3 1/4 dr. powder, 1-1/4 oz. lead shot - max.). Use of heavier field loads will damage the gun, unless a Model 11-87™ Premier® Field Grade extra barrel is installed. Model 11-87™ barrels are not interchangeable with Model 1100™ barrels. See page 17 for information on extra barrels. LC = Light Contour. *Manufacturer's Suggested Retail Price.

MODEL 1100™

Gauge/Bore	Barrel Length & Choke	Overall Length	Avg. Wt. (lbs.)	Order No./Price*	Satin	Gloss
12	21" Rem™ Choke (Special Field)	41"	7 1/2	5534/\$589.	—	
20	28" Rem™ Choke	48"	7	5403/\$589.	5511/\$589.	
	26" Rem™ Choke	46"	6 1/2	5405/\$589.	5515/\$589.	
	26" Rem™ Choke (Skeet 2 1/2" Chamber)	46"	6 1/2	9605/\$670.	—	
	21" Rem™ Choke (Special Field)	41"	6 1/2	5380/\$589.	—	
	21" Rem™ Choke (Youth Gun)	39 1/2"	6 1/2	5572/\$576.	—	
	21" Imp. Cyl. Deer Barrel w/rifle sights	41"	6 1/2	5248/\$552.	—	
28	25" Mod.	45"	6 1/2	5416/\$633.	—	
	25" Skeet (Skeet 2 1/2" Chamber)	45"	6 1/2	5282/\$670.	—	
.410	25" Full	45"	7	5466/\$633.	—	
	25" Mod.	45"	7	5468/\$653.	—	
	25" Skeet (Skeet 2 1/2" Chamber)	45"	7	5300/\$670.	—	

Nominal stock dimensions: 14" length of pull, 1-1/2" drop at comb, 2-1/2" drop at heel. Youth gun has 13" length of pull.

*Manufacturer's Suggested Retail Price. NOTE: All Model 1100™ .410 bore field guns have 3" chambers.

MODEL 870™ WINGMASTER®

Gauge/ Bore	Barrel Length & Choke	Overall Length	Avg. Wt. (lbs.)	Order No./Price*	Satin	Gloss
12	30" Rem™ Choke I.C. (Light Contour)	50 1/2"	7 1/2	5061 / \$469	5055 / \$469	
	28" Rem™ Choke I.C.	48 1/2"	7	5065 / \$469	5055 / \$469	
	28" Rem™ Choke Left-Hand, LC	48 1/2"	7	5531 / \$529	—	
	26" Rem™ Choke I.C.	46 1/2"	6 1/2	5065 / \$469	5057 / \$469	
	21" Rem™ Choke (Special Field)	41 1/2"	7	4870 / \$460	—	
	20" Rem™ Choke Deer Barrel w/Cantilever Scope Mount, Rings†	40 1/2"	8	5526 / \$497	—	
	20" Fully-Rifled Cantilever Deer Barrel w/scope mount, rings	40 1/2"	8	5512 / \$529	—	
	20" Rem™ Choke Deer Barrel w/rifle sights (Brushmaster®)	40 1/2"	7 1/2	5527 / \$439	—	
	20" Rem™ Choke Deer Barrel w/rifle sights (Brushmaster®) Left Hand	40 1/2"	7 1/2	5529 / \$495	—	
20	28" Rem™ Choke	48 1/2"	6 1/2	5068 / \$460	5072 / \$460	
	26" Rem™ Choke	46 1/2"	6 1/2	5070 / \$460	5074 / \$460	
	21" Rem™ Choke (Special Field)	41 1/2"	6 1/2	5221 / \$460	—	
	20" Imp. Cyl. Deer Barrel w/rifle sights	40 1/2"	6	5208 / \$412	—	
28	25" Full	45 1/2"	6	4918 / \$504	—	
	25" Mod.	45 1/2"	6	4920 / \$504	—	
.410	25" Full	45 1/2"	6 1/2	4986 / \$504	—	
	25" Mod.	45 1/2"	6 1/2	5086 / \$504	—	

Nominal stock dimensions: (Field Guns): 14" length of pull, (including recoil pad) (no recoil pad on 28-gauge, .410-bore). (Youth Gun — 15" length of pull), 1" drop at comb, 2-1/2" at heel. (Cantilever Deer Guns): 14-1/2" length of pull, 1-1/2" drop at comb, 2" drop at heel. NOTE: All 870 shotguns except .410 and Special Field have 5-shot capacity and come furnished with a 3-shot plug. Special Field and .410s have 4-shot capacity and a 5-shot plug. †All 12-gauge Rem™ Choke deer shotguns supplied with a Rifled choke tube and Imp. Cyl. tube. All 3" chambers handle 2-3/4" shells. I.C. = Light Contour. *Manufacturer's Suggested Retail Price.

MODEL 870™ SPECIAL PURPOSE

Gauge	Barrel Length & Choke	Overall Length	Avg. Wt. (lbs.)	Order No./Price*	Synthetic
12	28" Rem™ Choke (All Black)	48 1/2"	7 1/2	5505 / \$367	
	26" Rem™ Choke (All Black)	46 1/2"	7 1/2	5507 / \$367	
	28" Rem™ Choke Mossy Oak® Bottomland™ Camo	48 1/2"	7 1/2	5062 / \$453	
	26" Rem™ Choke Mossy Oak® Bottomland™ Camo	46 1/2"	7 1/2	5064 / \$453	
	21" Rem™ Choke Turkey Gun (All Black)	41 1/2"	7	4984 / \$393	
	21" Rem™ Choke Turkey Gun Mossy Oak® Greenleaf™ Camo	41 1/2"	7	★5080 / \$447	
	20" Fully-Rifled Deer Barrel w/rifle sights (All Black)	40 1/2"	7	★4988 / \$385	
	20" Rem™ Choke Big Game w/rifle sights Mossy Oak® Bottomland™ Camo	40 1/2"	7	★5076 / \$443	
	18" Marine Magnum™ (Nickel)	38 1/2"	7 1/2	5012 / \$447	

Nominal stock dimensions: 14" length of pull, (including recoil pad), 1" drop at comb, 2 1/2" at heel. †All 12-gauge Rem™ Choke deer shotguns supplied with a Rifled choke tube and Imp. Cyl. tube. All 3" chambers handle 2 3/4" shells. †Will not accept law enforcement accessories. *Manufacturer's Suggested Retail Price.

MODEL 870™ EXPRESS®

Gauge/ Bore	Barrel Length & Choke	Overall Length	Avg. Wt. (lbs.)	Order No./Price*
12	28" Rem™ Choke	48 1/2"	7 1/2	5568 / \$277
	26" Rem™ Choke	46 1/2"	7 1/2	5569 / \$277
	Express® Combo (12-ga.)	48 1/2"/40 1/2"	7 1/2	5571 / \$376
	28" Rem™ Choke Vent Rib, and 20" I.C. Deer Barrel w/rifle sights			
	21" Rem™ Choke Turkey	41 1/2"	7 1/2	5573 / \$291
	20" Fully-Rifled Deer Barrel w/rifle sights	40 1/2"	7 1/2	5575 / \$304
	20" Imp. Cyl. Deer Barrel w/rifle sights	40 1/2"	7 1/2	5565 / \$273
	Express Security 18" Plain Barrel	38 1/2"	7 1/2	5559 / \$273
	Express® Combo (20-ga.)	48 1/2"/40 1/2"	7 1/2	5585 / \$376
20	28" Rem™ Choke Vent Rib, and 20" I.C. Deer Barrel w/rifle sights			
	28" Rem™ Choke	48 1/2"	6 1/2	5583 / \$277
	26" Rem™ Choke	46 1/2"	6 1/2	5582 / \$277
.410	21" Rem™ Choke (Youth Gun)	39"	6	5561 / \$277
	25" Mod.	45 1/2"	6 1/2	5601 / \$292

Nominal stock dimensions: 14" length of pull (youth gun — 13" length of pull), 1" drop at comb, 2-1/2" drop at heel. †Will not accept law enforcement accessories. *Manufacturer's Suggested Retail Price.

MODEL 870™ TC TRAP GUNS

Gauge	Barrel Length & Choke	Overall Length	Avg. Wt. (lbs.)	Order No./Price*
12	30" Rem™ Choke	51"	8	6977 / \$613
	30" Rem™ Choke (Monte Carlo)	51"	8 1/2	6979 / \$628

Nominal stock dimensions (870 Trap-Regular Stock): 14-3/8" length of pull, 1-1/2" drop at comb, 1-7/8" drop at heel. (870 Trap-Monte Carlo Stock): 14-3/8" length of pull, 1-7/16" drop at comb, 1-7/16" drop at heel. *Manufacturer's Suggested Retail Price.

REM™ CHOKE TUBES (AVAILABLE AT REMINGTON DEALERS ONLY)

	10 Ga.	12 Ga.	20 Ga.
Rem™ Choke - TURKEY SUPER FULL (lead shot only)	—	√	—
Rem™ Choke - TURKEY EXTRA FULL (lead shot only)	√	√	—
Rem™ Choke - FULL (12-ga. steel or lead, 20-ga. lead only)	√	√	√
Rem™ Choke - MODIFIED (steel or lead)	√	√	√
Rem™ Choke - IMPROVED CYLINDER (steel or lead)	—	√	√
Rem™ Choke - SPORTING CLAYS SC1 (Skeet) (steel or lead)	—	√	—
Rem™ Choke - SPORTING CLAYS SC2 (Imp. Skeet) (steel or lead)	—	√	—
Rem™ Choke - SPORTING CLAYS SC3 (Imp. Cyl.) (steel or lead)	—	√	—
Rem™ Choke - SPORTING CLAYS SC4 (Mod.) (steel or lead)	—	√	—
Rem™ Choke - SPORTING CLAYS SC5 (Full) (lead shot only)	—	√	—
Rem™ Choke - SKEET (steel or lead)	—	√	√
Rem™ Choke - IMPROVED SKEET (steel or lead)	—	√	√
Rem™ Choke - TRAP FULL 1 (lead shot only)	—	√	—
Rem™ Choke - TRAP EXTRA FULL 1 (lead shot only)	—	√	—
Rem™ Choke - TRAP SUPER FULL 1 (lead shot only)	—	√	—
Rem™ Choke Wrench	√	√	√

†Specially designed for use in Remington overbored trap barrels only. Will not produce satisfactory patterns in standard bore barrels.

MODEL 700™

Calibers	Magazine Capacity	Barrel Length	Overall Length/Avg. Wt. (lbs.)									Twist R-H, 1 turn in	Order No./			
			Mtn Rifle	Mtn Rifle SS	Limited Classic	Camo Synthetic	BDL Stainless Synthetic	ADL & BDL	BDL European	Varmint Special Wood	Varmint Special Synthetic		Mtn Rifle	Mtn Rifle SS	Limited Classic	Camo Synthetic
17 Rem.	5	24"	—	—	—	—	—	45 1/7 1/2	—	—	—	9"	—	—	—	—
220 Swift	5	24"	—	—	—	—	—	—	—	—	45 1/2/8 1/2	14"	—	—	—	—
222 Rem.	5	24"	—	—	44 1/2/7 1/2	—	—	45 1/7 1/2	—	45 1/2/9	—	14"	—	—	★5852 / 5524	—
22-250 Rem.	4	24"	—	—	—	45 1/2/6 1/2	—	45 1/7 1/2	—	45 1/2/9	45 1/2/8 1/2	14"	—	—	—	5782 / 5568
	4	24"	—	—	—	—	—	45 1/7 1/2	—	—	—	14"	—	—	—	—
225 Rem.	5	24"	—	—	—	—	—	45 1/2/6 1/2	45 1/7 1/2	—	45 1/2/9	45 1/2/8 1/2	12"	—	—	—
6mm Rem.	4	22"	—	—	—	—	—	41 1/2/7 1/2	—	45 1/2/9	—	9 1/2"	—	—	—	—
	4	24"	—	—	—	—	—	45 1/2/6 1/2	—	—	—	9 1/2"	—	—	—	—
243 Win.	4	22"	41 1/2/6 1/2	—	—	41 1/2/6 1/2	—	41 1/2/7 1/2	41 1/2/7 1/2	45 1/2/9	—	9 1/2"	5614 / 5524	—	—	5786 / 5568
	4	22"	—	—	—	—	—	41 1/2/7 1/2	—	—	—	9 1/2"	—	—	—	—
	4	24"	—	—	—	—	—	45 1/2/6 1/2	—	—	—	9 1/2"	—	—	—	—
25-06 Rem.	4	24"	—	—	—	—	—	44 1/2/6 1/2	44 1/2/7 1/2	—	—	10"	—	—	—	—
	4	22"	42 1/2/6 1/2	42 1/2/6 1/2	—	—	—	—	—	—	—	10"	5606 / 5524	★9706 / 5532	—	—
257 Roberts	4	22"	41 1/2/6 1/2	—	—	—	—	—	—	—	—	10"	5600 / 5524	—	—	—
270 Win.	4	22"	42 1/2/6 1/2	42 1/2/6 1/2	—	42 1/2/6 1/2	—	42 1/2/7 1/2	42 1/2/7 1/2	—	—	10"	5630 / 5524	★9708 / 5532	—	5790 / 5568
	4	22"	—	—	—	—	—	42 1/2/7 1/2	—	—	—	10"	—	—	—	—
	4	24"	—	—	—	—	44 1/2/6 1/2	—	—	—	—	10"	—	—	—	—
280 Rem.	4	22"	42 1/2/6 1/2	42 1/2/6 1/2	—	42 1/2/6 1/2	—	42 1/2/7 1/2	42 1/2/7 1/2	—	—	9 1/2"	5632 / 5524	★9711 / 5532	—	5804 / 5568
	4	24"	—	—	—	—	—	44 1/2/6 1/2	—	—	—	9 1/2"	—	—	—	—
7mm-08 Rem.	4	22"	41 1/2/6 1/2	—	—	42 1/2/6 1/2	—	41 1/2/7 1/2	41 1/2/7 1/2	45 1/2/9	—	9 1/2"	5616 / 5524	—	—	5800 / 5568
	4	24"	—	—	—	—	—	45 1/2/6 1/2	—	—	—	9 1/2"	—	—	—	—
7mm Mauser (7x57)	4	22"	41 1/2/6 1/2	—	—	—	—	—	—	—	—	9 1/2"	5629 / 5524	—	—	—
7mm Rem. Mag. ²	5	24"	—	—	—	44 1/2/7	44 1/2/7	44 1/2/7 1/2	44 1/2/7 1/2	—	—	9 1/2"	—	—	—	5802 / 5595
	5	24"	—	—	—	—	—	44 1/2/7 1/2	—	—	—	9 1/2"	—	—	—	—
7mm Wby. Mag.	5	24"	—	—	—	—	—	44 1/2/7	—	—	—	9 1/2"	—	—	—	—
30-06	4	22"	42 1/2/6 1/2	42 1/2/6 1/2	—	42 1/2/6 1/2	—	42 1/2/7 1/2	42 1/2/7 1/2	—	—	10"	5634 / 5524	★9712 / 5532	—	5792 / 5568
	4	22"	—	—	—	—	—	42 1/2/7 1/2	—	—	—	10"	—	—	—	—
	4	24"	—	—	—	—	—	44 1/2/6 1/2	—	—	—	10"	—	—	—	—
308 Win.	4	22"	41 1/2/6 1/2	—	—	41 1/2/6 1/2	—	41 1/2/7 1/2	41 1/2/7 1/2	—	—	10"	5618 / 5524	—	—	5794 / 5568
	4	24"	—	—	—	—	—	45 1/2/6 1/2	—	45 1/2/9	45 1/2/8 1/2	12"	—	—	—	—
	4	22"	—	—	—	—	—	41 1/2/7 1/2	—	—	—	10"	—	—	—	—
300 Win. Mag. ²	5	24"	—	—	—	—	—	44 1/2/7	44 1/2/7 1/2	—	—	10"	—	—	—	—
300 Wby. Mag. ²	5	24"	—	—	—	44 1/2/7	44 1/2/7	—	—	—	—	12"	—	—	—	5806 / 5595
35 Whelen ²	4	22"	—	—	—	—	—	42 1/2/7 1/2	—	—	—	16"	—	—	—	—
358 Win. Mag. ²	5	24"	—	—	—	—	—	44 1/2/7	44 1/2/7 1/2	—	—	10"	—	—	—	—
	5	24"	—	—	—	—	—	44 1/2/7 1/2	—	—	—	10"	—	—	—	—
Stock Dimensions:	Length of Pull		15 1/2"	15 1/2"	15 1/2"	15 1/2"	15 1/2"	15 1/2"	15 1/2"	15 1/2"	15 1/2"					
	Drop at Comb (from centerline of bore)		3/8"	3/8"	3/8"	3/8"	3/8"	3/8"	3/8"	3/8"	3/8"					
	Drop at Heel (from centerline of bore)		3/8"	3/8"	3/8"	3/8"	3/8"	3/8"	3/8"	3/8"	3/8"					
Safari Grade (Custom Shop only) Mag. Cap.			Barrel Length		Overall Length		Average Weight (Lbs.)		Twist		Classic Stock		Monte Carlo Stock			
375 H&H Mag. ²			24"		44 1/2"		9		12"		Left Hand Right Hand		Left Hand Right Hand			
416 Rem. Mag. ²			24"		44 1/2"		9		14"		\$1,065 \$1,001		— \$1,001			
458 Win. Mag. ²			24"		44 1/2"		9		14"							
8mm Rem. Mag. ²			24"		44 1/2"		9		10"							

BARBER - R 0002407

Varmint Special equipped with a 24" barrel only. ²Recoil pad included. L.S. = Laminated Stock. L.H. = Left Hand NOTE: Adjustable open sights are on Model 700™ ADL, Camo, BDL, BDL European, Safari, and Seven™ (except Model Seven™ chambered for 17 Remington). The Mountain Rifle, Limited Classic, Stainless Synthetic and Varmint Specials do not have sights. All Model 700™ and Model Seven™ rifles come with sling swivel studs. The BDL, BDL European, Camo Synthetic, ADL, ADL L.S., and Seven™ are furnished with sights. The BDL, Stainless Synthetic, Mountain Rifle, Mountain Rifle Stainless Synthetic, Classic, and Varmint guns have clean barrels. All Remington centerfire rifles are drilled and tapped for scope mounts.

Manufacturer's Suggested Retail Price					
BDL Stainless Synthetic		BDL European		Varmint Special	
	ADL	BDL		Wood	Synthetic
-	-	★5801/5551	-	-	-
-	-	-	-	-	★9698/5652
-	-	5781/5524	-	5821/5557	-
-	-	5785/5524	-	5825/5557	9700/5652
-	-	5749/5548.00	-	-	-
★9799/5585	-	5798/5524	-	5825/5557	9702/5652
-	-	5785/5524	-	5827/5557	-
★9731/5585	-	-	-	-	-
-	5767/5459	5787/5524	★6084/5524	5829/5557	-
-	5957/5485.15	5819/5548.00	-	-	-
★9735/5585	-	-	-	-	-
★9707/5585	-	5789/5524	-	-	-
-	-	-	-	-	-
-	-	-	-	-	-
-	5771/5459	5791/5524	★6088/5524	-	-
-	5959/5485.15	5811/5548.00	-	-	-
★9709/5585	-	-	-	-	-
-	-	5797/5524	★6092/5524	-	-
★9715/5585	-	-	-	-	-
-	-	5799/5524	★6094/5524	5835/5557	-
★9737/5585	-	-	-	-	-
-	-	-	-	-	-
★9692/5612	5777/5465	5805/5551	★6104/5551	-	-
-	5941/5512.15	5815/5575.00	-	-	-
★9690/5612	-	-	-	-	-
-	5773/5459	5795/5524	★6098/5524	-	-
-	5955/5485.15	5813/5548.00	-	-	-
★9717/5585	-	-	-	-	-
-	5775/5459	5795/5524	★6100/5524	-	-
★9739/5585	-	-	-	5835/5557	9704/5652
-	-	5818/5548.00	-	-	-
★9694/5612	-	5807/5551	-	-	-
★9727/5612	-	-	-	-	-
-	-	5796/5551	-	-	-
★9696/5612	-	5805/5551	-	-	-
-	-	5751/5575.00	-	-	-
Stock Reinforced w/ Kevlar® (22" Barrel) Stock Reinforced w/ Kevlar® (22" Stainless Barreled Action)					
Left Hand	Right Hand	Right Hand			
★1.235	★1.155	★1.287			

MODEL 7400™ AND MODEL 7600™										
Calibers	Barrel Length	Overall Length	Twist R-H 1 turn in	Avg. Wt. (lbs.)	Order No./Manufacturers Suggested Retail Price					
					7400™ Satin	7400™ Gloss	7400™ SP	7600™ Satin	7600™ Gloss	7600™ SP
245 Win.	22"	42 ¾"	9 ½"	7 ½	9755/5505.	—	—	4655/5480.	—	—
270 Win.	22"	42 ¾"	10"	7 ½	9757/5505.	9759/5505.	★4704/5505.	4655/5480.	4667/5480.	★4677/5480.
280 Rem.	22"	42 ¾"	9 ½"	7 ½	9761/5505.	—	—	4665/5480.	—	—
50-06 Carbine	18 ½"	39 ¾"	10"	7 ½	9769/5505.	—	—	4661/5480.	—	—
50-06	22"	42 ¾"	10"	7 ½	9765/5505.	9765/5505.	★4705/5505.	4657/5480.	4671/5480.	★4679/5480.
508 Win.	22"	42 ¾"	10"	7 ½	9767/5505.	—	—	4659/5480.	—	—
55 Whelen	22"	42 ¾"	16"	7 ½	★4699/5505.	—	—	4665/5480.	—	—
Nominal stock dimensions: 15-5/8" length of pull, 1-15/16" drop at comb, 2-1/4" drop at heel. Model 7600 also accepts 50-06 and 508 Accelerator® cartridges.										
MODEL XP-100™										
Models	Barrel Length	Overall Length	Stock	Avg. Wt. (lbs.)	Order No./Manufacturers Suggested Retail Price					
225 Rem.	14 ½"	21 ½"	Laminated	4 ¾	★5584/5532.					
7mm BR Rem.	14 ½"	21 ½"	Laminated	4 ¾	★5586/5532.					
	10 ½"	17 ½"	Walnut	5 ¾	★5469/5615.					
7mm-08 Rem.	14 ½"	21 ½"	Laminated	4 ¾	★5588/5532.					
55 Rem.	14 ½"	21 ½"	Laminated	4 ¾	★5590/5532.					
NOTE: For full specifications of the Model XP-100™ Custom and Model XP-100R™ Repeater see your dealer for a copy of our Custom Gun Shop brochure. A brochure can also be obtained by writing to: Custom Gun Shop, B-6220, Remington Arms Company, Wilmington, DE 19898.										
MODEL SEVEN™										
Calibers	Clip Mag. Capacity	Barrel Length	Overall Length	Twist R-H 1 turn in	Avg. Wt. (lbs.)	Order No./Manufacturers Suggested Retail Price				
17 Rem.	5	18 ½"	37 ¾"	9"	6	★4792/5551.				
225 Rem.	5	18 ½"	37 ¾"	12"	6 ½	4720/5524.				
245 Win.	4	18 ½"	37 ¾"	9 ¾"	6 ½	4782/5524.				
	4	18 ½"	36 ¾" (Youth)	9 ¾"	6	★4774/5425. (youth)				
6mm Rem.	4	18 ½"	37 ¾"	9 ¾"	6 ½	4784/5524.				
	4	18 ½"	36 ¾" (Youth)	9 ¾"	6	★4776/5425. (youth)				
7mm-08 Rem.	4	18 ½"	37 ¾"	9 ¾"	6 ½	4786/5524.				
	4	18 ½"	36 ¾" (Youth)	9 ¾"	6	★4778/5425. (youth)				
508 Win.	4	18 ½"	37 ¾"	10"	6 ½	4788/5524.				
Nominal stock dimensions: 15-5/16" length of pull, 9/16" drop at comb, 5/16" drop at heel. Youth gun has 12-5/16" length of pull. NOTE: New Model Seven Mannlicher and Model Seven KS versions are available from the Remington Custom Shop through your local dealer. A brochure can also be obtained by writing to: Custom Gun Shop, B-6220, Remington Arms Company, Wilmington, DE 19898. NOTE: 17 Rem is provided without sights.										
RIMFIRE RIFLES										
Model	Action	Barrel Length	Overall Length	Avg. Wt. (lbs.)	Mag. Cap.	Order No./Manufacturers Suggested Retail Price				
522™ Viper™	Semi-Auto	20"	40"	4 ½	10-Shot Clip	★9792/5159.				
541-T™	Bolt	24"	42 ½"	5 ½	5-Shot Clip°	9824/5571.				
541-T™ IIB	Bolt	24"	42 ½"	6 ½	5-Shot Clip°	★9822/5597.				
581-S™	Bolt	24"	42 ½"	5 ½	5-Shot Clip°	9848/5204.				
552™ BDL Deluxe Speedmaster®	Semi-Auto	21"	40"	5 ½	15 Long Rifle	5594/5256.				
572™ BDL Deluxe Fieldmaster®	Pump	21"	40"	5 ½	15 Long Rifle	5624/5269.				

MODEL 870™ EXTRA BARRELS - 3" CHAMBERS

Model 870™ extra barrels with 3" chambers used on Magnum receivers will handle both 2½" and 3" shells. Use only 2½" shells when these barrels are used on non-magnum receivers.

Length & Choke	Order No./Price ²	
	12-ga.	20-ga.*
Field Grade, Vent Rib, Wingmaster®		
30" Rem ¹ Choke, Light Contour	6215 / \$201.	—
30" Rem ¹ Choke	4576 / \$184.	—
28" Rem ¹ Choke, Light Contour	6217 / \$201.	—
28" Rem ¹ Choke	4580 / \$184.	4606 / \$184.
26" Rem ¹ Choke, Light Contour	6219 / \$201.	—
26" Rem ¹ Choke	4582 / \$184.	4608 / \$184.
L-11, Field Grade, Vent Rib, Wingmaster®		
28" Rem ¹ Choke, Light Contour	6221 / \$221.	—
26" Rem ¹ Choke, Light Contour	6241 / \$221.	—
Deer Barrels, Cantilever Scope Mount with Rings ³		
20" Rem ¹ Choke	6251 / \$196.	—
20" Fully Rifled	4566 / \$228.	—
Deer Barrel, Rifle Sights		
20" Rem ¹ Choke	4545 / \$145.	—
20" Rem ¹ Choke (L-11)	4547 / \$165.	—
20" Fully Rifled	4558 / \$181.	—
20" Imp. Cyl.	—	4578 / \$112.
SP Deer Barrel, Cantilever Scope Mount with Rings ³		
20" Fully Rifled	6253 / \$228.	—
SP Deer, Rifle Sights		
20" Rem ¹ Choke	4549 / \$145.	—
20" Fully Rifled	6259 / \$181.	—
Express® Deer, Rifle Sights	4622 / \$107.	—
SP, Vent Rib		
30" Rem ¹ Choke	4590 / \$177.	—
28" Rem ¹ Choke	6225 / \$177.★	—
26" Rem ¹ Choke	4592 / \$177.	—
Special Field ¹ Vent Rib		
21" Rem ¹ Choke	4594 / \$181.	4610 / \$181.

D&F Grades (engraved): Special Order

*20-gauge 870™ Lightweight barrels will not fit 20-gauge standard 870™ guns.

**Special Field barrels will not fit regular Model 870™ guns.

MODEL SP-10™ EXTRA BARRELS - 3½" CHAMBERS

Length & Choke	Order No./Price ²	
	10-ga.	
SP Magnum, Vent Rib		
30" Rem ¹ Choke	7594 / \$252.★	
26" Rem ¹ Choke	7598 / \$252.★	
SP Deer Barrel/Rifle Sights		
22" Rem ¹ Choke	7592 / \$212.★	

PLEASE NOTE THE FOLLOWING AMMUNITION RECOMMENDATIONS FOR USE WITH THE MODEL 1100™ STEEL SHOT BARREL.

When used with Model 1100™ Magnum shotguns:

- Use 2½" magnum or 3" magnum steel shotshells.

- Use 2½" magnum or 3" magnum lead shotshells.

When used with Model 1100™ non-magnum shotguns:

- Use 2½" magnum or 3" magnum steel shotshells.

- Use 2½" magnum lead shotshells. **Do not** use 3" magnum lead shotshells in non-magnum Model 1100™ shotguns, as this will cause extra wear and decrease the life of the gun.

¹ These barrels are not equipped with a pressure compensating gas system.

² Manufacturers suggested retail price.

³ Scope not included.

MODEL 11-87™ PREMIER® EXTRA BARRELS - 3" CHAMBERS

Extra Barrels - 3" Chambers.

Length & Choke	Order No./Price ²	
	12-ga.	20-ga.*
Deer Barrel, Cantilever Scope Mount with Rings ³		
21" Rem ¹ Choke	4640 / \$201.	—
21" Fully Rifled	9608 / \$253.	—
Deer Barrel/Rifle Sights		
21" Fully Rifled	9606 / \$187.	—
21" Rem ¹ Choke	9625 / \$151.	—
21" Rem ¹ Choke (L-11)	9625 / \$169.	—
SP Deer Barrel, Cantilever Scope Mount with Rings ³		
21" Fully Rifled	4619 / \$233.	—
SP Deer Barrel/Rifle Sights		
21" Rem ¹ Choke	9627 / \$151.	—
21" Fully Rifled	9609 / \$187.	—
SP Magnum, Vent Rib		
30" Rem ¹ Choke	4638 / \$187.	—
28" Rem ¹ Choke	9611 / \$187.★	—
26" Rem ¹ Choke	4640 / \$187.	—
Premier®, Vent Rib		
30" Rem ¹ Choke, Light Contour	9600 / \$204.	—
30" Rem ¹ Choke	4642 / \$187.	—
28" Rem ¹ Choke, Light Contour	9602 / \$204.	—
28" Rem ¹ Choke	4644 / \$187.	—
26" Rem ¹ Choke, Light Contour	9604 / \$204.	—
26" Rem ¹ Choke	4646 / \$187.	—
L-11 Premier®, Vent Rib (Bradley-type front sight & middle bead)		
28" Rem ¹ Choke, Light Contour	9607 / \$224.	—
26" Rem ¹ Choke, Light Contour	9629 / \$224.	—
Premier® Sporting Clays Barrel (27" chamber only)		
30" Rem ¹ Choke Sporting Clays	9524 / \$252.★	—
28" Rem ¹ Choke Sporting Clays	9526 / \$252.★	—
26" Rem ¹ Choke Sporting Clays	9528 / \$252.★	—
Premier® Skeet Barrel (27" chamber only)		
26" Skeet	9621 / \$187.	—
26" Rem ¹ Choke	4624 / \$197.	—
Premier® Trap Barrel (27" chamber only)		
30" Trap Full	9615 / \$196.	—
30" Rem ¹ Choke	4626 / \$205.	—
28" Trap Full	9619 / \$196.	—
28" Rem ¹ Choke	4628 / \$205.	—

MODEL 870™ EXTRA BARRELS 2½" CHAMBERS

Model 870™ extra barrels with 2½" chambers will fit both Magnum and 2½" receivers. Use only 2½" shells in these barrels.

Length & Choke	Order No./Price ²			
	12-ga.	20-ga. Lvt.	28-ga.	.410 bore ²
Field Grade				
25" Full	—	—	6288 / \$149.	6250 / \$149.
25" Mod.	—	—	6290 / \$149.	6264 / \$149.
25" Imp. Cyl.	—	—	6292 / \$149.	6266 / \$149.
Trap				
30" Rem ¹ Choke	4614 / \$199.	—	—	—
30" Trap Full	6192 / \$188.	—	—	—
30" Full (L-11)	6206 / \$217.	—	—	—
28" Rem ¹ Choke	4616 / \$199.	—	—	—
28" Trap Full	6198 / \$188.	—	—	—
Skeet				
26" Rem ¹ Choke	4612 / \$189.	6350 / \$189.	—	—
25" Skeet	—	—	6294 / \$164.	6268 / \$164.

D & F Grades (engraved): Special Order in all gauges.


Rem¹ Choke target barrels have Trap Full, Extra Full and Super Full, or Skeet and Improved Skeet, plus wrench. .410-bore Field barrels have 3" chambers and will handle both 2½" and 3" shells. .410-bore Skeet barrels have 2½" chambers and will only handle 2½" shells.

MODEL 1100™ EXTRA BARRELS - 2½" CHAMBERS

Length & Choke	Order No./Price ²			
	12-ga.	20-ga. L-11	28-ga.	.410 bore ²
Field Grade, Cantilever Scope Mount with Rings ³				
21" Rem ¹ Choke	9564 / \$199.	—	—	—
21" Fully Rifled	6594 / \$251.	—	—	—
Field Grade, Deer, Rifle Sights				
21" Fully Rifled	9570 / \$184.	—	—	—
21" Rem ¹ Choke	9565 / \$148.	—	—	—
21" Rem ¹ Choke L-11	9567 / \$165.	—	—	—
21" Imp. Cyl.	—	4438 / \$133.	—	—
SP Deer, Rifle Sights				
21" Rem ¹ Choke	9571 / \$148.	—	—	—
Special Field, Vent Rib				
21" Rem ¹ Choke	4430 / \$186.	4433 / \$187.	—	—
Steel Shot Barrel, 12 gauge				
30" Rem ¹ Choke	9505 / \$192.	—	—	—
26" Rem ¹ Choke	9509 / \$192.	—	—	—
Field Grade, Vent Rib				
30" Rem ¹ Choke	4488 / \$186.	—	—	—
28" Rem ¹ Choke	4464 / \$186.	4484 / \$187.	—	—
26" Rem ¹ Choke	4466 / \$186.	4486 / \$187.	—	—
30" Rem ¹ Choke (L-11)	4496 / \$207.	—	—	—
28" Rem ¹ Choke (L-11)	4476 / \$207.	—	—	—
26" Rem ¹ Choke (L-11)	4478 / \$207.	—	—	—
25" Full	—	—	6586 / \$167.	9580 / \$167.
25" Mod.	—	—	6588 / \$167.	9582 / \$167.
25" Imp. Cyl.	—	—	6590 / \$167.	9584 / \$167.
Trap, Vent Rib				
30" Rem ¹ Choke	4492 / \$205.	—	—	—
28" Rem ¹ Choke	4494 / \$205.	—	—	—
Skeet, Vent Rib				
26" Rem ¹ Choke	4490 / \$197.	4436 / \$197.	—	—
25" Skeet	—	—	6592 / \$180.	9586 / \$180.
Left-Hand, Vent Rib, Trap & Skeet				
30" Rem ¹ Choke (L-11)	4498 / \$216.	—	—	—
26" Skeet (L-11)	5688 / \$207.	—	—	—


D & F Grades (engraved): Special Order

NOTE: L-11, 20-gauge Lightweight barrels (4400 Series) will not fit pre-1977 20-gauge Lightweight or standard 20-gauge Model 1100 shotguns. (Refer to parts list for pre-1977 barrels.) .410-bore Field barrels have 3" chambers and will handle 3" shells only. .410-bore Skeet barrels have 2½" chambers and will only handle 2½" shells.



Golden Saber Specifications

CALIBER	Order No.
(1) 22 REM. FIREBALL	R221F
(2) 25 (6.35MM) AUTO. PISTOL	R25AP 1/2
(3) 6MM BR. REM.	R6MMBR 7/8
(4) 7MM BR. REM.	R7MMBR 7/8
(5) 32 S. & W.	R32SW 1/2
(6) 32 S. & W. LONG	R32SWL 1/2
(7) 32 (7.62MM) AUTO. PISTOL	R32AP 1/2
(8) 357 MAG.	R357M7 5/8
Vented Barrel Ballistics	R357M1 5/8
	CS357MA★ 5/8
(Refer to page 90 for test details)	R357M2 5/8
	R357M3 5/8
	R357M5 5/8
	R357M6 5/8
	R357M7 5/8
	R357M8 5/8
	R357M9★ 1/2
	CS9MMC★ 1/2
(9) 357 REM. MAXIMUM	R357MX 1/2
(10) 9MM LUGER	R9MM1 1/2
AUTO. PISTOL	R9MM2 1/2
	R9MM3 1/2
	R9MM5 1/2
	R9MM6 1/2
	R9MM7 1/2
	R9MM8 1/2
	R9MM9★ 1/2
	CS9MMC★ 1/2
(11) 380 AUTO. PISTOL	R380AP 1/2
	R380A1 1/2
(12) 38 SUPER AUTO. COLT PISTOL (1)	R38SU1 1/2
(13) 38 S. & W.	R38SW 1/2
(14) 38 SPECIAL	R38S1 1/2
Vented Barrel Ballistics	R38S10 1/2
	R38S16 1/2
	R38S2 1/2
	CS38SB★ 1/2
	R38S3 1/2
	R38S4 1/2



Wt. Grs.	BULLET Style	VELOCITY (FPS)			ENERGY (FT.-LB.)			MID-RANGE TRAJECTORY			
		Muzzle	50 Yds.	100 Yds.	Muzzle	50 Yds.	100 Yds.	50 Yds.	100 Yds.	150 Yds.	B.L.
50°	Pointed Soft Point	2650	2380	2130	780	630	505	0.2"	0.8"	10.5"	
50°	Metal Case	760	707	659	64	56	48	2.0"	8.7"	2"	
100°	Pointed Soft Point	Refer to page 30 for ballistics.									
140°	Pointed Soft Point	Refer to page 30 for ballistics.									
88°	Lead	680	645	610	90	81	73	2.5"	0.5"	5"	
98°	Lead	705	670	635	115	98	88	2.3"	10.5"	4"	
71°	Metal Case	905	855	810	129	115	97	1.4"	5.8"	4"	
110	Semi-Jacketed H.P.	1295	1094	975	410	292	252	0.8"	3.5"	4"	
125	Semi-Jacketed H.P.	1450	1240	1090	585	427	330	0.6"	2.8"	4"	
125	Brass-Jacketed Hollow Point	1220	1077	984	415	322	269	0.8"	3.7"	4"	
158	Semi-Jacketed H.P.	1255	1104	1015	555	428	361	0.8"	3.5"	4"	
158	Soft Point	1235	1104	1015	535	428	361	0.8"	3.6"	4"	
158	Semi-Wadcutter	1235	1104	1015	535	428	361	0.8"	3.5"	4"	
140	Semi-Jacketed H.P.	1360	1195	1076	575	444	360	0.7"	3.0"	4"	
180	Semi-Jacketed H.P.	1145	1055	985	524	445	388	0.9"	5.9"	8"	
125°	Semi-Jacketed H.P. (Med. Vel.)	1220	1077	984	415	322	269	0.8"	3.7"	4"	
140	"Multi-Ball"	1165	829	663	418	214	156	1.2"	6.4"	4"	
158°	Semi-Jacketed H.P.	1825	1588	1381	1168	885	669	0.4"	1.7"	10"	
115	Jacketed H.P.	1155	1047	971	341	280	241	0.9"	3.9"	4"	
124	Metal Case	1110	1030	971	339	292	259	1.0"	4.1"	4"	
115°	Metal Case	1135	1041	973	329	277	242	0.9"	4.0"	4"	
88	Jacketed H.P.	1500	1191	1012	440	277	200	0.6"	3.1"	4"	
115	Jacketed H.P. (+P)‡	1250	1113	1019	399	316	265	0.8"	3.5"	4"	
140°	Semi-Jacketed H.P. (Practice)	955	889	849	272	246	224	1.3"	5.5"	4"	
147	Jacketed H.P. (Subsonic)	990	941	900	320	289	264	1.1"	4.9"	4"	
147	Metal Case (Match)	990	920	868	191	165	146	1.2"	5.1"	4"	
147	Brass-Jacketed Hollow Point	990	942	900	320	289	265	1.3"	6.0"	4"	
95°	Metal Case	955	865	785	190	160	130	1.4"	5.9"	4"	
88	Jacketed H.P.	990	920	868	191	165	146	1.2"	5.1"	4"	
115	Jacketed H.P. (+P)‡	1300	1147	1041	451	336	277	0.7"	3.3"	5"	
145°	Lead	685	650	620	150	135	125	2.4"	10.0"	4"	
95	Semi-Jacketed H.P. (+P)‡	1175	1044	959	291	230	194	0.9"	3.9"	4"	
110	Semi-Jacketed H.P. (+P)‡	995	926	871	242	210	185	1.2"	5.1"	4"	
110	Semi-Jacketed H.P. (+P)‡	950	890	840	220	194	172	1.4"	5.4"	4"	
125°	Semi-Jacketed H.P. (+P)‡	945	898	858	248	224	204	1.3"	5.4"	4"	
125	Brass-Jacketed Hollow Point	975	924	881	264	237	215	1.4"	5.2"	4"	
148	Targetmaster Lead W.C. Match	710	654	566	166	132	105	2.4"	10.8"	4"	
158	Targetmaster Lead	755	723	692	200	183	168	2.0"	8.3"	4"	

CALIBER	Order No.	Primer No.	Wt. Grs.	BULLET Style	VELOCITY (FPS)			ENERGY (FT.-LB.)			MID-RANGE TRAJECTORY		
					Muzzle	50 Yds.	100 Yds.	Muzzle	50 Yds.	100 Yds.	50 Yds.	100 Yds.	B.L.
(14) 58 SPECIAL (continued)	R58S5	1 1/2	158	Lead (Round Nose)	755	725	692	200	185	168	2.0"	8.3"	4"
	R58S14	1 1/2	158	Semi-Wadcutter (+P)‡	890	855	823	278	257	238	1.4"	6.0"	4"
	R58S6	1 1/2	158	Semi-Wadcutter	755	725	692	200	185	168	2.0"	8.3"	4"
	R58S12	1 1/2	158	Lead H.P. (+P)‡	890	855	825	278	257	238	1.4"	6.0"	4"
	R58SMB	1 1/2	140°	"Multi-Ball"	830	731	506	216	130	80	2.0"	10.6"	4"
(15) 38 SHORT COLT	R38SC	1 1/2	125°	Lead	730	685	645	150	130	115	2.2"	9.4"	6"
(16) 40 S. & W.	R40SW1	5/8	155°	Jacketed H.P.	1140	1026	948	447	362	309	0.9"	4.1"	4"
	R40SW2	5/8	180	Jacketed H.P.	985	936	893	388	350	319	1.4"	5.0"	4"
	GS40SWB★	5/8	180	Brass-Jacketed Hollow Point	1015	960	914	412	368	334	1.3"	4.5"	4"
(17) 10MM AUTO	R10MM2	2 1/2	200	Metal Case	1160	1072	1007	597	510	450	0.9"	3.8"	5"
	R10MM3	2 1/2	180°	Jacketed H.P. (Subsonic)	1055	997	951	445	397	361	1.0"	4.6"	5"
	R10MM4	2 1/2	180	Jacketed H.P. (High Vel.)	1240	1124	1037	618	504	430	0.8"	3.4"	5"
(18) 41 REM. MAG.	R41MG1	2 1/2	210	Soft Point	1300	1162	1062	788	630	526	0.7"	3.2"	4"
Vented Barrel Ballistics	R41MG2	2 1/2	210	Lead	965	898	842	454	376	331	1.3"	5.4"	4"
	R41MG3	2 1/2	170°	Semi-Jacketed H.P.	1420	1166	1014	761	513	388	0.7"	3.2"	4"
(19) 44 REM. MAG.	R44MG5	2 1/2	180	Semi-Jacketed H.P.	1610	1366	1175	1036	745	651	0.5"	2.3"	4"
Vented Barrel Ballistics	R44MG1	2 1/2	240	Lead-Gas Check	1350	1186	1069	971	749	608	0.7"	3.1"	4"
	R44MG2	2 1/2	240°	Soft Point	1180	1081	1010	741	623	543	0.9"	3.7"	4"
	R44MG3	2 1/2	240	Semi-Jacketed H.P.	1180	1081	1010	741	623	543	0.9"	3.7"	4"
	R44MG4	2 1/2	240	Lead (Med. Vel.)	1000	947	902	533	477	433	1.1"	4.8"	6"
	R44MG6	2 1/2	210	Semi-Jacketed H.P.	1495	1312	1167	1042	803	634	0.6"	2.5"	6"
(20) 44 S. & W. SPECIAL	R44SW	2 1/2	246	Lead	755	725	695	310	285	265	2.0"	8.3"	6"
	R44SW1	2 1/2	200°	Semi-Wadcutter	1035	938	866	476	391	333	1.1"	4.9"	6"
(21) 45 COLT	R46C	2 1/2	250	Lead	860	820	780	410	375	340	1.6"	6.6"	5"
	R46C1	2 1/2	225	Semi-Wadcutter (Keith)	960	890	832	460	395	345	1.3"	5.5"	5"
(22) 45 AUTO.	R45AP1	2 1/2	185	Targetmaster Lead W.C. Match	770	707	650	244	205	174	2.0"	8.7"	5"
	R45AP2	2 1/2	185°	Jacketed H.P.	1000	959	889	411	362	324	1.1"	4.9"	5"
	R45AP4	2 1/2	230	Metal Case	835	803	767	356	326	300	1.6"	6.8"	5"
	R45AP5	2 1/2	Shot*	Shot	Number 12 shot.								
	R45AP6	2 1/2	185	Jacketed H.P. (+P)‡	1140	1040	971	534	445	387	0.9"	4.0"	5"
	GS45APB★	2 1/2	230	Brass-Jacketed Hollow Point	875	836	801	391	357	327	1.4"	6.6"	5"
BLANK CARTRIDGES													
38 S. & W.	R38SWBL§	1 1/2	-	Blank	-	-	-	-	-	-	-	-	-
32 S. & W.	R32BLNK	5/8	-	Blank	-	-	-	-	-	-	-	-	-
38 SPECIAL	R38BLNK	1 1/2	-	Blank	-	-	-	-	-	-	-	-	-

*Illustrated (not shown in actual size). **Will not chamber in 357 Mag. or 38 Special handguns. ‡Ammunition with (+P) on the case headstamp is loaded to higher pressure. Use only in firearms designated for this cartridge and so recommended by the gun manufacturer. §Subject to stock on hand. (A)Adapted only for 38 Colt sporting, military and pocket model automatic pistols. These pistols were discontinued after 1928. (B)Adapted only for 38 Colt Super and Colt Commander automatic pistols. Not for use in sporting, military and pocket models.

These tables were calculated by computer. A standard scientific technique was used to predict trajectories from the best available data for each round. Trajectories shown typify the ammunition's performance at sea level, but note that they may vary due to atmospheric conditions, equipment, and the ammunition itself.

All velocity and energy figures in these charts have been derived by using test barrels of indicated lengths.

Ballistics shown are for 24" barrels, except those for 30 carbine, .350 Remington magnum and .44 Remington magnum, which are for 20" barrels, and the 6mm BR Remington and 7mm BR Remington which have a 15" barrel. These barrel lengths were chosen as representative, as it's impractical to show performance figures for all barrel lengths.

The muzzle velocities, muzzle energies and trajectory data in these tables represent the approximate performance expected of each specified loading. Differences in barrel lengths, internal firearm dimensions, temperature and test procedure can produce actual velocities that vary from those given here.

CENTERFIRE RIFLE VELOCITY VS. BARREL LENGTH

Muzzle Velocity Range (fps)	Approx. Change in Muzzle Velocity per 1" Change in Barrel Length
2000-2500	10
2500-3000	20
3000-3500	30
3500-4000	40

1. Determine how much shorter, or longer, your barrel is than the test barrel.
2. In the left column of the above table, select the muzzle-velocity class of your cartridge.
3. To the right of that class, read the approximate change in velocity per inch of barrel length.
4. Multiply this number by the difference in the length of your barrel from that of the test barrel.
5. If your barrel is shorter than the test barrel, subtract this figure from the muzzle velocity shown for your cartridge.
6. If your barrel is longer, add this figure to the muzzle velocity shown.

The trajectory figures shown in these ballistic tables are the rise or drop, in inches, of the bullet from a direct line of sight at selected yardages. Sighting-in distances have been set at 100 to 250 yards. (See the drawing below.) The line of sight used is 0.9" above the axis of the bore. This height is common to iron sights and low-mounted scopes.

The trajectory tables can also be used for rifles with high-mounted scopes, that is, 1 1/2" above the axis of the bore. The difference in drops at even the extreme 500-yard range is not significant enough to negate the figures shown.

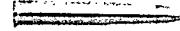
Since the rise or drop figures shown at the stated yardages are points of impact, you must hold low for positive figures, high for negative figures.

Many shooters who use the same cartridge often find it helpful to commit the rise and drop figures for that cartridge to memory, or tape them to their rifle stock. That way, they know instantly the right "hold" as soon as they estimate the target's range.

17 REM.



22 HORNET



220 SWIFT



222 REM.



222 REM. MAG.




223 REM.




22-250 REM.



243 WIN.




6mm REM.



6mm BR REM.




25-20 WIN.



250 SAV.



257 ROBERTS



25-06 REM.



264 WIN. MAG.




270 WIN.



7mm BR REM.



7mm MAUSER (7X57)



7mm-08 REM.




280 REM.†




7mm REM. MAG.



7mm WBY. MAG.



30 CARBINE



30 REM.



30-30 WIN. ACCELERATOR



30-30 WIN.



300 SAVAGE



Extended Range

CALIBER	REMINGTON Order No.	Wt.-Grs.	BULLET Style
17 REM.	R17REM	25	Hollow Point Power-Lok [®]
22 HORNET	R22HN1	45	Pointed Soft Point
	R22HN2	45	Hollow Point
220 SWIFT	R220S1	50	Pointed Soft Point
222 REM.	R222R1	50	Pointed Soft Point
	R222R3	60	Hollow Point Power-Lok [®]
222 REM. MAG.	R222M1	55	Pointed Soft Point
223 REM.	R223R1	55	Pointed Soft Point
	R223R2	55	Hollow Point Power-Lok [®]
	R223R3	55	Metal Case
	R223R4	60	Hollow Point Match
22-250 REM.	R22501	55	Pointed Soft Point
	R22502	55	Hollow Point Power-Lok [®]
243 WIN.	R243W1	80	Pointed Soft Point
	R243W2	80	Hollow Point Power-Lok [®]
	R243W3	100	Pointed Soft Point Core-Lok [®]
6MM REM.	ER243WA	105	Extended Range
	R6MM1	80	Pointed Soft Point
	R6MM4	100	Pointed Soft Point Core-Lok [®]
	ER6MMRA	105	Extended Range
6MM BR REM.	R6MMBR	100	Pointed Soft Point
25-20 WIN.	R25202	86	Soft Point
250 SAV.	R250SV	100	Pointed Soft Point
257 ROBERTS	R257	117	Soft Point Core-Lok [®]
	ER257A	122	Extended Range
25-06 REM.	R25062	100	Pointed Soft Point Core-Lok [®]
	R25063	120	Pointed Soft Point Core-Lok [®]
	ER2506A	122	Extended Range
264 WIN. MAG.	R264W2	140	Pointed Soft Point Core-Lok [®]
270 WIN.	R270W1	100	Pointed Soft Point
	R270W2	130	Pointed Soft Point Core-Lok [®]
	R270W3	130	Bronze Point
	R270W4	150	Soft Point Core-Lok [®]
	ER270WB*	135	Extended Range
	ER270WA	140	Extended Range Boat Tail
7MM BR REM.	R7MMBR	140	Pointed Soft Point
7MM MAUSER (7X57)	R7MSR1	140	Pointed Soft Point
7MM-08 REM.	R7M081	140	Pointed Soft Point
	R7M083	120	Hollow Point
	ER7M08A	154	Extended Range
280 REM.	R280R3	140	Pointed Soft Point
	R280R1	150	Pointed Soft Point Core-Lok [®]
	R280R2	165	Soft Point Core-Lok [®]
	R280R4	120	Hollow Point
	ER280RA	165	Extended Range
7MM REM. MAG.	R7MA12	150	Pointed Soft Point Core-Lok [®]
	R7MA13	175	Pointed Soft Point Core-Lok [®]
	R7MA14	140	Pointed Soft Point
	ER7MMA	165	Extended Range
7MM WBY. MAG.	R7MWB1	140	Pointed Soft Point
	R7MWB2	175	Pointed Soft Point Core-Lok [®]
	ER7MWB4	165	Extended Range
30 CARBINE	R30CAR	110	Soft Point
30 REM.	R30REM	170	Soft Point Core-Lok [®]
30-30 WIN. ACCELERATOR	R3030A	55	Soft Point
30-30 WIN.	R30301	150	Soft Point Core-Lok [®]
	R30302	170	Soft Point Core-Lok [®]
	R30303	170	Hollow Point Core-Lok [®]
	ER3030A*	160	Extended Range
300 SAVAGE	R30SV3	180	Soft Point Core-Lok [®]
	R30SV2	150	Pointed Soft Point Core-Lok [®]

Primer No.	Muzzle	VELOCITY - Feet Per Second					Muzzle	ENERGY - Foot-Pounds					SHORT RANGE TRAJECTORY ^a					LONG RANGE TRAJECTORY ^a					Barrel Length			
		100 Yds.	200 Yds.	300 Yds.	400 Yds.	500 Yds.		100 Yds.	200 Yds.	300 Yds.	400 Yds.	500 Yds.	50 Yds.	100 Yds.	150 Yds.	200 Yds.	250 Yds.	300 Yds.	100 Yds.	150 Yds.	200 Yds.	250 Yds.		300 Yds.	400 Yds.	500 Yds.
71/2	4040	3284	2644	2086	1606	1235	906	599	388	242	145	85	0.1	0.5	0.0	-1.5	-4.2	-8.5	2.1	2.5	1.9	0.0	-3.4	-17.0	-44.3	24"
61/2	2690	2042	1502	1128	948	840	723	417	225	127	90	70	0.3	0.0	-2.4	-7.7	-16.9	-31.3	1.6	0.0	-4.5	-12.8	-26.4	-75.6	-163.4	24"
61/2	2690	2042	1502	1128	948	840	723	417	225	127	90	70	0.3	0.0	-2.4	-7.7	-16.9	-31.3	1.6	0.0	-4.5	-12.8	-26.4	-75.6	-163.4	24"
91/2	3780	3158	2617	2135	1710	1357	1586	1107	760	506	325	204	0.2	0.5	0.0	-1.6	-4.4	-8.8	1.3	1.2	0.0	-2.5	-6.5	-20.7	-47.0	24"
71/2	3140	2602	2123	1700	1350	1107	1094	752	500	321	202	136	0.5	0.9	0.0	-2.5	-6.9	-13.7	2.2	1.9	0.0	-3.8	-10.0	-32.3	-73.8	24"
71/2	3140	2635	2182	1777	1432	1172	1094	771	529	351	228	152	0.5	0.9	0.0	-2.4	-6.6	-13.1	2.1	1.8	0.0	-3.6	-9.5	-30.2	-68.1	24"
71/2	3240	2748	2305	1906	1556	1272	1282	922	649	444	296	198	0.4	0.8	0.0	-2.2	-6.0	-11.8	1.9	1.6	0.0	-3.3	-8.5	-26.7	-59.6	24"
71/2	3240	2747	2304	1905	1554	1270	1282	921	648	443	295	197	0.4	0.8	0.0	-2.2	-6.0	-11.8	1.9	1.6	0.0	-3.3	-8.5	-26.7	-59.6	24"
71/2	3240	2773	2352	1969	1627	1341	1282	939	675	473	323	220	0.4	0.8	0.0	-2.1	-5.8	-11.4	1.8	1.6	0.0	-3.2	-8.2	-25.5	-56.0	24"
71/2	3240	2759	2326	1933	1587	1301	1282	929	660	466	307	207	0.4	0.8	0.0	-2.1	-5.9	-11.6	1.9	1.6	0.0	-3.2	-8.4	-26.2	-57.9	24"
71/2	3100	2712	2355	2026	1726	1463	1280	979	739	547	397	285	0.6	0.8	0.0	-2.2	-6.0	-11.6	1.9	1.6	0.0	-3.2	-8.3	-25.1	-53.6	24"
91/2	3680	3137	2656	2222	1832	1493	1654	1201	861	603	410	272	0.2	0.5	0.0	-1.6	-4.4	-8.7	2.3	2.6	1.9	0.0	-3.4	-15.9	-38.9	24"
91/2	3680	3209	2785	2400	2046	1725	1654	1257	947	703	511	363	0.2	0.5	0.0	-1.5	-4.1	-8.0	2.1	2.5	1.8	0.0	-3.1	-14.1	-33.4	24"
91/2	3350	2956	2593	2259	1951	1670	1993	1551	1194	906	676	495	0.3	0.7	0.0	-1.8	-4.9	-9.4	2.6	2.9	2.1	0.0	-3.6	-16.2	-37.9	24"
91/2	3350	2956	2593	2259	1951	1670	1993	1551	1194	906	676	495	0.3	0.7	0.0	-1.8	-4.9	-9.4	2.6	2.9	2.1	0.0	-3.6	-16.2	-37.9	24"
91/2	2960	2697	2449	2215	1993	1786	1945	1615	1332	1089	882	708	0.6	0.9	0.0	-2.2	-5.6	-11.0	1.9	1.6	0.0	-3.1	-7.8	-22.6	-46.3	24"
91/2	2920	2689	2470	2261	2062	1874	1988	1686	1422	1192	992	819	0.5	0.9	0.0	-2.2	-5.8	-11.0	2.0	1.6	0.0	-3.1	-7.7	-22.2	-44.8	24"
91/2	3470	3064	2694	2352	2036	1747	2139	1667	1289	982	736	542	0.3	0.6	0.0	-1.6	-4.5	-8.7	2.4	2.7	1.9	0.0	-3.3	-14.9	-35.0	24"
91/2	3100	2829	2573	2332	2104	1889	2133	1777	1470	1207	983	792	0.4	0.8	0.0	-1.9	-5.2	-9.9	1.7	1.5	0.0	-2.8	-7.0	-20.4	-41.7	24"
91/2	3060	2822	2596	2381	2177	1982	2183	1856	1571	1322	1105	916	0.4	0.8	0.0	-2.0	-5.2	-9.8	1.7	1.5	0.0	-2.7	-6.9	-20.0	-40.4	24"
71/2	2550	2310	2083	1870	1671	1491	1444	1185	963	776	620	494	0.3	0.0	-1.9	-5.6	-11.4	-19.3	2.8	2.3	0.0	-4.3	-10.9	-31.7	-65.1	16"
61/2	1460	1194	1030	931	868	797	407	272	203	166	141	121	0.0	-4.1	-14.4	-31.8	-57.3	-92.0	0.0	-8.2	-23.5	-47.0	-79.6	-175.9	-319.4	24"
91/2	2820	2504	2210	1936	1684	1461	1765	1392	1084	832	630	474	0.2	0.0	-1.6	-4.7	-9.6	-16.5	2.3	2.0	0.0	-3.7	-9.5	-28.3	-69.5	24"
91/2	2650	2291	1961	1663	1404	1199	1824	1363	999	718	512	373	0.3	0.0	-1.9	-5.8	-11.9	-20.7	2.9	2.4	0.0	-4.7	-12.0	-36.7	-79.2	24"
91/2	2600	2331	2078	1842	1625	1431	1831	1472	1170	919	715	555	0.3	0.0	-1.9	-5.5	-11.2	-19.1	2.8	2.3	0.0	-4.3	-10.9	-32.0	-66.4	24"
91/2	3230	2893	2580	2287	2014	1762	2316	1858	1478	1161	901	689	0.4	0.7	0.0	-2.1	-5.0	-9.7	1.6	1.4	0.0	-2.7	-6.9	-20.6	-42.7	24"
91/2	2990	2730	2484	2252	2032	1825	2382	1985	1644	1351	1100	887	0.5	0.8	0.0	-2.1	-5.6	-10.7	1.9	1.6	0.0	-3.0	-7.6	-22.0	-44.8	24"
91/2	2930	2706	2492	2289	2095	1911	2325	1983	1683	1419	1189	989	0.5	0.9	0.0	-2.2	-5.7	-10.8	1.9	1.6	0.0	-3.0	-7.5	-21.7	-43.9	24"
91/2M	3030	2782	2548	2326	2114	1914	2854	2406	2018	1682	1389	1139	0.5	0.8	0.0	-2.0	-5.4	-10.2	1.8	1.5	0.0	-2.9	-7.2	-20.8	-42.2	24"
91/2	3320	2924	2561	2225	1916	1636	2448	1898	1456	1099	815	594	0.3	0.7	0.0	-1.8	-5.0	-9.7	2.7	2.0	0.0	-3.7	-16.6	-39.1	24"	
91/2	3060	2776	2510	2259	2022	1801	2702	2225	1818	1472	1180	936	0.5	0.8	0.0	-2.0	-5.5	-10.4	1.8	1.5	0.0	-2.9	-7.4	-21.6	-44.3	24"
91/2	3060	2802	2559	2329	2110	1904	2702	2267	1890	1565	1285	1046	0.4	0.8	0.0	-2.0	-5.3	-10.1	1.8	1.5	0.0	-2.8	-7.1	-20.6	-42.0	24"
91/2	2850	2504	2183	1886	1618	1385	2705	2087	1587	1185	872	639	0.7	1.0	0.0	-2.6	-7.1	-13.6	2.3	2.0	0.0	-3.8	-9.7	-29.2	-62.2	24"
91/2	3000	2780	2570	2369	2178	1995	2697	2315	1979	1682	1421	1193	0.5	0.8	0.0	-2.0	-5.3	-10.1	1.8	1.5	0.0	-2.8	-7.1	-20.4	-41.0	24"
91/2	2960	2749	2548	2355	2171	1995	2733	2349	2018	1724	1465	1237	0.5	0.8	0.0	-2.1	-5.5	-10.3	1.9	1.5	0.0	-2.9	-7.2	-20.7	-41.6	24"
71/2	2215	2012	1821	1643	1481	1336	1525	1259	1051	839	681	555	0.5	0.0	-2.7	-7.7	-15.4	-25.9	1.8	0.0	-4.1	-10.9	-20.6	-50.0	-95.2	16"
91/2	2660	2435	2221	2018	1827	1648	2199	1843	1533	1266	1037	844	0.2	0.0	-1.7	-5.0	-10.0	-17.0	2.5	2.0	0.0	-3.8	-9.5	-27.7	-56.3	24"
91/2	2860	2625	2402	2189	1988	1798	2542	2142	1793	1490	1228	1005	0.6	0.9	0.0	-2.3	-6.1	-11.6	2.1	1.7	0.0	-3.2	-8.1	-23.5	-47.7	24"
91/2	3080	2725	2467	2223	1992	1778	2398	1979	1621	1316	1058	842	0.5	0.8	0.0	-2.1	-5.7	-10.8	1.9	1.6	0.0	-3.0	-7.6	-22.3	-45.8	24"
91/2	2715	2510	2315	2128	1950	1781	2520	2155	1832	1548	1300	1085	0.7	1.0	0.0	-2.5	-6.7	-12.6	2.3	1.9	0.0	-3.5	-8.8	-25.3	-51.0	24"
91/2	3000	2758	2528	2309	2102	1905	2797	2363	1986	1657	1373	1128	0.6	0.8	0											

VENTED TEST-BARREL BALLISTICS

This Remington-patented, industry-accepted method provides data that more precisely reflects actual use of revolver ammunition. It considers cylinder gap, barrel length, powder position, and production tolerances. Although our final values differ from conventional figures, the ammunition is unchanged. Key elements of our patented procedure include: (a) horizontal powder orientation; (b) cylinder gap: .008"; (c) barrel length: 4".

INTERCHANGEABILITY CHART

Cartridges within groups shown are interchangeable. Other substitutions should not be made without specific recommendation of the firearms manufacturer, since improper combinations could result in firearm damage or personal injury.

Rimfire	32-20 Colt L.M.R.
22 W.R.F.	32-20 W.C.F.
22 Remington Special	32-20 Win. and Marlin
22 Win. Model 1890 in a 22 Win. Mag.	SEE NOTE B
Rimfire but not conversely	38 S. & W.
Centerfire	38 Colt New Police
25-20 Remington	380 Webley
25-20 W.C.F.	38 Colt Special
25-20 Win.	38 S. & W. Special
25-20 Win. High Speed	38 Targetmaster®
25-20 Marlin	38 S. & W. Special Mid-Range
25 W.C.F.	38 Special (+P)
6mm Rem. (80 & 90 grain)	38-44 Special (+P)
244 Rem.	38 Special
25 Automatic	38 Special Flat Point
25 Auto. Colt Pistol (ACP)	SEE NOTE B & D
25 (6.35mm) Automatic Pistol	38 Short Colt in 38 Long Colt
6.35mm Browning	but not conversely Both can be
7mm Express™ Rem.	used in 38 Special
280 Rem.	38 Marlin
30-30 Sav.	38 Win.®
30-30 Win.	SEE NOTE A
30-30 Win. Accelerator®	38 Remington®
30-30 Marlin	38-40 Win.
30-30 Win. High Speed	38 W.C.F.®
30 W.C.F.	SEE NOTE A
32 Colt Automatic	38 Automatic in 38 Super (+P)
32 Automatic Colt Pistol (ACP)	but not conversely
32 (7.65mm) Automatic Pistol	380 Automatic
7.65mm Automatic Pistol	9mm Browning Short (Corto Kurz)
7.65mm Browning (not interchangeable with 7.65mm Lager)	9mm Lager
32 Short Colt in 32 Long Colt	9mm Parabellum
but not conversely SEE NOTE C	SEE NOTE E
32 S. & W. in 32 S. & W. Long	44 S. & W. Special
but not conversely	SEE NOTE F
32 S. & W. Long	44 Marlin
32 Colt New Police	44 Win.
32 Colt Police Positive	44-40 Win.
32 W.C.F.®	44 W.C.F.
32 Win.®	45-70 Government
32-20 Win. High Speed®	45-70 Marlin, Win.
SEE NOTE A	45-70-405

NOTE A: *High-speed cartridges must not be used in revolvers. They should be used only in rifles made especially for them. NOTE B: Ammunition with (+P) on the case headstamp is loaded to higher pressure. Use only in firearms designated for this cartridge and so recommended by the gun manufacturer. NOTE C: Not for use in revolvers chambered for 32 S. & W. or 32 S. & W. Long. NOTE D: All 38 Special cartridges can be used in 357 Magnum revolvers but not conversely. NOTE E: 9mm sub-machine gun cartridges should not be used in handguns. NOTE F: 44 Russian and 44 S. & W. Special can be used in 44 Remington Magnum revolvers but not conversely. NOTE G: Not to be used in Win. M-66 and M-75.

30-40 Krag



308 WIN. ACCELERATOR®




308 WIN.



30-06 ACCELERATOR



30-06 SPRINGFIELD



300 H&H MAG.



300 WIN. MAG.



300 WBY. MAG.




303 BRITISH



7.62X39mm




32-20 WIN.



32 WIN. SPECIAL



8mm MAUSER




8mm REM. MAG.



338 WIN. MAG.



35 REM.



350 REM. MAG.



35 WHELEN




375 H&H MAG.



416 REM. MAG.




44-40 WIN.



44 REM. MAR.



444 MAR.



45-70 GOVERNMENT



458 WIN. MAG.



Extended Range
Safari Grade

CALIBER	REMINGTON Order No.	Wt.-Gr.	BULLET Style
30-40 Krag	R30402	80	Pointed Soft Point Core-Lokt®
308 WIN. ACCELERATOR®	R308W5	55	Pointed Soft Point
308 WIN.	R308W1	150	Pointed Soft Point Core-Lokt®
	R308W2	180	Soft Point Core-Lokt®
	R308W3	180	Pointed Soft Point Core-Lokt®
	R308W7	168	Boat Tail H.P. Match
	ER308WA	165	Extended Range Boat Tail
	ER308WB	178	Extended Range
30-06 ACCELERATOR®	R30069	55	Pointed Soft Point
30-06 SPRINGFIELD	R30061	125	Pointed Soft Point
	R30062	150	Pointed Soft Point Core-Lokt®
	R30063	150	Bronze Point
	R3006B	165	Pointed Soft Point Core-Lokt®
	R30064	180	Soft Point Core-Lokt®
	R30065	180	Pointed Soft Point Core-Lokt®
	R30066	190	Bronze Point
	R30067	220	Soft Point Core-Lokt®
	R3006C	168	Boat Tail H.P. Match
	ER3006A	152	Extended Range
	ER3006B	165	Extended Range Boat Tail
	ER3006C	178	Extended Range
300 H&H MAG.	R300HH	180	Pointed Soft Point Core-Lokt®
300 WIN. MAG.	R300W1	150	Pointed Soft Point Core-Lokt®
	R300W2	180	Pointed Soft Point Core-Lokt®
	RS300WA★	200	Swift A-Frame™ PSP
	ER300WA	178	Extended Range
	ER300WB	190	Extended Range Boat Tail
300 WBY MAG.	R300WB1	180	Pointed Soft Point Core-Lokt®
	R300WB2	220	Soft Point Core-Lokt®
	ER300WDA	178	Extended Range
	ER300WDB	190	Extended Range Boat Tail
303 BRITISH	R303B1	180	Soft Point Core-Lokt®
7.62X39MM	R762391	125	Pointed Soft Point
32-20 WIN.	R32201	100	Lead
	R32202	100	Soft Point
32 WIN. SPECIAL	R32WS2	170	Soft Point Core-Lokt®
8MM MAUSER	R8MSR	170	Soft Point Core-Lokt®
8MM REM. MAG.	R8MM1	185	Pointed Soft Point Core-Lokt®
338 WIN. MAG.	R338W1	225	Pointed Soft Point
	R338W2	250	Pointed Soft Point
	RS338WA	225	Swift A-Frame PSP
35 REM.	R35R1	150	Pointed Soft Point Core-Lokt®
	R35R2	200	Soft Point Core-Lokt®
350 REM. MAG.	R350M1	200	Pointed Soft Point Core-Lokt®
35 WHELEN	R35WH1	200	Pointed Soft Point
	R35WH2	250	Soft Point
	R35WH3	250	Pointed Soft Point
375 H&H MAG.	R375M1	270	Soft Point
	RS375MA	300	Swift A-Frame PSP
416 REM. MAG.	R416R1	400	Solid
	R416R2	400	Swift A-Frame PSP
	R416R3	350	Swift A-Frame PSP
444 WIN.	R444W1	200	Soft Point
44 REM. MAG.	R44MG2	240	Soft Point
	R44MG3	240	Semi-Jacketed Hollow Point
	R44MG6	210	Semi-Jacketed Hollow Point
444 MAR.	R444M1	240	Soft Point
45-70 GOVERNMENT	R4570G	405	Soft Point
	R4570L	300	Jacketed Hollow Point
458 WIN. MAG.	R458W1	500	Metal Case
	R458W2	510	Soft Point

Primer No.	Muzzle	VELOCITY - Feet Per Second					Muzzle	ENERGY - Foot-Pounds					SHORT RANGE TRAJECTORY ¹					LONG RANGE TRAJECTORY ²										Barrel Length		
		100 Yds.	200 Yds.	300 Yds.	400 Yds.	500 Yds.		100 Yds.	200 Yds.	300 Yds.	400 Yds.	500 Yds.	50 Yds.	100 Yds.	150 Yds.	200 Yds.	250 Yds.	300 Yds.	350 Yds.	400 Yds.	450 Yds.	500 Yds.	550 Yds.	600 Yds.						
91/2	2450	2213	2007	1813	1632	1468	2360	1957	1610	1314	1064	861	0.4	0.0	-2.1	-6.2	-12.5	-21.1	-31.4	-43.4	-56.9	-71.8	-87.9	-105.2	-123.6	-143.1	-163.6	-185.1	-207.6	24"
91/2	2770	3215	2726	2286	1888	1541	1735	1262	907	638	435	290	0.2	0.5	0.0	-1.5	-4.2	-8.2	-12.2	-16.2	-20.2	-24.2	-28.2	-32.2	-36.2	-40.2	-44.2	-48.2	-52.2	24"
91/2	2820	2633	2263	2009	1774	1560	2648	2137	1705	1344	1048	810	0.2	0.0	-1.5	-4.5	-9.3	-16.9	-23.3	-31.9	-40.0	-48.6	-57.1	-65.6	-74.1	-82.6	-91.1	-99.6	-108.1	24"
91/2	2620	2274	1956	1666	1414	1212	2743	2066	1627	1109	799	587	0.3	0.0	-2.0	-5.9	-12.1	-20.9	-29.9	-39.4	-48.4	-57.4	-66.4	-75.4	-84.4	-93.4	-102.4	-111.4	-120.4	24"
91/2	2620	2393	2178	1974	1782	1604	2743	2288	1896	1557	1269	1028	0.2	0.0	-1.6	-6.2	-10.4	-17.7	-26.6	-36.1	-45.1	-54.1	-63.1	-72.1	-81.1	-90.1	-99.1	-108.1	-117.1	24"
91/2	2680	2493	2314	2143	1979	1823	2678	2318	1998	1713	1460	1239	0.2	0.0	-1.6	-4.7	-9.4	-16.9	-24.4	-32.4	-40.4	-48.4	-56.4	-64.4	-72.4	-80.4	-88.4	-96.4	-104.4	24"
91/2	2700	2497	2303	2117	1941	1773	2670	2284	1942	1642	1379	1152	0.2	0.0	-1.6	-4.7	-9.4	-16.0	-23.3	-31.9	-40.0	-48.6	-57.1	-65.6	-74.1	-82.6	-91.1	-99.6	-108.1	24"
91/2	2620	2415	2220	2034	1857	1691	2713	2306	1948	1635	1363	1130	0.2	0.0	-1.7	-5.1	-10.2	-17.2	-25.2	-33.2	-41.2	-49.2	-57.2	-65.2	-73.2	-81.2	-89.2	-97.2	-105.2	24"
91/2	4080	3486	2965	2502	2083	1709	2033	1483	1074	764	530	356	0.4	1.0	0.9	0.0	-1.9	-5.0	-8.2	-11.4	-14.6	-17.8	-21.0	-24.2	-27.4	-30.6	-33.8	-37.0	-40.2	24"
91/2	3140	2780	2447	2138	1853	1596	2736	2146	1662	1269	953	706	0.4	0.8	0.0	-2.1	-5.6	-10.7	-15.8	-20.9	-26.0	-31.1	-36.2	-41.3	-46.4	-51.5	-56.6	-61.7	-66.8	24"
91/2	2910	2617	2342	2083	1843	1622	2820	2281	1827	1446	1131	876	0.6	0.9	0.0	-2.3	-6.3	-12.0	-17.1	-22.2	-27.3	-32.4	-37.5	-42.6	-47.7	-52.8	-57.9	-63.0	-68.1	24"
91/2	2910	2656	2416	2189	1974	1773	2820	2349	1944	1596	1298	1047	0.6	0.9	0.0	-2.2	-6.0	-11.4	-16.5	-21.6	-26.7	-31.8	-36.9	-42.0	-47.1	-52.2	-57.3	-62.4	-67.5	24"
91/2	2800	2534	2283	2047	1825	1621	2872	2352	1909	1534	1220	963	0.7	1.0	0.0	-2.6	-6.7	-12.7	-17.8	-22.9	-28.0	-33.1	-38.2	-43.3	-48.4	-53.5	-58.6	-63.7	-68.8	24"
91/2	2700	2346	2023	1727	1466	1251	2913	2203	1636	1192	859	626	0.2	0.0	-1.8	-5.6	-11.2	-19.6	-27.7	-35.8	-43.9	-52.0	-60.1	-68.2	-76.3	-84.4	-92.5	-100.6	-108.7	24"
91/2	2700	2469	2250	2042	1846	1663	2913	2436	2023	1666	1362	1105	0.2	0.0	-1.6	-4.8	-9.7	-16.5	-23.4	-30.3	-37.2	-44.1	-51.0	-57.9	-64.8	-71.7	-78.6	-85.5	-92.4	24"
91/2	2700	2486	2280	2084	1899	1725	2913	2468	2077	1736	1441	1189	0.2	0.0	-1.6	-4.7	-9.6	-16.2	-23.4	-30.6	-37.8	-45.0	-52.2	-59.4	-66.6	-73.8	-81.0	-88.2	-95.4	24"
91/2	2410	2136	1870	1632	1422	1246	2837	2216	1708	1301	983	758	0.4	0.0	-2.3	-6.8	-13.8	-23.6	-33.4	-43.2	-53.0	-62.8	-72.6	-82.4	-92.2	-102.0	-111.8	-121.6	-131.4	24"
91/2	2710	2522	2346	2169	2003	1845	2739	2372	2045	1754	1497	1270	0.7	1.0	0.0	-2.5	-6.6	-12.4	-18.2	-24.0	-29.8	-35.6	-41.4	-47.2	-53.0	-58.8	-64.6	-70.4	-76.2	24"
91/2	2910	2654	2413	2184	1968	1765	2858	2378	1965	1610	1307	1052	0.6	0.9	0.0	-2.3	-6.0	-11.4	-16.5	-21.6	-26.7	-31.8	-36.9	-42.0	-47.1	-52.2	-57.3	-62.4	-67.5	24"
91/2	2800	2592	2394	2204	2023	1852	2872	2462	2100	1780	1500	1256	0.6	1.0	0.0	-2.4	-6.2	-11.8	-17.1	-22.4	-27.7	-33.0	-38.3	-43.6	-48.9	-54.2	-59.5	-64.8	-70.1	24"
91/2	2720	2511	2311	2121	1939	1768	2924	2491	2111	1777	1486	1235	0.7	1.0	0.0	-2.6	-6.7	-12.7	-17.8	-22.9	-28.0	-33.1	-38.2	-43.3	-48.4	-53.5	-58.6	-63.7	-68.8	24"
91/2M	2880	2640	2412	2196	1990	1798	3315	2785	2325	1927	1583	1292	0.6	0.9	0.0	-2.3	-6.0	-11.5	-16.6	-21.7	-26.8	-31.9	-37.0	-42.1	-47.2	-52.3	-57.4	-62.5	-67.6	24"
91/2M	3290	2951	2636	2342	2068	1813	3605	2900	2314	1827	1424	1095	0.3	0.7	0.0	-1.8	-4.8	-9.3	-14.4	-19.5	-24.6	-29.7	-34.8	-39.9	-45.0	-50.1	-55.2	-60.3	-65.4	24"
91/2M	2960	2745	2540	2344	2167	1979	3501	3011	2578	2196	1859	1566	0.5	0.8	0.0	-2.1	-5.6	-10.4	-15.5	-20.6	-25.7	-30.8	-35.9	-41.0	-46.1	-51.2	-56.3	-61.4	-66.5	24"
91/2M	2825	2596	2376	2167	1970	1783	3544	2989	2506	2086	1722	1412	0.6	1.0	0.0	-2.4	-6.3	-11.9	-17.1	-22.2	-27.3	-32.4	-37.5	-42.6	-47.7	-52.8	-57.9	-63.0	-68.1	24"
91/2M	2980	2769	2568	2375	2191	2015	3609	3030	2606	2230	1897	1605	0.5	0.8	0.0	-2.0	-5.4	-10.2	-15.3	-20.4	-25.5	-30.6	-35.7	-40.8	-45.9	-51.0	-56.1	-61.2	-66.3	24"
91/2M	2885	2691	2506	2327	2156	1993	3511	3056	2648	2285	1961	1675	0.5	0.9	0.0	-2.2	-5.7	-10.7	-15.8	-20.9	-26.0	-31.1	-36.2	-41.3	-46.4	-51.5	-56.6	-61.7	-66.8	24"
91/2M	3120	2866	2627	2400	2184	1979	3890	3284	2758	2301	1905	1565	0.4	0.7	0.0	-1.9	-5.0	-9.5	-14.6	-19.7	-24.8	-29.9	-35.0	-40.1	-45.2	-50.3	-55.4	-60.5	-65.6	24"
91/2M	2850	2541	2283	1984	1736	1512	3967	3356	2480	1922	1471	1117	0.6	1.0	0.0	-2.5	-6.7	-12.9	-17.9	-22.9	-27.9	-32.9	-37.9	-42.9	-47.9	-52.9	-57.9	-62.9	-67.9	24"
91/2M	3120	2902	2695	2497	2308	2126	3847	3329	2870	2464	2104	1787	0.4	0.7	0.0	-1.8	-4.8	-9.1	-14.2	-19.3	-24.4	-29.5	-34.6	-39.7	-44.8	-49.9	-55.0	-60.1	-65.2	24"
91/2M	3030	2830	2638	2455	2279	2110	3873	3378	2936	2542	2190	1878	0.4	0.8	0.0	-1.9	-5.1	-9.6	-14.7	-19.8	-24.9	-30.0	-35.1	-40.2	-45.3	-50.4	-55.5	-60.6	-65.7	24"
91/2	2450	2124	1817	1542	1311	1137	2418	1803	1319	950	687	517	0.3	0.0	-2.3	-6.9	-14.1	-24.4	-33.4	-42.4	-51.4	-60.4	-69.4	-78.4	-87.4	-96.4	-105.4	-114.4	-123.4	24"
91/2	2565	2062	1783	1533	1320	1154	1552	1180	882	652	483	370	0.4	0.0	-2.5	-7.3	-14.3	-25.7	-34.7	-43.7	-52.7	-61.7	-70.7	-79.7	-88.7	-97.7	-106.7	-115.7	-124.7	24"
91/2	1210	1021	913	834	769	712	326	231	185	154	131	113	0.0	0.3	0.0	-2.0	-4.9	-9.3	-12.1	-15.0	-17.9	-20.8	-23.7	-26.6	-29.5	-32.4	-35.3	-38.2	-41.1	24"
91/2	1210	1021	913	834	769	712	326	231	185	154	131	113	0.0	0.3	0.0	-2.0														

JOIN US IN SUPPORTING THE FOLLOWING ORGANIZATIONS

DUCKS UNLIMITED

1 Waterfowl Way
Memphis, TN 38120
(901) 758-3825

FOUNDATION FOR NORTH AMERICAN WILD SHEEP

720 Allen Avenue
Cody, WY 82414
(307) 527-6261

NATIONAL WILD TURKEY FEDERATION

P.O. Box 530
770 Augusta Road
Edgefield, SC 29824
(803) 637-3106

PHEASANTS FOREVER, INC.

P.O. Box 75473
St. Paul, MN 55175
(612) 481-7142

QUAIL UNLIMITED

P.O. Box 10041
Augusta, GA 30903
(803) 637-5731

ROCKY MOUNTAIN ELK FOUNDATION

2291 W. Broadway
Missoula, MT 59802
(406) 721-0010

RUFFED GROUSE SOCIETY

451 McCormick Road
Coraopolis, PA 15108-9327
(412) 262-4044

SAFARI CLUB INTERNATIONAL

4800 West Gates Pass Road
Tucson, AZ 85745
(602) 620-1220

WHITETAILS UNLIMITED

P.O. Box 422
Sturgeon Bay, WI 54235
(414) 743-6777

NATIONAL FISH AND WILDLIFE FOUNDATION

1120 Connecticut Ave., N.W.
Suite 900
Washington, DC 20036
(202) 857-0166

UNITED CONSERVATION ALLIANCE

P.O. Box 820706
Houston, TX 77282-0706
(713) 558-1399

WILDLIFE HABITAT ENHANCEMENT COUNCIL

1010 Wayne Avenue, Suite 1240
Silver Spring, MD 20910
(301) 588-8994

WILDLIFE LEGISLATIVE FUND OF AMERICA

801 Kingsmill Parkway
Columbus, OH 43229-1137
(614) 888-4868

WILDLIFE MANAGEMENT INSTITUTE

1101 14th St., N.W., Suite 725
Washington, DC 20005
(202) 371-1808

NATIONAL SHOOTING SPORTS FOUNDATION

555 Danbury Road
Wilton, CT 06897
(203) 762-1320

NATIONAL RIFLE ASSOCIATION OF AMERICA

1600 Rhode Island Avenue N.W.
Washington, DC 20036
(202) 828-6000

AMERICAN FISHING TACKLE MANUFACTURER'S ASSOCIATION

1250 Grove Street
Barrington, IL 60010
(708) 381-9490

SPORTING ARMS AND AMMUNITION MANUFACTURER'S INSTITUTE

555 Danbury Road
Wilton, CT 06897
(203) 762-5463

NATIONAL ASSOCIATION OF SPORTING GOODS WHOLESALERS

P.O. Box 11344
Chicago, IL 60611
(312) 565-0233

CONGRESSIONAL SPORTSMAN'S CAUCUS

729 15th St., N.W., Suite 700
Washington, DC 20005
(202) 628-8724

INTERNATIONAL ASSOCIATION OF LAW ENFORCEMENT

FIREARMS INSTRUCTORS
390 Union Avenue, Union Square
Laconia, NH 03246
(603) 524-8787

OUTDOOR WRITERS ASSOCIATION OF AMERICA

2017 Cato Ave., Suite 101
State College, PA 16801-2768
(814) 234-1011

HUNTER EDUCATION ASSOCIATION

P.O. Box 525
Draper, UT 84020
(801) 571-9461

Accelerator, Blue Rock, Brushmaster, CBe, Core-Lokt, Duplex, Express, Fieldmaster, Fireball, Kleanbore, Nitro Mag, Power-Lokt, Power Piston, Premier, Rangemaster, Remington, ShurShot, Slugger, Speedmaster, Sportsman, Targetmaster, Wingmaster and Yellow Jacket are trademarks registered in the U.S. Patent & Trademark Office by Remington Arms Company, Inc. Bronze Point, Bullet, Copper-Lokt, Copper Solid, Cyclone, DriLube, Driving Band, Express-Steel, Figure 8, Golden, Golden Saber, Marine Magnum, Model XP-100, Model XP-100R, Model XP-22R, Model Seven, Model 11-87, Model 40-XB, Model 40-XBBR, Model 40-XC, Model 40-XR, Model 522, Model 541-T, Model 562, Model 572, Model 581-S, Model 700, Model 870, Model 90-T, Model 1100, Model 7400, Model 7600, Nitro-Steel, Peerless, Rem, Rem-Lite, Rustless, SP-10, Stillhunter, Thunderbolt, Ultimate Climate, UMC, Viper and Wetproof are

trademarks of Remington Arms Company, Inc., Wilmington, DE 19898. Cordura, Dacron, Delrin, Holofoil, Imron, Kevlar, Lycra, Orlon, Quallofil, Stren, Teflon, Zepel and Zytel are trademarks registered in the U.S. Patent & Trademark Office by E.I. Du Pont de Nemours & Company (Inc.). A-Frame is a trademark of Swift Bullet Co. Coolmax, High Trek, Supplex, Thermax, Thermolite and Thermoloft are certification marks of Du Pont. Gore-Tex and Guaranteed To Keep You Dry are registered trademarks of W.L. Gore and Associates, Inc. Windstopper and z-liner are trademarks of W.L. Gore & Associates, Inc. Worsterlon is a registered trademark of Milliken & Co. Mossy Oak®, "Bottomland", Greenleaf, ©1986, Haas Outdoors, Inc. Polarplus and Polartek are registered trademarks of Malden Mills, Inc. Thor-Lo is a registered trademark of Thornburg Hosiery Co. Trebar®, Pat. D265,774, ©1980, 1989 Bowing Enterprises. Ultrasuede is a registered trademark of

Springs Industries. Velcro is a registered trademark of Velcro, U.S.A.

Weights, stock dimensions, checkering pattern and wood grain may vary according to the individual firearm. Remington reserves the right to change or modify its products without notice. Pricing may vary by model, specification, color, size and availability. All prices shown are manufacturer's suggested retail prices and are subject to change without notice.

Follow the safety rules printed in firearms instruction books and on ammunition boxes. If you do not have an instruction book for your Remington firearm, a free copy will be sent on your request. Please specify the model and serial number. Write Remington Arms Company, Inc., Ilion, New York 13357.

Remington®



Remington Arms Company, Inc.
Wilmington, DE 19898.

Telex 835420 DUPONT CO WIL.

Telephone numbers:

Arms Service - Parts and Repairs (315) 895-7791

Custom Shop - (315) 895-3288

Consumer Information - (302) 773-5291