

Cleaning and Lubrication Points

For Models

870 police

1187 police

700 police

7600 patrol gun

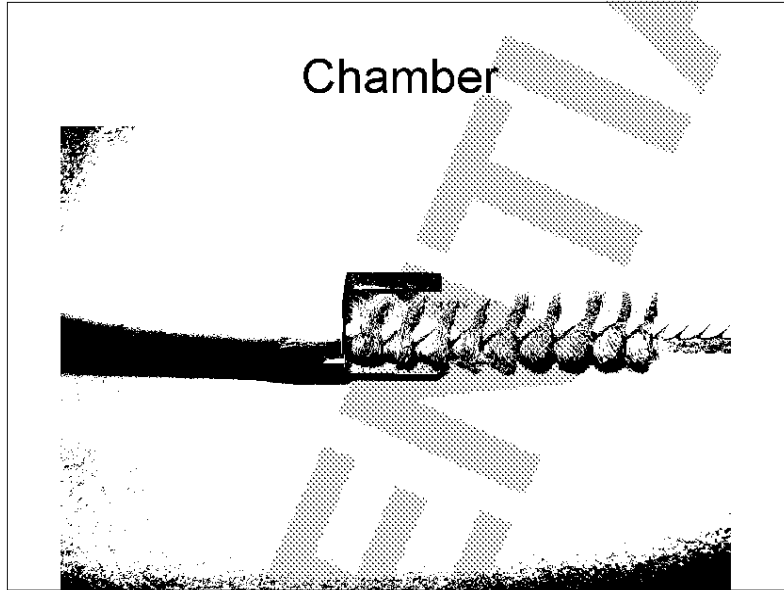
Cleaning aids

Brushes




Model 870 Police – BBL Detent






And bore



Locking notch






Wipe excess off



Magazine tube inside


Only clean the length of the tube – lightly oiled inside and out
wipe on – wipe off



Receiver flush – clean and dry



Outside -oil on and off




Flush trigger assembly



Trigger assembly - cleaned

A few drops of
Rem Oil
in certain areas


Carrier Dog Plunger – one drop



Hammer Plunger

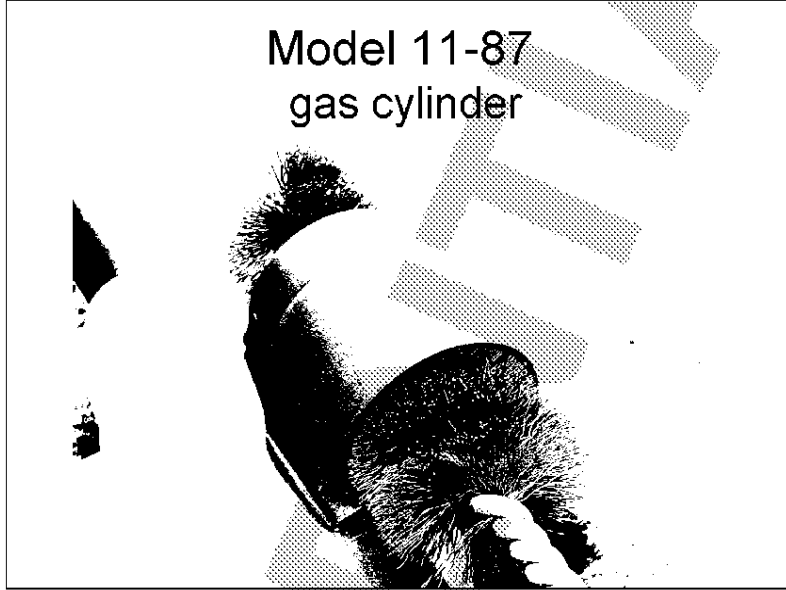


One drop each side




End

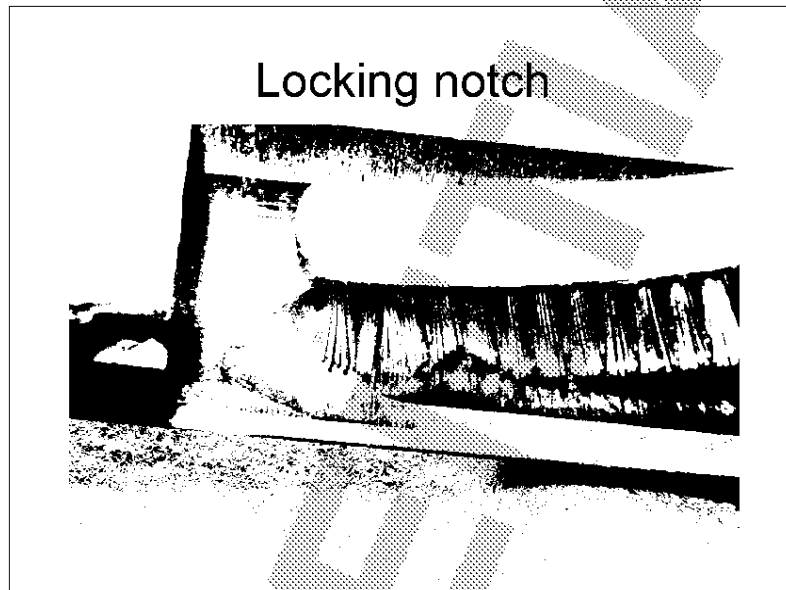
Model 11-87
gas cylinder




M/1187
gas orifices






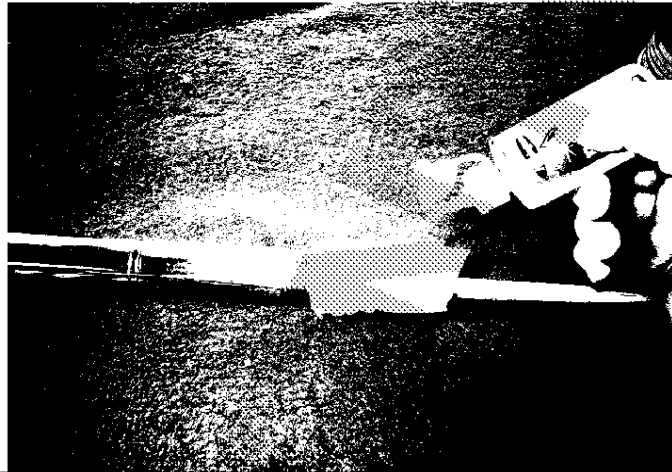




Inside magazine tube



Treat with Rem Oil





Wipe out excess




Magazine tube – lightly oiled







Flush trigger assembly




One drop oil — carrier dog plunger



Hammer plunger



Each side — one drop Rem oil




Carrier latch plunger – one drop




End

Model 700 - firing Pin assembly


few drops of oil on spring after cleaning



High pressure grease *on bolt plug threads*

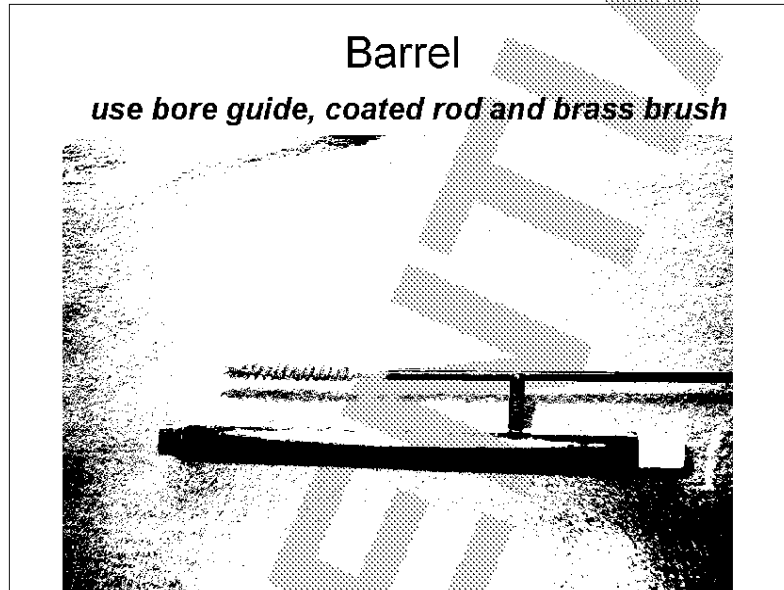



Clean inside bolt with brush



Lube cam slot with threads








Brass Brush

Rem oil in and wipe it out after cleaning

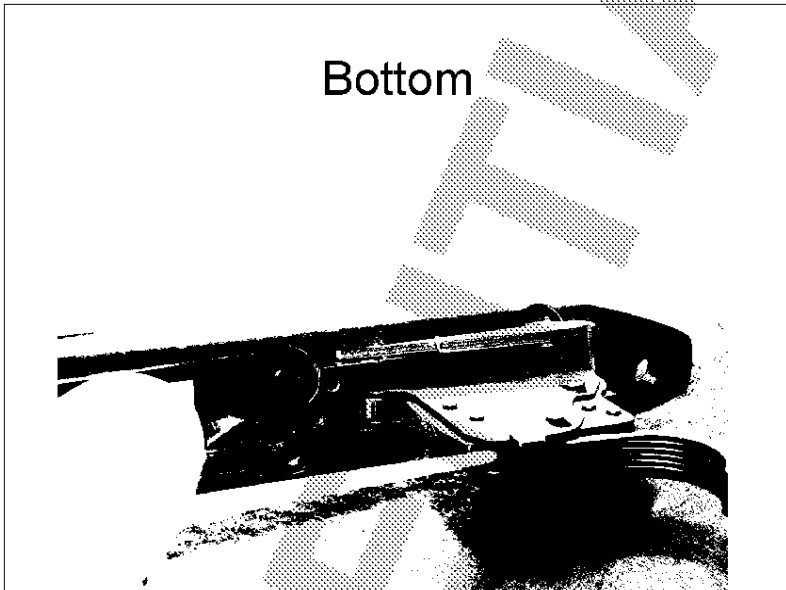






Flush Trigger Assembly
front



Bottom







Two drops of Rem Oil



One each side of sear



End

7600 patrol gun

Action tube cleaned and a drop of Rem oil on ring




Action tube inside




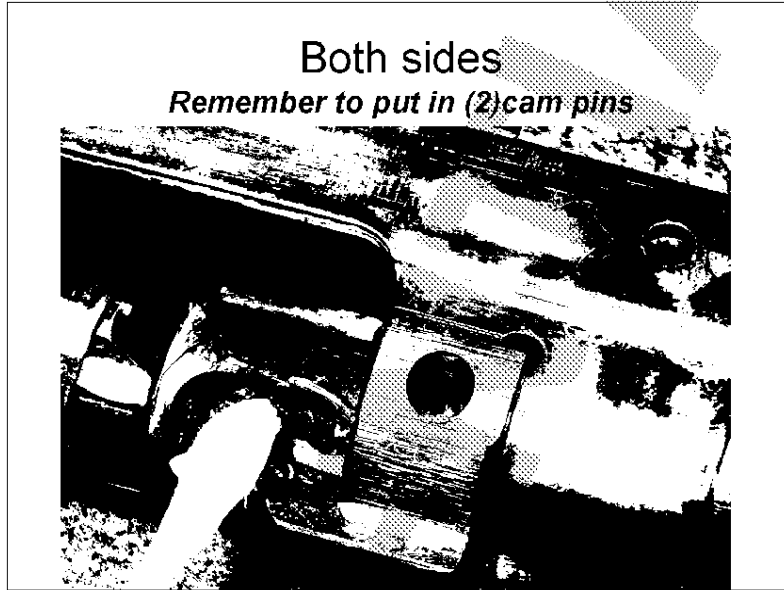
Clean bolt assembly

Notice break in grease (gray)



Lightly grease cam slots





Clean BBL lugs



Chamber

Use good brass brush



Bore

Use brass brush and bore cleaner





Wipe out excess oil




Oil on outside of BBL





Flush receiver inside




Oil on outside of receiver




Wipe excess off



Flush trigger assembly



One drop Rem oil



Each side of hammer plunger



End